



Welcome to Boldmere
Infant and Nursery School



Presentation aims:

- **To share information about our school**
- **To share information about your child's year in Reception**
- **To explain transition arrangements (in light of Covid-19)**
- **To introduce Reception staff and the key areas of school (this information can be shared with your child)**



Reception Staff

Please note that in Reception our teaching assistants are full time.

RB Hedgehog Class:



Miss Cormell
Class teacher
Reception
year lead



Mrs Lucas
Teaching
Assistant

RK Kangaroo Class:




Mr Meakin
Class teacher



Miss Guerin
Teaching
Assistant


RH Turtles Class:



Miss Harris
Class teacher



Mrs Boustead
Teaching
Assistant



School Staff



Mr C Glasgow
Executive Head teacher



Mrs Kenny
Head of Infant School



Mrs Mason
Assistant Head teacher



Mrs Dale
Bursar




Mrs Hubbleday
Office administrator



Mrs Long
Children's mentor



Mrs Jones
SENDco




Our School

Our Vision

The Federation of Boldmere Schools empowers all children to embrace learning; achieve their personal best; and build their social, emotional and physical wellbeing.



We have high expectations for all of our children. We have six values that we believe underpin our school ethos. These are respect, kindness, appreciation, resilience, co-operation and honesty. We teach one value each half term, and ensure that children understand and know how to demonstrate that value.




Kangaroo class

Welcome to all of the children who will be in the Kangaroo class. Your teacher is Mr Meakin and your teaching assistant is Miss Guerin.

Here is a photograph of your classroom and your class animal Kanga the Kangaroo.

Hi everyone! My name is Kanga. I come from Australia but now I live in England in the Kangaroo class. I can't wait to meet you! See you soon.





Mr Meakin



Mr Meakin fact file:


What is your favourite colour? Dark green

What is your favourite children's book? Charlie Cook's Favourite Book by Julia Donaldson

If you could have a super power what would it be? Telekinesis (to be able to move things with your mind)

What is your favourite thing to do? Watch movies (Superhero movies!)

What is your favourite meal? Lasagne



Miss Guerin

Miss Guerin fact file:

What is your favourite colour? Purple


What is your favourite children's book? Rainbow Fish by Marcus Pfister

If you could have a super power what would it be? To fly

What is your favourite thing to do? Listening to music

What is your favourite meal? Any type of pasta!





Hedgehog class

Welcome to all of the children who will be in the Hedgehog class. Your teacher is Miss Cornell and your teaching assistant is Mrs Lucas.

Here is a photograph of your classroom and your class animal Mr Prickles.

Hi everyone! My name is Mr Prickles. I live in the Hedgehog class and I love to paint which is why I always have my apron on. I can't wait to meet you! See you soon.



Miss Cormell

Miss Cormell fact file:

What is your favourite colour? Pink


What is your favourite children's book? Snail and The Whale by Julia Donaldson

If you could have a super power what would it be? Be able to fly.

What is your favourite thing to do? Play with my children.

What is your favourite meal? Pizza and chips.





Mrs Lucas

Mrs Lucas fact file:

What is your favourite colour? Yellow


What is your favourite children's book? Owl Babies by Martin Waddell

If you could have a super power what would it be? To be invisible.

What is your favourite thing to do? Holidays with my family.

What is your favourite meal? Fish and chips (from the fish and chip shop!)







Turtle class

Welcome to all of the children who will be in the Turtle class.
Your teacher is Miss Harris and your teaching assistant is Mrs Boustead.

Here is a photograph of your classroom and your class animal Flippy the sea turtle.

Hi everyone! My name is Flippy. I come from Mexico but now I live in England in the Turtle class. I love surfing. I can't wait to meet you! See you soon.





Miss Harris

Miss Harris fact file:

What is your favorite colour? Blue


What is your favourite children's book? Giraffes Can't Dance by Giles Andreae

If you could have a super power what would it be? To speak to animals.

What is your favourite thing to do? Play netball.

What is your favourite meal? Spaghetti Bolognaise





Mrs Boustead



Mrs Boustead fact file:


What is your favorite colour? Baby blue

What is your favourite children's book? Wake up do, Lydia Lou! By Julia Donaldson

If you could have a super power what would it be? Be invisible.

What is your favourite thing to do? Baking cakes and cycling.

What is your favourite meal? Lasagne and salad.




Playground and outdoor areas

We have lots of lovely outdoor areas for children to play in. The Quad area is surrounded by the three Reception classrooms and is the outdoor classroom. It is used throughout the day.

We have a large field and a woodland area. We get to explore and play in these areas.

At the top of the field we have a bike track.





Playground and outdoor areas

Reception have their own playground. There is a climbing frame, fun paintings on the floor and lots of outdoor resources to use.




Year 1 and 2 (Key stage 1) playground has a climbing wall and lots of fun paintings and games.



The Quiet corner is a calm area for children to use.





Dropping off


We have a 'trickle in' system in the mornings where the doors open from 8.50am. Following the current guidance in relation to Covid-19 we are introducing staggered start and end times to the day. Further details will follow.



Teaching assistants will be on the door in the morning to take any important messages. These will be passed on to your child's teacher. Please wait until the majority of children have entered the school building before speaking to staff.



Please enter school via the main green gates and walk through the playground to drop off points. Staff will be available to guide you during the children's first week.



Collecting


The end of the school day for Reception will be staggered as is the morning drop off. This is to ensure that limited numbers are on the school site at any point and is following Government and DfE guidance.

Hedgehogs and Turtles exit from the main hall onto the Reception playground. Please access the playground via the wooden gate at the side of the building, and follow the path to the back of the building.

Kangaroos and Hedgehogs will enter and exit here.



Turtles will enter and exit here by the green gates.



Uniform

Girls

- grey skirt, pinafore dress, culottes, shorts or trousers
- navy blue cardigan or jumper (with logo or plain)
- light blue polo shirt
- light blue gingham summer dresses
- black shoes

Boys

- grey trousers or shorts
- navy blue jumper (with or logo or plain)
- light blue polo shirt.
- black shoes

Children's Challenge!

Practice getting dressed and undressed into your school uniform and PE kits. Even practise putting socks and tights on.

ESSENTIAL!

LABEL everything, including school coats, with your child's name.






PE kit



- Plain white t-shirt
- Navy blue shorts
- Socks
- Pumps- with Velcro straps as this makes it easier for children to put on.
- Outdoor trainers- preferably with Velcro straps.
- Drawstring bag

PLEASE NAME EVERYTHING




Book bag and PE kit bag



Children need to bring their book bag to school each day. PE kits are kept at school until the end of term, when we send them home to be washed.

Children will be given a book bag on their first visit to school. Their first bag is **free**. When a bag needs to be replaced, they can be purchased from the office for £3.60.

School PE bags can be bought from the school office in September for £3.30.



Book bags

Book bags will be used for children's work and for correspondence between home and school. Please check bags daily. Reading diaries and school reading books will be sent home in book bags. Please keep both the diary and reading book in the bag so teachers have access to them everyday.



Lunch time


Children have the option of hot school meals or packed lunch. The hot school meals are supplemented with a salad cart where children can top up their plates.



Children... you could be chosen to sit on the golden table for showing good manners!



*Please note that the way lunch time operates may be subject to change in the light of update Government/DfE guidance.



Packed lunches

If you would prefer, children can bring a packed lunch from home. Please label lunch boxes and containers.



We promote healthy eating at school so please avoid fizzy drinks, sweets and chocolate.

Nuts/nut products are not allowed at school.




Fruit and Drink

Children receive a free piece of fruit everyday for a mid morning snack. They also have the opportunity to have milk (orders placed in September). Milk is free up until the term that your child turns 5. If they wish to continue having milk after their 5th birthday it can be purchased from the office at a cost of approximately 24p each day.




Whilst children enjoy their fruit and drink use we share stories and talk about our school values.



A peek at some of the things you can look forward to doing in Reception!





Outdoor area- the Quad

In the Quad area you can look forward to...

Larger, louder
and messier!

Hunting for mini beasts



Creating obstacle courses




Water play



Planting, gardening and
hopefully harvesting!



Den building



Continuous provision and learning areas

Each Reception classroom will have these areas to support play and learning. Children will also take part in focus activities with adults.



Home corner



Water play



Mark Making



Reading area



Science




Maths



Construction



Small world



Dough area




Creative area



Interactive
Whiteboard



Computers
and tablets



Teaching and Learning Curriculum

The Early Years Foundation Stage Framework is the statutory curriculum that we teach in Reception. Children begin the National Curriculum in Year One. The EYFS Framework explains how and what your child will be learning, and supports their healthy development. Your child will be learning skills, acquiring new knowledge and demonstrating their understanding through seven areas of learning and development. Children's learning will focus on three prime areas first.

These are:

Communication and language

Physical development

Personal, social and emotional development

Learning in the three prime areas will help to develop skills in a further four specific areas.


These are:

Literacy

Mathematics

Understanding the world

Expressive arts and design




Teaching and Learning

Within each area of learning there are objectives which progress towards an Early Learning Goal (ELG). Children are 'expected' to achieve these goals by the end of Reception. We assess children against all ELGs and judge children as 'emerging', 'expected' or 'exceeding'.

Please refer to the documents saved under the link to this presentation 'Early Years Foundation Stage Profile' and 'Early Learning Goals' for further information on the assessment process.


Please be aware, however, that children's learning is not linear and your child may require more time or support to achieve an objective. Please try not to compare your child to others - they are all individuals and therefore all learn at their own pace and in their own way.



Teaching and Learning

Online Learning Journal

At the end of your child's first half term at school, you will be given access to Target Tracker, an online learning journal, personalised for your child. The journals capture observations of your child made by the staff, and show links to the Foundation stage curriculum. Observations may include photographs, written comments or both.




Home Login **Link** powered by Target Tracker

School

Email

Password

[Having trouble logging in?](#)



Busy Bodies Before and after school club

Our before and after school club is called Busy Bodies and is based at the Junior school.

- Morning session 8.00am- 9.00am £5 per hour (children may be admitted earlier at 7.45am for an additional cost)
- Afternoon session 3.30pm - 6.00pm £5 per hour

If you require this wrap around care, please take a look at our website page where you will find further information and a registration form.

<https://www.boldmere.bham.sch.uk/busy-bodies>

Or contact the Busy Bodies team on:

Telephone: 0121 464 1343

Email: khyatt@boldmere.bham.sch.uk




School ready

How to prepare your child for school

- Please share the photographs and relevant information on this presentation with your child.
- Share stories with your child about starting school. Some suggested stories are:
 - 'Starting school' by Janet and Allan Ahlberg (link to story below)


<https://www.youtube.com/watch?v=1zQivaCXu-Q>



- 'Going to School' by Rose Blake



- 'Going to School', Usborne first experiences



- Please watch the following videos which are aimed at supporting you to prepare for your child starting school (especially if it is your first child starting school!)

Follow the link below for a video which provides tips to reduce stress and tension on the morning of school. If we can reduce this children will come into the setting happier and calmer.

<https://www.youtube.com/watch?v=eIXA57oI848&feature=youtu.be>

Follow the link below on how to help your child adjust to school life.

<https://www.youtube.com/watch?v=DKIUD7kez40>

- We have also saved a 'Preparing for school booklet' which has further advice under the transition tab.




School ready

How to prepare your child for school

- Independent when toileting- encourage wiping and washing hands. Practise singing happy birthday as they wash to ensure the 20 second rule...make it fun!
- Encourage undressing and dressing into new school uniform and PE kit.
- Play games which encourage turn taking and sharing.
- Find out about their class animal.
- Speak positively about school, try not to plant worries that they may not have.

Please use our 'Getting ready for school summer checklist' for more suggestions, available under the Transition tab.



Help your child learn to write



SCRIBBLING & DRAWING

Your child needs to practice making marks and shapes before being able to write letters. Provide lots of opportunities to scribble and draw so they can develop these skills.

PLAYDOUGH, PEGS & FINGER PUPPETS

Your child needs to be able to use their fingers independently to write. Activities that strengthen and encourage your child to use their fingers will develop the skills your child needs.



CLIMBING & SWINGING

Your child needs strong arm and body muscles to sit up and write. They also need good control of their arms. Outdoor activities that encourage them to use their whole body will develop these muscles.

THREADING, CLAPPING, BATTING & STREAMERS

Crossing the body's mid-line is an important skill needed for writing. Encourage your child to thread items along a string. Clapping games, batting a tennis ball or a balloon, and playing with long streamers, all help to encourage this skill.



TORCHES & BALL GAMES

Your child needs to track with their eyes to write. Asking your child to follow a torchlight, just with their eyes, will develop their tracking skills. Ball games will also develop this skill.

© Bookoola Ink

PLAYING WITH AND IDENTIFYING LETTERS & WORDS

Your child needs to be interested in letters and words to write. Encourage your child to look for letters and words in their home and environment.



WRITING LISTS & WRITING FOR A PURPOSE

Your child needs to understand that writing has a purpose. Ask your child to help you write a shopping list or write a note for a friend or neighbour.

School ready

How to prepare your child for school



Transition

Transition for September is listed below. These dates are **proposed** arrangements and may be subject to change in light of Covid-19 updates or guidance.

In your paperwork pack you will have received a letter stating the times of the play and stay session and whether your child has been given a morning or afternoon slot for the part time week.

<u>Date</u>	<u>Activity</u>
Week beginning 22 nd June	Parents/carers to receive all paper work from school
Wednesday 1 st July	Hedgehog class return paper work to school
Thursday 2 nd July	Kangaroo class return paper work to school
Friday 3 rd July	Turtle class return paper work to school
Wednesday 8 th July	Transition information available on website
Wednesday 9 th September	Possible Stay & Play Hedgehog class
Thursday 10 th September	Possible Stay & Play Kangaroo class
Friday 11 th September	Possible Stay & Play Turtle class
Week beginning 14 th September	Possible part time start either am or pm
Week beginning 21 st September	Possible full time start

Please check the school website from September 1st for any updates

Please look at the next slide for explanation of transition arrangements.



Transition

Stay and Play

Stay and play sessions are an opportunity for your child to come into school and spend a morning in their new class with their class teacher. They will be able to play and explore the classroom and enjoy a story together.

Part Time


Your child has been allocated a morning or afternoon session for the part time week. Your child will attend that slot for week. The part time sessions allow the children to familiarise themselves with their new environment and routines and also supports them to form relationships with the children and adults whilst being in smaller groups. Lunch is **not** provided during part time.

Morning sessions are 9.15am-11.30am

Afternoon sessions are 1.00pm- 3.15pm

Full time

Your child will attend school everyday, normal hours.



Next steps

What to expect in the first term.

You should have received, completed and returned all paperwork about your child. This information will now be collated and shared with your child's class teacher. Please contact us on 0121 464 2338, if you wish to discuss any additional needs your child may have. Our office team will signpost you to the appropriate staff to discuss your enquiry.

- Transition at the beginning of September
- Stay and play session
- Once your child has begun school you will receive a weekly school newsletter and a weekly Reception newsletter.
- Half termly overview which identifies the learning in each curriculum area during that term.
- Workshops will be held during the Autumn term including; Speech & Language/ phonics and Reading meeting and Maths workshop.
- Parent meeting in October to discuss how your child has settled.

PLEASE NOTE: These are proposed next steps, but may be subject to change in response to Covid-19.

We look forward to seeing you
in September

From Mrs Kenny and all of the
staff at Boldmere Infant and
Nursery School

