

Year 1 suggested activities update – Monday 27th April 2020

Below are some activities you might like to focus on at home over the next 2 weeks.

These activities are in line with the Year 1 National Curriculum and fit with the theme of Spring as well as our Summer 1 topic 'Seaside'.

During this topic we explore the story of 'The Lighthouse Keeper's Lunch' and complete lots of different activities based on this book. We also locate Seasides in the UK and explore what the Seaside would have been like in the past as well as learning about the life and story of Grace Darling.

Please see the video on the school website of Miss Harris reading 'The Lighthouse Keeper's Lunch' before completing some of the activities below!

Please see the '27.4.20 Year 1 Twinkl Links' document on the website for links to some sheets to support the activities suggested below.

Year 1 Maths

White Rose Maths



White Rose Maths is the scheme that we use in school in order to sequence and plan our maths lessons throughout the year. They are providing daily maths sessions including a video and follow up questions/ activities.

Link to White Rose Maths Year 1 home learning page: <https://whiterosemaths.com/homelearning/year-1/>

Week beginning Monday 27th April – please begin with Week 1 of the home learning section.

Home Learning – Year 1

Week 1	+
Week 2	+
Summer Term – Week 1 (w/c 20 April)	+
Summer Term – Week 2 (w/c 27th April)	–

As the ‘small steps’ follow a sequence of lessons and concepts, it is important to complete the steps in order. Therefore, weeks 1 and 2 will need to be completed before starting the Summer Term blocks.

Work through the lessons in order and *at your own pace*. We do not expect you to complete every task!

If you have already covered some of these units at home, it is a great opportunity to revisit and consolidate.



Access to relevant resources has now been enabled on Mathletics.



The government have also set up the Oak National Academy to support home learning during lockdown.

We recommend the use of the maths lessons and suggest that you dip into the other lessons as you see fit.

Additional activity suggestions and ideas for maths:

Continue to practice counting fluently from any number within 50



(especially backwards crossing tens e.g. count back from 41).

- Play 'guess my number' – write a secret number down and children ask questions that you can answer yes or no to e.g. *does it have a 4 in the ones column? Does it have 3 tens? Is it less than 40?* Cross off the numbers that it can't be until you find the correct number!
- Or you could give clues to help the children guess e.g. *my number is more than 38 but less than 45 and it has 2 ones.*

<https://www.topmarks.co.uk/learning-to-count/paint-the-squares>

Practice counting in 2s, 5s and 10s.

- Splat the numbers on a hundred square.
- Add equal groups such as filling 3 bowls with 5 sweets in each, and find the total by counting in multiples. You could also use pictorial representations e.g.:



Challenge: try using more abstract representations such as money.



Counting to 100

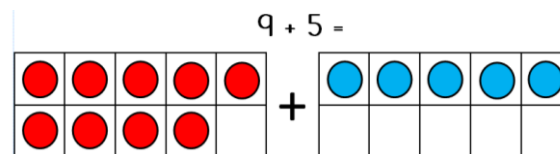
- Begin to practice counting to 100 using the 100 square to help you. As an extra challenge – count backwards. You could:
- Collect some leaves and count them out
- Collect 100 objects from around your house
- Count the footsteps on your walk, the books on your shelf or the flowers in your garden.
- Complete a hundred square where some of the numbers have fallen off!

<https://www.twinkl.co.uk/resource/t-n-016-100-square-printable>

- Listen/ dance to number fun songs on YouTube – Jack Hartmann has lots of educational songs!

Continue to practice addition and subtraction within 20.

- Use objects, a number line or draw pictures or tens frames to help you e.g.



Snappy maths sheets – Within 10:

<http://www.snappymaths.com/mixed/addsub1w10/resources/addsub1w10mmmabb.pdf>

Within 20:

<http://www.snappymaths.com/mixed/addsub1w20/resources/addsub1w20mmmabb.pdf>

Time

- Practise telling the time (o'clock and half past). Draw hands on a blank clock face to show these times. Can you create a diary for what you might do at different times of a typical day?
- Practise measuring the time - explore how many times you can do something in 1 minute?
- Time how long it takes you to do something e.g. run around the garden 3 times, then time somebody else doing the same. Who was quicker? Who was slower?
- Days of the week
- Months of the year

Length and height

- Compare, describe and solve problems for lengths and heights – collect a range of objects and compare them. Order from shortest to tallest or shortest to longest. Can you find an object that is double the length or height or another object?
- Measure and begin to record lengths and heights – this could be standard measure e.g. centimetres (cm) or non-standard measure like cubes, hands or footsteps.

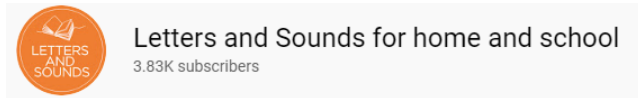
Year 1 Reading

Phonics

Though the activities in these grids are optional suggestions, we would like to emphasise the importance of regular phonics practice.

Daily online phonic lessons will be available from Monday 27th April thanks to Little Sutton and Wandle English Hubs, who have been funded by the DfE. They are based on the Letters and Sounds scheme used in school and can be found Monday to Friday, throughout the Summer Term here:

https://www.youtube.com/channel/UCP_FbjYUP_UtldV2K_-niWw



10am - Reception Summer Term - Phase 3 & 4

10:30am - Year 1 Summer Term - Phase 5

11am - Phase 2 recap (for children who are learning to blend)

Videos will be saved on the 'Letters and Sounds for home and school' YouTube channel, so they can be accessed at any time. Please select a phase depending on your child's ability but feel free to complete the Phase 3 & 4 lessons as it is important to constantly revisit prior learning. Further information can be found in the parent letter saved under resources.

Additional phonics activities and ideas:

We find that short sharp bursts daily are effective to help retain the sounds the children have learnt.

- Play the games on the Twinkl links document including matching games and buried treasure.
- Play fastest finger using a sound mat (on website).
- Read a word and draw a picture to match.
- Read the phoneme spotter stories (on website) and record the words you find.
- Watch Mr Thorne does Phonics videos:

<https://www.youtube.com/user/breakthruChris>

Reading

- Practise reading the Year 1 Common Exception Words (list on website). Make some games that could be played with them e.g. hunts around the house, board games, word searches.

Along with the activities on the Twinkl links document, here are some other activities you could complete for each story below:

- Go on a capital letter/exclamation mark hunt through the story.
- Create puppets for the characters and re-enact the story.
- Write a book review. What has been your favourite part? Why? Do you have a favourite character? Why? Would you recommend to a friend? Why?
- Write a blurb.
- Design a new front cover.
- Create a character profile e.g. draw the character in the middle. Describe what the character looks like in **red**. Describe the character's personality in **blue**.
- Design a story map to go with the story.
- Find out the meaning of the words listed as the 'key vocabulary' – you could even try writing your own definition!
- Sequence the story using picture. Can you write your own sentences to match?
- Write your own alternative ending to the story.
- Create your own zig zag book for the story.




Fletcher and the Springtime Blossoms

Stop the video story at 4:17
predict what might happen

<https://www.youtube.com/watch?v=RXU2KYQRir8>


Key vocabulary: chirping, bustling, buds, orchard, burrow, blossoms. Can you act out the animals when you hear the words 'tumbled', 'trotted' 'cooing', 'scampering', 'staggering', 'fluttered' and 'snuffled'?



Jack and the Beanstalk

See Twinkl links.

Key vocabulary: valuable, possessions, exchange, beanstalk, bellowed, harp.



The Lighthouse Keeper's Lunch

See Miss Harris' bed time story!

Key vocabulary: industrious, concocting, appetising, scavenging, devoured, baffle, brazen, ingenious, lackaday.

The pictures below encourage children to use their inference skills to answer the questions.

This will begin to build up the skills of inference that children will use in their reading.



The Magic Biscuits

Do you think the dogs have grown or the man has shrunk?

Do you think the man will keep them as pets?

Do you think the man gave the biscuits to anything else?

How quickly do you think the dogs grew?

How will the animals get back to their normal size?

Imagine the man gave the biscuits to another animal?

Would you like to have giant pets? Why?



An unexpected adventure

Where do you think her journey began?

Why do you think it was unexpected?

Where do you think she will go on her adventure?

What do you think will happen on her adventure?

How do you think she will get back home?

How do you think she feels about being on her adventure?

What do you think her family will be thinking?

Would you like to go on an adventure like this?

Write about it using these words: water, trickled, bath, turtle, sun, fish, plug, shower curtain, waterfall.

Can you draw another place she might go on her adventure?

Year 1 Writing

Do not expect children to write for a sustained period of time. Please practice quality over quantity!

Poetry

Fiction

Non Fiction






Spellings

SPaG


<p><u>Narrative ideas</u> (You could draw a story map of your idea before you write. Include illustrations too!)</p> <ul style="list-style-type: none"> - Write a story with the title 'If I had some magic seeds ...' - A baby bunny has appeared in a basket on your doorstep. You soon discover it has one special, magical ability. Write a story about this bunny - Write a story including all of these words: daffodil, flowers, walk, grow, stem. - A Bug's Life – imagine your family had planned a picnic in the park. Describe picnic from an insect's point of view. 	<p><u>Non-fiction</u></p> <ul style="list-style-type: none"> - Write some simple sentences which start with the words 'It is spring when ...' - Write the instructions of how to plant a seed. - What is the difference between Winter and Spring? List as many differences as you can. - Write a Spring factfile. 	<p><u>Poetry</u> Write a Spring acrostic (You could think of other words too – flowers, baby animals ...) e.g.</p> <p>Sprouting buds Pretty flowers Rain showers I can hear the birds New animals are born Growing plants</p>	<p><u>The Lighthouse Keeper's Lunch</u></p> <ul style="list-style-type: none"> - Write a diary entry for Mr Grinling. - Design and write a recipe for a healthy lunch for a lighthouse keeper. - Describe the characters: the seagulls and/or Mr and Mrs Grinling. Describe some of the food Mrs Grinling makes.
---	---	--	---

These are the important things to remember for good quality writing in Year One:

- Correct letter formation (try to use lined paper to make sure your writing sits on the lines).
- Finger spaces between words.
- Capital letters to begin sentences.
- Capital letters for names of people, places, days, months.
- Use the year 1 word mat to help you spell common exception words.
- Use your phonics to help spell words you don't know.
- Try and use ? or ! in your writing if you can.

<p>Capital letter</p> 	<p>Finger spaces</p> 	<p>Full stop</p> 	<p>Letter formation</p> 	<p>Writing on the line</p> 
---	--	--	---	--

Year 1 Foundation Subjects

<p>Art</p> <ul style="list-style-type: none">- Create a spring scene – this could be painted, drawn, collaged etc. Take a photo of your picture!- Rob Biddulph #DrawWithRob on YouTube.- Sketch a lighthouse	<p>Geography</p> <ul style="list-style-type: none">- Keep a weather diary.- Create a map of your garden or house – hide teddies and mark on your map where they are. Give them to family members to find!	<p>DT</p> <ul style="list-style-type: none">- Build a lighthouse using a plastic cup- Make a rain gauge <p>To Make a Rain Gauge You need:</p> <ul style="list-style-type: none">• A bottle• Scissors• Permanent marker• Ruler <p>Method</p> <ol style="list-style-type: none">1. First, you need to cut the top off the bottle, approximately 5 cm down, turn it over and insert it back into the bottom part of the bottle, so it acts as a funnel for the rain to be collected.2. Next, use the ruler to mark the measurements up the side, so it's easy to check the rainfall.3. Place it outside in an open area. You may need to wedge it between something, like I did between 2 pots to stop it blowing away.4. Take measurements each day and record it on a chart. We printed a chart off the internet, but a homemade one would work just as well.
<p>RE</p> <ul style="list-style-type: none">- Easter (12th April) – Christian- Ramadan (23rd April-23rd May)– Islam https://www.bbc.co.uk/cbeebies/puzzles/ramadan-quiz- Vaisakhi– 13th April – Sikh https://www.bbc.co.uk/cbeebies/watch/lets-celebrate-vaisakhi- St. Georges Day (23rd April) – Patron Saint of England https://www.bbc.co.uk/cbeebies/watch/lets-celebrate-st-georges-day	<p>Science</p> <ul style="list-style-type: none">- Write or draw the features of Spring.- Explore/research the Life Cycles of animals e.g. a chick, duck and frog.- Plant a flower and keep a diary! Children who took home pea seed plants – create a diary for your pea plant!	
<p>Music</p> <p>This website contains lots of the songs that we use in assemblies. It also has activities to complete around the song which link with wellbeing.</p> <p>https://www.outoftheark.co.uk/ootam-at-home/?utm_source=homepage&utm_campaign=ootamathome2&utm_medium=banner</p>	<p>History</p> <ul style="list-style-type: none">- Research the life and work of Grace Darling.- Watch: https://www.youtube.com/watch?v=Yv3eS40j0NO- Retell her story.- Write a letter to Grace Darling asking questions about her life. <p>Call an elderly relative and find out what the Seaside was like when they were younger. https://www.twinkl.co.uk/resource/t-t-5652-seaside-holidays-in-the-past</p> <p>Watch Magic Grandad video clips to see the seaside in the past. https://www.youtube.com/watch?v=zWgnpY4L9so</p> <p>Compare seaside in the past to the present. https://www.twinkl.co.uk/resource/t-t-2547784-seaside-past-and-present-activity-sheet</p>	

Boredom-buster activities!

How many activities can you complete? Try and cross them all off!

Make a paper chain or pasta jewellery (macaroni on a string)!	Learn how to say 'hello' in different languages.	Learn the flags of different countries.	Make a treasure hunt for your family.
Make an obstacle course for your family to do.	Create your own board game to play.	Create a quiz for your family or friends.	Play catch with a ball against a wall.
Help your grown-ups with jobs like washing and folding clothes.	Clean a room in your house.	Draw a picture for a friend or relative that you haven't seen for a while.	Make up a dance and teach it to somebody else.
Pretend to be Grace Darling and act out her life.	Organise a phone call with a friend from your class. You could even write them a letter!	Write or draw a list of all of the things you appreciate.	Be a waiter or waitress! Take sandwich orders and make lunch for your family.
Help your grown-up write a shopping list.	Make a daisy chain.	Learn how to tie your shoe laces.	Do some gardening. Plant your own flowers!