

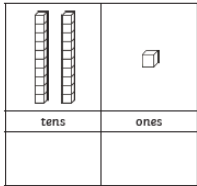

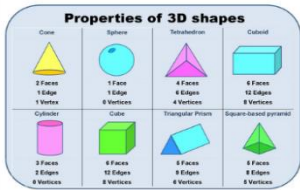
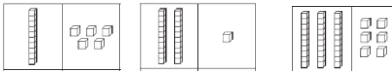


Year 2 Maths Learning Grid

Number Shape Statistics Addition/ Subtraction Multiplication/ Division Fractions Measures


<p>Practise counting in 2s, 5s and 10s. Follow link below for a game.</p> <p>http://www.sheppardsoftware.com/mathgames/earlymath/BalloonPopSkip.htm</p> <p>Find a fun way of reciting them! Can you count pairs of socks?</p>	<p>Identify shapes and finish the patterns in the game linked below. How many of each shape can be found? Keep a tally chart or find another method of recording.</p> <p>https://www.topmarks.co.uk/ordering-and-sequencing/shape-patterns</p>	<p>Practise telling the time - o'clock, half past, quarter past and quarter to.</p> <div></div>
<p>Roll two dice to make a 2 digit number e.g.</p> <div><p>21.</p></div> <p>Represent the tens and ones by drawing them.</p> <div></div>	<p>Play a number bond game with someone to practise all number bonds and number facts up to and within 20. Can you represent it in a part-part whole? You could make a number bond poster.</p> <p>Can you write all 8 related facts?</p> <div><div>13 + 7 = 20</div><div>20 - 7 = 13</div><div>7 + 13 = 20</div><div>20 - 13 = 7</div><div>20 = 7 + 13</div><div>7 = 20 - 13</div><div>20 = 13 + 7</div><div>13 = 20 - 7</div></div>	<p>Construct a tally chart of the favourite food/ toy etc. of people in your family. Can you represent the information in a bar chart?</p> <div></div>
<p>Write the numbers 0-100 in words and digits. You could make your own number line or board game using the numbers.</p> <p>Can you create your own 100 square?</p>	<div></div> <p>Go on a shape hunt and find some 3-D shapes. How many edges/ vertices do they have?</p>	<p>Find $\frac{1}{2}$, $\frac{1}{4}$, $\frac{2}{4}$, $\frac{3}{4}$ of numbers, shapes, objects and lengths.</p> <p>Can you draw pictures to show how you would find $\frac{1}{2}$, $\frac{1}{4}$ etc. of a number?</p>
<p>Practise adding 2 2-digit numbers (within 100) by drawing tens and ones e.g.</p> <div><div>15</div><div>+</div><div>21</div><div>=</div><div>36</div></div> <div></div> <p>Do the same with subtraction. You might need to exchange!</p>	<p>Explore measure by cooking and baking using different scales.</p> <p>Go on an object hunt around your house. Can you measure the objects in cm?</p> <p>Can you find an object more than 13cm but less than 30cm?</p> <p>Can you find any that are more than 25cm?</p>	<p>Can you draw an array to help you solve a multiplication problem?</p> <div><div>E.g. 3 x 4 =</div><div>2 x 5 =</div><div>0 0 0 0</div><div>0 0 0 0 0</div><div>0 0 0 0</div><div>0 0 0 0 0</div><div>0 0 0 0</div><div>Can you write the inverse division number sentence? 12 ÷ 4 = 3</div></div>

Year 2 Reading Learning Grid

Phonics	Reading for pleasure	Comprehension	Retelling
Practise recalling the graphemes from phase 3 and phase 5. Can you think of words you know with these graphemes in'?	Ask a grown-up to ask you some questions about a story you have read. Try and do this with fiction and non-fiction books.	Choose a character from a story and write a diary after an event from the story.	Practise reading the year 2 common exception words (please refer to Year 2 word list attached to the Year 2 page on website) Create some fun games that could be played with them.
Read a story aloud to a family member (excellent opportunity if you have a younger sibling!) using expression. You could make it cosy with cushions and hot chocolate!	Pick a reading book. Can you go on a grapheme hunt? Which ones can you spot in the story?	Create your own story. You could record it as a story book (folding a4 paper in half), comic strip or even a puppet show. You could make your own puppets to help you! Retell it to a family member.	Write a book review for different stories you have read. What has been your favourite part? Why? Do you have a favourite character? Why? Would you recommend to a friend? Why?
When reading, record any unfamiliar vocabulary/ words that you come across and then find out the meanings. You could create your own dictionary/glossary and put the new words into sentences.	Draw a picture/ create a poster to advertise a story that you have read. Who do you think would enjoy reading the book?	Record yourself retelling or reading a story. Play it back to yourself to see if you are using expression.	Write some questions based on what you have read which you could then ask someone.
Go on a punctuation hunt in your books. Can you spot an exclamation sentence? A question sentence? See if you can spot the 4 different sentence types we have been learning about – statement, command, question, exclamation.	Pick a story you enjoyed reading. Can you write your own blurb for the story? Can you design your own front cover?	Create your own story map for a story you have enjoyed reading. Can you use your story map to think of actions and help you retell the story out loud?	Pick a story book. Can you make a list of the nouns, pronouns, adjectives, verbs and adverbs you can find? Can you spot any suffixes in the story?

Year 2 Writing Learning Grid

Poetry	Fiction	Non-Fiction	Spellings	Punctuation/Grammar
Retell a familiar story you know and re-write it in as much detail as you can.	Practise Y2 common exception word spellings (please refer to Year 2 word list attached to the Year 2 page on website). Can you put the words into a sentence?	Can you correct/ add the punctuation to sentences that a grown-up/ older sibling has written for you? - (and deliberately missed out!)	Research a place, animal or a famous person you are interested in – e.g. Thailand, Emperor penguins, a famous footballer. Can you create a fact file/ biography?	
Write and acrostic poem for your name or for Easter	Design and write a recipe for a healthy lunch.	Write a menu and play restaurants for a mealtime.	Do you have a friend who you could write a letter or a postcard to?	
Read and orally retell your favourite poem. You could make up your own actions to help you.	Find an interesting picture from www.literacyshed.co.uk or www.pobble365.com and write a story/ setting description.	Can you write your own Spring poem? Can you include rhyme and alliteration? Share it with your family.	You have found a key to a hidden door. Behind the door is a secret garden. Can you write a story/ description for your secret garden?	
Can you write a play script between 2 characters? Can you use all 4 sentence types? – statement, command, question, exclamation. Label the sentence types you have used.	Adjective, verb, adverb, noun. Can you explain what these word types are? How many examples can you think of? Can you put them into a sentence and underline the adjectives, verbs, nouns, adverbs?	Keep a daily diary entry. Can you write about what you have been up to? Include one thing that you are grateful for each day.	Write your own story where you are the main character! What adventure will you go on?	

<u>Finger spaces</u> 	<u>Punctuation</u> Capital letters - ABC Full stops . Exclamation marks ! Question marks ? Commas ,	<u>Phonics / Spelling rules</u> ing ed er est rain burger spoon Y2 common exception words	<u>Letter formation</u> Cursive handwriting Aa Bb Cc Dd Ee Ff Gg Hh Ii Jj Kk Ll Mm Nn Oo Pp Qq Rr Ss Tt Uu Vv Ww Xx Yy Zz Ascenders/descenders	<u>Writing on the line</u> I crept slowly through the door and entered the magical and enchanted Secret Garden.
---	---	--	--	--

Use the checklist to check your writing.

Can you make your writing more interesting by using adjectives, verbs and adverbs?

Topic – Cocoa to Cadbury

Next term, our new topic is going to be 'Cocoa to Cadbury'!

You could make a presentation or poster on next half term's topic. This is an excellent opportunity to use your Computing skills on the computer/Ipad or show your creative side by creating a craft poster or a model.

<p><u>History</u></p> <p>We will be learning all about John Cadbury and life in Bournville during the Victorian period.</p> <p>We will be comparing Victorian life to our lives today.</p> <p>What can you find out about John Cadbury and the history of the Cadbury factory? What was life like during the Victorian period?</p>	<p><u>Science</u></p> <p>We have been learning about plants in our local environment. Can you go on a plant hunt in your garden? What plants/flowers can you see? Can you draw the life cycle of a seed and make a list of conditions that a plant needs to be able to grow?</p> <p>To be able to grow, a plant needs:</p> <ul style="list-style-type: none">• water	<p><u>PE</u></p> <p>Try to take part in some physical activity every day! You might do some dancing, try out some yoga, watch a work out video on YouTube or play a game in the garden such as football or tennis.</p> <p>Try out a Joe Wicks 'Morning Move' workout video on YouTube or learn a 'Just Dance Kids' dance on YouTube.</p>
<p><u>RE</u></p> <p>Watch the Let's Celebrate video collection for Easter on the CBeebies website. Discuss the celebrations with your family. Do you celebrate Easter? How do you celebrate? You could still make your Easter bonnet and enjoy some Easter themed crafting e.g. a chick painting, baking some Easter cakes.</p> <p>https://www.bbc.co.uk/cbeebies/watch/lets-celebrate-easter?collection=lets-celebrate-celebrations</p>	<p><u>Design & Technology</u></p> <p>Can you design your very own chocolate bar?</p> <p>Design and create the packaging/ wrapper for your new chocolate bar. Be as creative as you like! Give it a name and a catchy slogan too.</p> <p><u>Music</u></p> <p>Make use of our online Music scheme – Charanga. They are currently offering free use.</p>	<p><u>Geography</u></p> <p>We will be learning about the journey of a cocoa bean to a Cadbury bar of chocolate!</p> <p>We will explore how and where cocoa beans are grown in the world and will be comparing this location to where we live. What is the same? What is different?</p>

Boredom-buster activities!

How many activities can you complete? Try and cross them all off!

Learn how to tie your shoe laces.	Try out some yoga to help you feel calm and relaxed.	Make and decorate a paper aeroplane.	Have an indoor treasure hunt.
Help a grown-up out with some gardening.	Enjoy a board game with your family.	Dress up in some funny clothes, put on some happy music and have a dance!	Lay the table for dinner time.
Help a grown-up with a household chore – e.g. washing up or sorting out the washing.	Help with some cooking! You could help to measure some ingredients or bake a cake.	Make a cosy den in your home to enjoy a story in.	Think of your own exercise workout for a family member to join in with.
Watch a new film that you haven't seen before.	Make a 'thank-you' card for a family member that you appreciate.	Tidy up your bedroom.	Make your very own sandwich for lunch.
Help your grown-up write a shopping list.	Make a boat that floats! What could you use?	Can you do a coin rubbing using paper and crayons? How much money have you got altogether?	Water the plants in your home or garden. You could even plant your own seeds!