


# Nursery Home Learning Grid 8/6/20—Topic: Adventures—Week 1 Superheroes!

These are the activities we will be doing in Nursery this week. Don't forget, these are optional and you might need to adapt them to suit the resources you have at home. We are having a very creative week, with lots of making, moving and outdoor learning. We will be uploading a new grid each week, next week, we will be a 'real heroes' theme.



**My First Calendar**

Months: January, February, March, April, May, June, July, August, September, October, November, December

Day: Tuesday

Date: 22

Days: Monday, Wednesday, Thursday, Friday, Saturday, Sunday

Weather: Sunny

Season: Summer


Seasons: Spring, Autumn, Winter

Weather: Sunny, Cloudy, Rain, Sleet, Snow

Every day in Nursery we do the calendar together. Discussing the day of the week and the weather is part of our Geography learning! You could make a calendar at home, look at one online or simply have a chat at breakfast time about it! (see links page for ideas)

### Supertato!


We have decided to focus on Supertato for our stories during Superhero week! 'Books Alive' on Youtube have some great versions recorded if you don't have copies at home. Please see the 'Home Learning links' page.



Three Supertato books are shown: 'Supertato: Sue Hendra & Paul Linne', 'Books are Rubbish! Supertato: Sue Hendra & Paul Linne', and 'Supertato: Veggie in the Valley of Doom: Sue Hendra & Paul Linne'.

### Supertato Potatoes


We will be decorating potatoes as superheroes! If you are on Twitter, and want to share your Supertato with us (and the rest of the school!) please Tweet your potatoes to the school account, 'Federation of Boldmere Schools'. You can use cut up carrier bags to create capes and masks, and add eyes/nose/mouth too!



A potato decorated as a superhero with a black mask, white eyes, a red cape, and a yellow body with a black belt and a red 'S' on a yellow shield.

### Potato Printing

Get creative with potatoes! We will be printing using potatoes cut in half, you could create a picture of Supertato himself, or have a go at printing patterns and shapes.



Two images showing potato printing: one with various colored potato prints and another with a drawing of Supertato and other characters.

### Superhero P.E

- Learning a Superhero dance (see links page)
- Completing a Superhero obstacle course. Create a superhero mission for your child, perhaps a mysterious envelope could arrive with a problem on that they have to solve via an obstacle course. E.g "Someone has stolen all the socks and muddled them up! Complete the obstacle course, rescue the socks and get them back in their pairs!"

### Turn yourselves in to a superhero!

We are going to be having a carpet time discussion imagining what we would be like if we were superheroes. What would our costume look like? What would our Superhero name be? What would be our special powers? See the link page for a template to design your superhero outfit, or you can draw your own from scratch. Our names would be Invisible Illidge, Muscly McDonald, Racing Rawson and Disco Davies! Can you guess what our powers are??

### Capes, cuffs and masks

After designing yourself as a superhero, can you make a cape using a bin bag/piece of material? (We sellotape capes to shoulders, rather than tying anything around necks.)

You can also make matching cuffs (like bracelets) to wear on your wrists and a mask. See links for a mask template.

### Super hero Missions

You can create a 'Superhero Mission' each day for your child, something that will work in your favour!! E.g. Today's mission is to make sure all your toys are tidy, or to try a new fruit/vegetable, to get dressed by yourself.

### Super Smoothies/Super fruit salads

There are lots of different fruits and vegetables in Supertato. Explain how fruit and vegetables make us strong and healthy like superheroes. If you have a smoothie maker or blender, get your child to create their own smoothie. Alternatively, you could get them to create a fruit salad for the family to share.