

Fleetwood's Charity Primary School

Homework Menu

Elm Class – Spring 1

Weekly activities

Reading	Read for 10 minutes to an adult at least 3 times a week. 5 dojos are given when a child has read 10 times with evidence in their reading diaries.
---------	---

Times Tables	TTRs for 10 minutes, 3 times a week.
--------------	--------------------------------------

Spelling	Spelling Shed for 10 minutes, 3 times a week.
----------	---

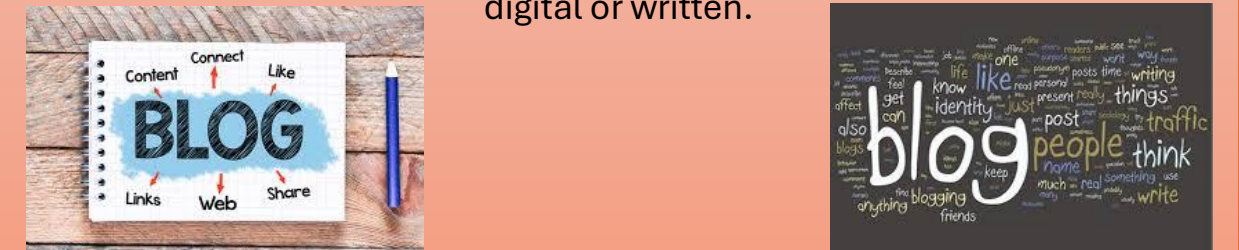
Additional SATs resources	SATs questions may be sent home as additional homework.
---------------------------	---

Computing

Explore a child-friendly website and write a blog-style review: what you liked, what could be improved, and who you think it's aimed at. This can be digital or written.





Explore a child-friendly website and write a blog-style review: what you liked, what could be improved, and who you think it's aimed at. This can be digital or written.

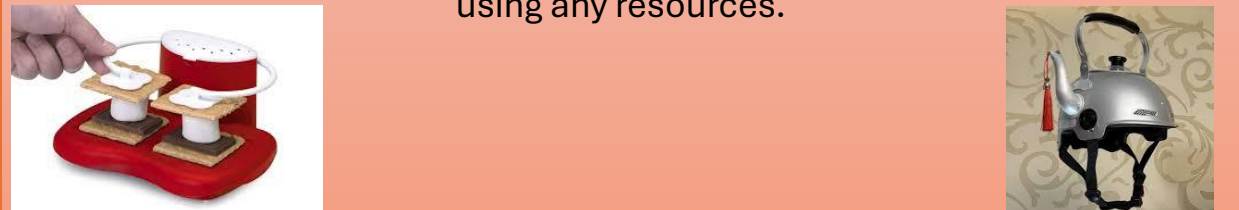


Science

Invent a household gadget that uses electricity in a clever or unusual way. You can either draw this gadget, with labels; or you can create a model using any resources.





Invent a household gadget that uses electricity in a clever or unusual way.
You can either draw this gadget, with labels; or you can create a model using any resources.





Geography

Write a dramatic news report about a fictional coastal event, such as a cliff collapse, a disappearing beach, or a village at risk.





Write a dramatic news report about a fictional coastal event, such as a cliff collapse, a disappearing beach, or a village at risk.



RE

Create a piece of artwork that looks like a stained-glass window which shows symbols of the Eucharist (bread, cup, table, community). This can be completed using tissue paper, colouring pencils, or digital tools (either printed or emailed).



Create a piece of artwork that looks like a stained-glass window which shows symbols of the Eucharist (bread, cup, table, community). This can be completed using tissue paper, colouring pencils, or digital tools (either printed or emailed).

