

Preesall Fleetwood's Charity School

Newsletter Friday 15th July



'If anyone serves me, he must follow me; and where I am, there will my servant be also. If anyone serves me, the Father will honor him. '

John 12:26

Highlights of the week

- We had our new play equipment installed this week. Each class has been out and learnt how to play on it safely, so they are excited to be able to use it at break times from next week!
- We won a Gold award at the Wyre in Bloom awards ceremony this week!
- We had our end of year Rock Steady concert today – all the bands were amazing! It was great to see how much progress they have made through the year.



Family Disco/Leavers' Prom:

We are delighted that so many of you are joining us at the Family Disco at St. Oswald's tonight! From 5:30-6:30pm it is Year 6 pupils only. Everyone else is welcome from 6:30pm.

There will be hot dogs and refreshments on sale, stalls and activities as well as a DJ – don't miss out!

Leavers' Service:

Our Leavers' Service will be at St. Oswald's Church at 9am on Thursday 21st July. Parents of any children in school are welcome to attend. Year 6 will lead the first part of the service then there will be an awards ceremony where individuals will receive our school trophies and awards for their efforts and contributions during the school year.

Please note that school will close for the summer break on **Thursday 21st July at 1:30pm**. There will be no after-school club.

If you could be on the junior playground for 1:20pm, the school will 'clap out' our Year 6 leavers.

Family Groups:

Yesterday in our Celebration Worship, we announced the family group who have been rewarded the most points this half-term. This was Badgers! They will receive a treat next week.

The overall winner for the whole year is Squirrels with Robins in second place and Foxes in third place. Squirrels will be getting a prize next week for receiving an impressive 11,019 points!

The children have asked to change family groups next year so we will be having a swap around for September.

Online Safety Talks:

On Wednesday next week, we have the police coming into school to deliver online safety talks to Year 5 and Year 6 pupils.

In the autumn term, I hope to do an online safety session for parents to help you keep your children safe on their devices. In the meantime, please use parental controls and monitor their use of the internet.

Music Lessons:

If your child would like to learn to play a musical instrument from September, please get in touch. We currently offer keyboard, brass, woodwind (flute, clarinet, saxophone) and violin. If your child is interested in Rock Steady lessons, these are arranged directly with the company.

Lessons are £35 per pupil per half-term. This cost is subsidised by school.

Lunches

Please use the following link for lunch arrangements— <https://forms.office.com/r/exTQMjtNLL>

Gala Painting Competition:

The winners were announced from the Gala Painting Competition—winners from each category throughout school. Dylan Parker won the overall prize. All of the entries can be viewed at the library until the end of July, and pictures will be sent home with children in September.

Homework:

Please remember to send extended learning books into school on Monday, we will be sharing homework tasks in our family group session.



Summer Term Events

Friday 15th July—Whole School Family End of Year Party 6:30pm—8:30pm

Tuesday 19th July—End of year reports to be sent home

Thursday 21st July—Leavers Service / Awards Ceremony at St Oswald's Church, 9am

Thursday 21st July—School closes 1:30pm

Monday 5th September—School reopens for Autumn Term





SUMMER SCHOOL

1ST-5TH AUGUST 2022


THE STOREY, LANCASTER

EARLIEST DROP OFF 8AM

LATEST PICKUP 6PM

MAMMA MIA!

THE SMASH HIT MUSICAL BASED ON THE SONGS OF ABBA®



SIX



SHOWCASE FRIDAY AFTERNOON

BALLET, MUSICAL THEATRE, CHEER, ACRO,
BALLROOM, LATIN, STREET DANCE, ART,
GAMES AND MORE!!

EVERYBODY'S WELCOME

misslaura2008@hotmail.co.uk



07876794205



THE CHURCH OF ENGLAND OVER WYRE



(Eagland Hill, Hambleton, Knott End, Out Rawcliffe, Pilling, Preesall, Stalmine)

4th July 2022

OVER-WYRE CONFIRMATIONS 2022

The Confirmation service for Over Wyre will take place at **14.30 on Sunday 2nd October 2022** at St John the Baptist, Pilling. The service will be led by Bishop Philip North (Bishop of Burnley).

Anyone who will be in school year 7, or older, on 2nd October, may be confirmed and should contact me, by email, as soon as possible, and **by Sunday 24th July** at the latest. I will then send you the necessary form to be completed.

The preparation for anyone aged **16 or under** will consist of a full Saturday (10.00-16.00) at St John the Baptist church hall, in Pilling, on **17th September**. This will be followed by a rehearsal, for all candidates, at 17.00 in the church.

For those aged **over 16**, preparation will be done on a one-to-one basis, using a workbook that will be provided.

To be confirmed, all candidates will be expected to attend the preparation session(s) and attend church regularly, at least during the period of preparation. The period of preparation will begin with a commissioning of Confirmation candidates in their own parish church on **Sunday 4th September (Pilling & Stalmine) or 11th September (Preesall, Out Racliffe & Hambleton)**

Further information will be sent out, after the 24th July but, if, in the meantime, you have any questions about these arrangements, please do not hesitate to contact me by telephone or email.

Thank you.

Rev Andy Shaw

Vicar of Over Wyre

01253 799895 or pillingrev@btconnect.com



5 July 2022

This publication provides the latest headline statistics on attainment in key stage 2 national curriculum assessments in England.

This is the first publication of key stage 2 attainment statistics since 2019 due to cancellation of 2020 and 2021 assessments during the pandemic.

These statistics cover attainment in the following assessments taken by pupils at the end of year 6, when most are age 11:

- Reading test
- Maths test
- Grammar, punctuation and spelling test
- Writing teacher assessment
- Science teacher assessment

Attainment in 2022 is compared to 2019 and previous years where possible.

Headline facts and figures

These are the first key stage 2 attainment statistics since 2019, after assessments were cancelled in 2020 and 2021 due to the pandemic

These statistics cover the attainment of year 6 pupils who took assessments in summer 2022. These pupils experienced disruption to their learning during the pandemic, particularly at the end of year 4 and in year 5.

Attainment in all of reading, writing and maths has decreased compared to 2019

59% of pupils met the expected standard in all of reading, writing and maths, down from 65% in 2019.

In individual subjects, attainment increased slightly in reading and fell in all other subjects compared to 2019

74% of pupils met the expected standard in reading, up from 73% in 2019.

71% of pupils met the expected standard in maths, down from 79% in 2019.

69% of pupils met the expected standard in writing, down from 78% in 2019.

72% of pupils met the expected standard in grammar, punctuation and spelling, down from 78% in 2019.

79% of pupils met the expected standard in science, down from 83% in 2019.

Attainment in reading, writing and maths

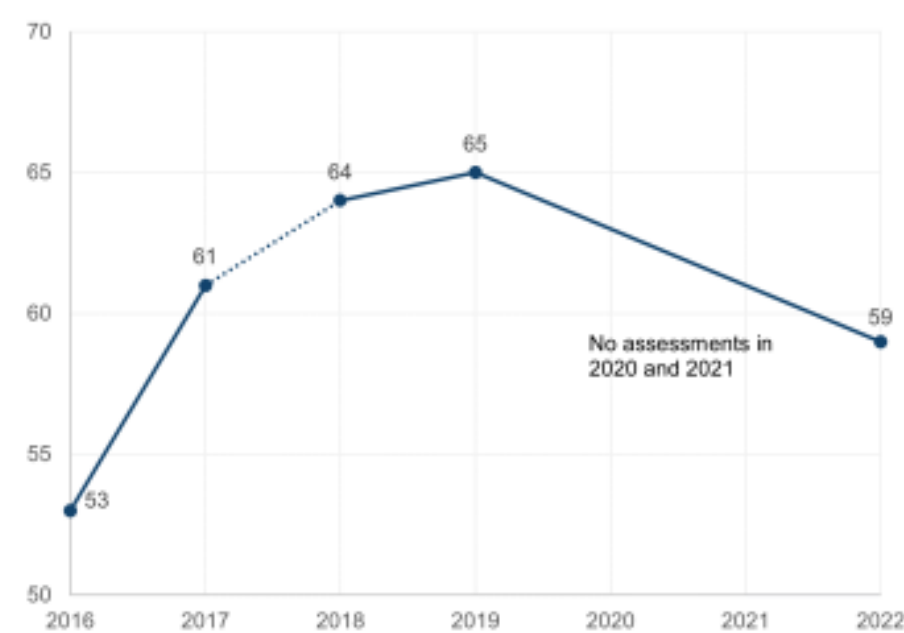
The Department for Education considers meeting the expected standard in reading, writing and maths to be key for success in secondary school and beyond. Therefore, we report on the proportion of pupils who meet the expected standard in all three of these subjects.

In 2022, 59% of pupils reached the expected standard in all of reading, writing and maths, down from 65% in 2019. Attainment in all of reading, writing and maths is not directly comparable to some earlier years (2016 and 2017) because of changes to writing teacher assessment frameworks in 2018.

This decrease in attainment in reading, writing and maths is due to decreases in attainment in writing and maths (see 'Attainment in individual subjects' section).

Earlier this year, the Department announced a [Levelling Up mission](#) for 90% of pupils to meet the expected standard in reading, writing and maths at the end of key stage 2 by 2030.

Percentage of pupils meeting the expected standard in reading, writing and maths at the end of key stage 2



Footnotes

1. Includes all schools with pupils eligible for assessment at key stage 2. Participation by independent schools is voluntary, therefore figures include results from independent schools that chose to submit data and met the requirements for assessment and moderation.
2. Includes pupils who reached the expected standard in all of reading, writing and maths. The expected standard in reading and maths is a scaled score of 100 or above. The expected standard in writing is a teacher assessment of 'working at the expected standard' or 'working at greater depth'.
3. Data is not available for 2020 and 2021 as assessments were cancelled in these years due to the COVID-19 pandemic.
4. Attainment in all of reading, writing and maths is not directly comparable to 2016 and 2017 because of changes to writing teacher assessment frameworks in 2018

Attainment in individual subjects

In **reading**, 74% of pupils reached the expected standard in 2022, up from 73% in 2019.

In **writing** teacher assessment, 69% of pupils reached the expected standard in 2022, down from 78% in 2019. Attainment in writing is not directly comparable to some earlier years (2016 and 2017) because of changes to writing teacher assessment frameworks in 2018.

In **maths**, 71% of pupils reached the expected standard, down from 79% in 2019.

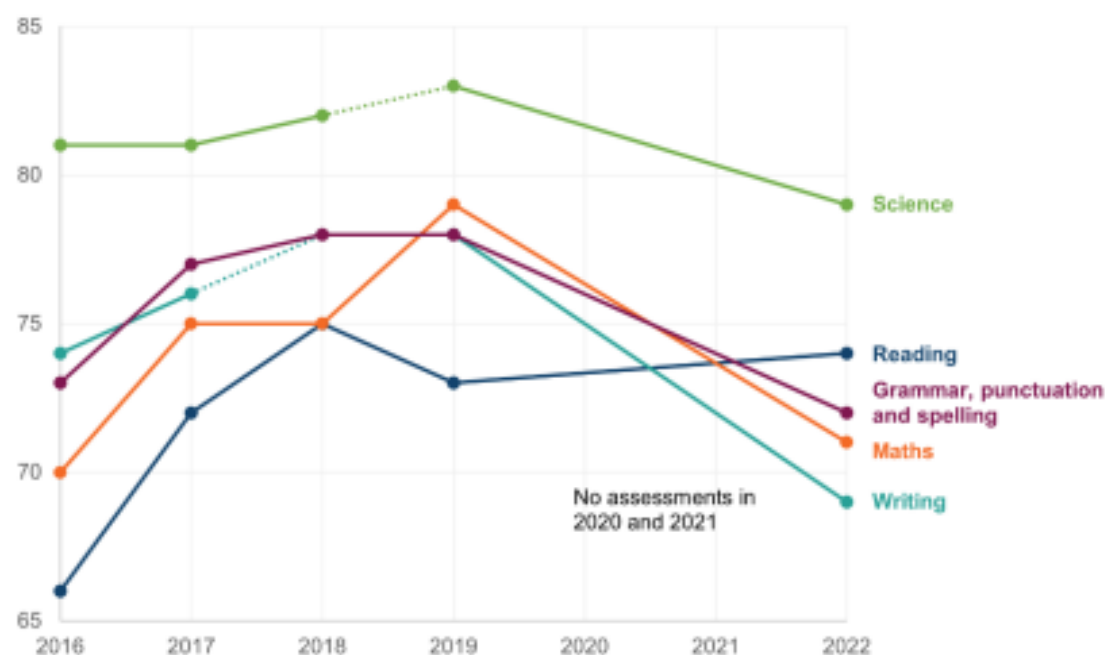
Among reading, writing and maths, attainment is now highest in reading. This is a reversal from previous years (2016 - 2019) when attainment was lowest in this subject. Of these three subjects, attainment is now lowest in writing.

In **grammar, punctuation and spelling**, 72% of pupils reached the expected standard, down from 78% in 2019. This is the lowest figure since new assessments were introduced in 2016, when 73% of pupils met the expected standard in grammar, punctuation and spelling.

In **science** teacher assessment, 79% of pupils reached the expected standard in 2022, down from 83% in 2019. Attainment in science is not directly comparable to some earlier years (2016, 2017 and 2018) because of changes to science teacher assessment frameworks in 2019.

Among all subjects, the largest fall in attainment compared to 2019 was in writing (9 percentage points), followed by maths (7 percentage points), grammar, punctuation and spelling (6 percentage points) and science (4 percentage points).

Percentage of pupils meeting the expected standard at the end of key stage 2



Footnotes

1. Includes all schools with pupils eligible for assessment at key stage 2. Participation by independent schools is voluntary, therefore figures include results from independent schools that chose to submit data and met the requirements for assessment and moderation.
2. The expected standard in the reading, maths and grammar, punctuation and spelling tests is a scaled score of 100 or above. The expected standard in writing is a teacher assessment of 'working at the expected standard' or 'working at greater depth'. The expected standard in science is a teacher assessment of 'working at the expected standard'.
3. Data is not available for 2020 and 2021 as assessments were cancelled in these years due to the COVID-19 pandemic.

4. Attainment in writing is not directly comparable to 2016 and 2017 because of changes to writing teacher assessment frameworks in 2018
5. Attainment in science is not directly comparable to 2016, 2017 and 2018 because of changes to science teacher assessment frameworks in 2019

Average scaled scores in reading, maths and GPS tests

We use [scaled scores](#) to report the results of tests so we can make accurate comparisons of performance over time.

In **reading**, the average scaled score is 105, up from 104 in 2019.

In **maths**, the average scaled score is 104, down from 105 in 2019.

In **grammar, punctuation and spelling**, the average scaled score is 105, down from 106 in 2019.

The average scaled score is the mean scaled score of all pupils awarded a scaled score. It gives us a measure of the typical performance of a pupil taking the tests. It is affected by the performance of pupils at all points in the range of scores. By contrast, the percentage of pupils achieving the expected standard

Average scaled scores

	2015/16	2016/17	2017/18	2018/19	2019/20	2020/21	2021/22
Reading test	103	104	105	104	x	x	105
Maths test	103	104	104	105	x	x	104
Grammar, punctuation and spelling test	104	106	106	106	x	x	105

Footnotes

1. Includes all schools with pupils eligible for assessment at key stage 2. Participation by independent schools is voluntary, therefore figures include results from independent schools that chose to submit data and met the requirements for assessment and moderation.
2. Scaled scores range from 80 to 120. The average scaled score only includes pupils who took the test and achieved a scaled score.
3. Data is not available for 2020 and 2021 as assessments were cancelled in these years due to the COVID-19 pandemic.

About these statistics

This publication provides headline statistics for attainment in key stage 2 national curriculum assessments for pupils in schools in England. It provides key figures at national level to help schools and parents put results in context.

1. The expected standard

Key stage 2 assessments tell us if pupils have met the expected standard in five subjects by the end of primary school:

- reading
- maths
- writing
- grammar, punctuation and spelling

- science

Tests are used to assess pupils in reading, maths and grammar, punctuation and spelling. Teacher assessment is used to assess pupils in writing and science.

In the tests, pupils meet the expected standard if they achieve a scaled score of 100 or more. The [test frameworks](#) provide performance descriptors for the typical characteristics of pupils working at the expected standard.

The [teacher assessment frameworks](#) include 'pupil can' statements. For example, 'the pupil can maintain legibility in joined handwriting when writing at speed'. To meet the expected standard, the teacher must judge there to be evidence that the pupil can meet all of the relevant statements.

DfE [raised the expected standard in 2016](#), following the introduction of a new, more challenging national curriculum in 2014.

DfE considers meeting the expected standard in reading, writing and maths to be key for success in secondary school and beyond. Therefore, we report on the proportion of pupils who meet the expected standard in these three subjects.

Pupils not meeting the expected standard

It is incorrect to say that pupils who have not met the expected standard in reading cannot read, or that those who have not met the expected standard in writing cannot write, and so on.

There is a spectrum of attainment among pupils who do not meet the expected standard, with some coming close and others further away.

A pupil who achieves below the expected standard will still be able to read. For example, they may be able to retrieve simple information from a text but be unable to make developed inferences about what they have read.

We also classify pupils as not meeting the expected standard when it has not been possible to assess their ability, for example, because of absence. This is the case for less than 1% of pupils.

2. Technical information

National curriculum assessment figures published here are based on test and teacher assessment data provided to the Department by the Standards and Testing Agency on 2 July 2022.

This data contained all available marked key stage 2 tests and teacher assessments:

- Reading test: 99.8%
- Maths test: 99.5%
- Grammar, punctuation and spelling test: 99.5%
- Writing teacher assessment: 96.8%
- Science teacher assessment: 96.8%

These volumes are lower than in 2019, however we have assessed them to be sufficient to produce national-level headline figures.

See the methodology for further detail.

Further information will be available

Further provisional statistics will be published on 6 September 2022 in the 'National curriculum assessments: key stage 2 (provisional)' publication.

Revised figures will be published in the 'National curriculum assessments at key stage 2 (revised)' publication in December 2022.

1. National level figures broken down by pupil and school characteristics

National level data with pupil characteristics breakdowns, including data broken down by gender, ethnicity, month of birth, free school meal eligibility, special educational needs provision, disadvantage and the disadvantage gap index, will be published in the provisional publication on 6 September.

School characteristics breakdowns, including school type, phase, cohort size and religious character, will also be published on 6 September.

2. Regional, local authority and local authority district level figures

Regional, local authority and local authority district level data - including data broken down by gender - will be published in the provisional publication on 6 September.

Regional, local authority and local authority district level data with pupil characteristics breakdowns will be published in the revised publication in December.

3. Progress measures

Progress measures for different pupil groups and for local authorities will be published in the revised publication in December.

4. School level figures

We will not publish key stage 2 data for academic year 2021/22 in performance tables (also known as Compare School and College Performance). The Department will, however, still produce the normal suite of key stage 2 accountability measures at school and multi-academy trust level and share these securely with primary schools, academy trusts and local authorities to inform school improvement discussions.



© Crown copyright 2022

This publication (not including logos) is licensed under the terms of the Open Government Licence v3.0 except where otherwise stated. Where we have identified any third party copyright information you will need to obtain permission from the copyright holders concerned.

To view this licence:

Visit: www.nationalarchives.gov.uk/doc/open-government-licence/version/3
Email: psi@nationalarchives.gsi.gov.uk
Write to: Information Policy Team, The National Archives, Kew, London, TW9 4DU

About this publication:

Enquiries: Lauren Snaathorst, Education Data Division, Department for Education, Sanctuary
Buildings, Great Smith Street, London SW1P 3BT
Email: primary.attainment@education.gov.uk
Download: www.gov.uk/government/collections/statistics-key-stage-2

Reference: Key stage 2 attainment: National headlines



Follow us on Twitter:
[@educationgovuk](https://twitter.com/educationgovuk)



Like us on Facebook:
facebook.com/educationgovuk