



Digital Literacy & Citizenship

A free scheme of learning available at www.swgfl.org.uk/digitalliteracy



Age Category	Common Sense Media Lesson	Resources	Curriculum Opportunities
<p>Year 6</p>  	<p>Lesson 1</p> <p><u>Talking Safely Online</u></p> <p>Pupils learn that the Internet is a great place to develop rewarding relationships. But they also learn not to reveal private information to a person they know only online.</p>	<p>Cybersmart - Sharing Personal Information teaching resource from Australia</p> <p>Childnet - Captain Kara and Winston's Smart Crew</p> <p>CEOP - Cybercafe Chat Activity A simulated activity showing possible pitfalls of using chat.</p> <p>BBC - CBBC - Lonely Princess BBC Newsround special with Video "Caught in the Web"</p> <p>Get Safe Online - www.getsafeonline.org Resource from a joint initiative between the government, and industry.</p>	<p>English: Writing Composition Identify the audience for and purpose of the writing. Create their own compositions using appropriate grammar and punctuation so that meaning is clear.</p> <p>ICT: Developing ideas and making things happen To develop and refine ideas by bringing together, organising and reorganising, text tables images and sound. Idea: 'How to talk safely online' Select appropriate tools to enable the creation of a child friendly multimedia advert or presentation based on key persuasive points about how to talk safely online. You could use picture teller, prezi, powerpoint, animoto, or any online presentation tool.</p>

Digital Literacy & Citizenship

A free scheme of learning available at www.swgfl.org.uk/digitalliteracy




Age Category	Common Sense Media Lesson	Resources	Curriculum Opportunities
<p>Year 6</p> <div data-bbox="103 488 320 584"> </div> <div data-bbox="103 592 320 687"> </div>	<p>Lesson 2</p> <p><u>Super Digital Citizen</u></p> <p>Pupils explore Spider-Man's motto, "with great power comes great responsibility" through the lens of digital citizenship. They create comic strips show a digital superhero who witnesses an act of poor digital citizenship, and then helps resolve it.</p>	<p>Cybersmart - A Balanced Approach to Using technology teaching resource from Australia</p> <p>CBBC - Horrible Histories resources from their Stay Safe campaign</p> <p>Google - Google Safety Tips Security tips from Google</p>	<p>ICT: Developing Ideas - solve problems by developing, exploring and structuring information, and deriving new information for a particular purpose. Communicating information - communicate and exchange information (including digital communication) effectively, safely and responsibly. Use a range of ICT tools to present information in forms that are fit for purpose, meet audience needs and suit the content.</p> <p>English: Writing Develop ideas, themes, imagery, settings and/or characters when writing to imagine, explore and entertain.</p> <p>Idea: Link to extension activity present and publish an online comic or animation short. You could use software such as J2e spotlight, digital blue movie creator, or an online tool such as goanimate, super action comic maker, strip designed app, or evernote</p>

Digital Literacy & Citizenship

A free scheme of learning available at www.swgfl.org.uk/digitalliteracy



Age Category	Common Sense Media Lesson	Resources	Curriculum Opportunities
<p>Year 6</p> 	<p>Lesson 3</p> <p><u>Privacy Rules</u></p> <p>Pupils learn that children’s websites must protect their private information. They learn to identify these secure sites by looking for their privacy policies and privacy seals of approval.</p>	<p>Childnet - Young People and Social Networking Sites The Smart Crew – Chapter 3 “Safe” Resources with downloadable materials</p> <p>BBC - Keeping personal information safe online Video showing how much information there is on the web about us.</p> <p>Roareducate - My Face A poster from www.roareducate.com about protecting privacy online</p> <p>CEOP - Jigsaw- Becky’s Story The ThinkuKnow video about Becky and her online profile</p> <p>CBBC - Do you know how to stay safe? quiz on internet safety</p> <p>MediaSmart - Personal data Lesson 9 from www.mediasmart.org.uk on Personal Data</p>	<p>English: Composition Identify the audience for and purpose of the writing. Create their own compositions using appropriate grammar and punctuation so that meaning is clear. Perform their own compositions, using appropriate meaning and intonation so that meaning is clear.</p> <p>ICT: Reviewing modifying and evaluating work as it progresses Review what they and others have done to help them to develop their ideas.</p> <p>Idea: Create a staying safe promo video, using scripts that the class has developed</p>

Digital Literacy & Citizenship

A free scheme of learning available at www.swgfl.org.uk/digitalliteracy



Age Category	Common Sense Media Lesson	Resources	Curriculum Opportunities
<p>Year 6</p> <div data-bbox="103 555 322 651"> Cyberbullying </div> <div data-bbox="103 660 322 756"> Relationships & Communication </div>	<p>Lesson 4</p> <p><u>What's Cyberbullying?</u></p> <p>Pupils explore how it feels to be cyberbullied, how cyberbullying is similar to or different than in-person bullying, and learn strategies for handling cyberbullying when it arises.</p>	<p>Cybersmart Online Symbols Positive Online Communications Cyberbullying Cybersmart teaching resources from Australia</p> <p>Kidscape - How to stay safe online advice for children on cyberbullying</p> <p>DfE - Preventing and Tackling Bullying Advice for schools October 2014</p>	<p>PSHE: SEAL Getting on and falling out, Bullying - Say no to bullying, to recognize how their behavior affects other people, to realize consequences of anti-social and aggressive behaviours such as bullying and racism on individuals and communities.</p> <p>English: Composition Plan their writing by noting and developing initial ideas, drawing on reading and research. Draft and write by describing the setting of feelings and atmosphere to convey the character.</p> <p>Idea: Create voxbox/ Big Brother Red chair to capture cause and effect of hurtful messages. You could use a simple video recorder, animated avatars or audio capture. How does it feel? Use an online digital imagery tool such as photostory, animoto or http://edu.glogster.com/ to create an eposter to depict how it feels to be the victim of a bullying incident.</p>

Digital Literacy & Citizenship

A free scheme of learning available at www.swgfl.org.uk/digitalliteracy



Age Category	Common Sense Media Lesson	Resources	Curriculum Opportunities
<p>Year 6</p> <div data-bbox="103 488 322 584"> </div> <div data-bbox="103 592 322 687"> </div>	<p>Lesson 5</p> <p><u>Selling Stereotypes</u></p> <p>Pupils explore how the media can play a powerful role in shaping our ideas about girls and boys. They practice identifying messages about gender roles in two online activity zones for children.</p>	<p>Cybersmart - Activity 5 Advertising Online teaching resource from Australia</p> <p>Mediasmart - Body Image resources for 10-11 year olds dealing with body image</p>	<p>PSHE: Personal Wellbeing, critical reflection - reflect critically on their own and others' values. Develop self-awareness by reflecting critically on their behaviour and its impact on others</p>