DurhamWorks

To improve your future

DEVELOPING SKILLS 16 - 24 YEARS JOB OPPORTUNITIES

Activity Survey 2019

Framwellgate School



European Union
European Social Fund
'Supported by the Youth Employment Initiative'

Durham County Council

Report Contents

Section	Page Number
Activity Survey Summary	2
Participation by Gender	3
Participation by Locality	4
Leavers with Education Health and Care Plans (EHCPs)	5
Leavers with SEN Support Plans	6
Leavers – Looked After Children and Care Leavers	7
Participation; NEET and Not Known – Time Series	8
School Comparison	9
Destinations Glossary	10-11
Localities Definitions	12
Contact Us	13

Activity Survey Summary



The Activity Survey is based on 4,961 Year 11 students who completed their statutory education in June 2019 (51.6% male, 48.3% female and a very small 0.1% other/not confirmed gender).

Key Findings

- **94.9% of the cohort are recorded as participating. The majority are undertaking full time education (88.9%) with smaller groups in employment without training (4.2%) and full time training (1.8%).**
- **0.6% of the cohort are undertaking re-engagement activities. The total number participating or working towards participating this year is 4,735 or 95.4%.**
- **0.4% of the cohort are taking a temporary break in learning. This equates to 19 young people and is a small rise compared to 0.3% in 2018.**
- **0.9% of the cohort have secured employment without training. This has increased from 0.7% of the cohort in 2018.**
- **The combined proportion of the cohort recorded as NEET or Current Situation Not Known is 3.2%. This is a decrease on 2018 (3.8%) and 2017 (3.5%) figures.**

Participation By Gender

Destination	% Total Cohort	% of Males	% of Females
Full Time Education	88.9	86.0	92.1
Full Time Training	1.8	2.8	0.8
Full Time Employment with Training	4.2	5.5	2.8
Overall Participation	**94.9**	**94.3**	**95.6**
Working Towards Participation	0.6	0.7	0.5
Temporary Break in Learning	0.4	0.3	0.5
Employment without Training	0.9	1.3	0.6
NEET Active	2.6	2.9	2.2
NEET Not Active	0.0	0.0	0.0
Current Situation Not Known	0.6	0.5	0.5

More females are choosing full time education (92.1%) compared to 86.0% of males

Higher proportions of males are choosing full time training and full time employment with training (including apprenticeships)

51.6% of the cohort are Male compared to 48.3% Female

European Union
European Social Fund
'Supported by the Youth Employment Initiative'

Durham County Council

DurhamWorks
To improve your future

Developing Skills 16-24 Years Job Opportunities

Participation By Locality

Destination %	County	Chester Le Street	Derwentside	Durham City	Easington	Sedgefield	Teesdale	Wear Valley
Full Time Education	88.9	91.7	91.4	92.9	89.7	86.0	82.5	85.3
Full Time Training	1.8	1.3	0.8	0.7	2.1	2.8	3.8	2.5
Full Time Employment with Training	4.2	3.5	3.2	2.2	3.5	5.5	8.2	6.2
Overall Participation	**94.9**	**96.5**	**95.4**	**95.8**	**95.3**	**94.4**	**94.5**	**94.0**
Working Towards Participation	0.6	0.6	0.7	0.7	0.3	0.4	0.0	1.2
Temporary Break in Learning	0.4	0.2	0.6	0.3	0.3	0.5	0.0	0.4
Employment without Training	0.9	0.2	0.8	0.8	1.0	1.0	2.2	1.3
NEET Active	2.6	1.9	2.1	2.2	2.6	3.2	3.3	2.9
NEET Not Active	0.0	0.0	0.0	0.0	0.0	0.0	0.0	0.0
Current Situation Not Known	0.6	0.6	0.3	0.3	0.3	0.4	0.0	0.1

157 leavers are not included in the breakdown above due to not residing in County Durham. Further information on boundaries of each area is included on page 12.

Leavers with EHCPs

91.5% Participation Rate

Total of 212 Young People with an Education Health and Care Plan

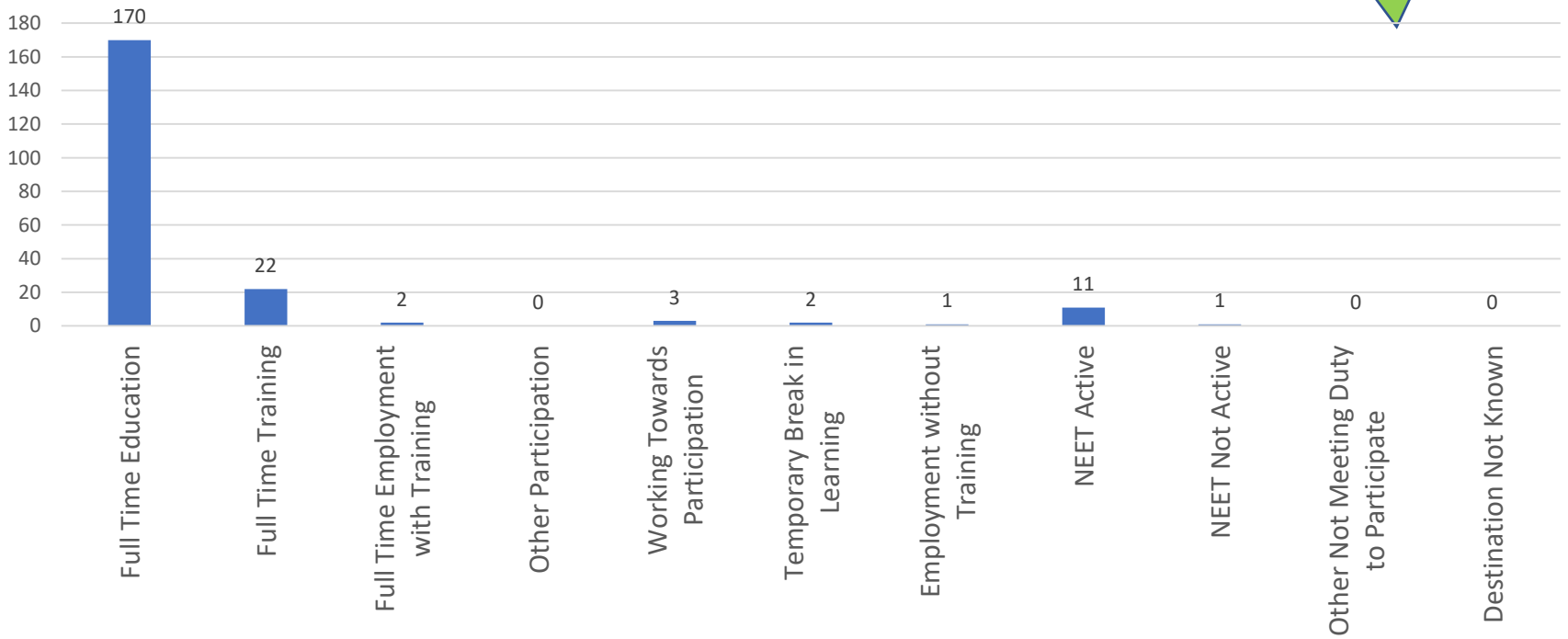

European Union
European Social Fund
'Supported by the Youth Employment Initiative'

Durham County Council

DurhamWorks
To improve your future

DEVELOPING SKILLS 16 - 24 YEARS JOB OPPORTUNITIES

Leavers with SEN Support Plans

91.2% Participation Rate

Total of 430 Young People with an SEN Support Plan

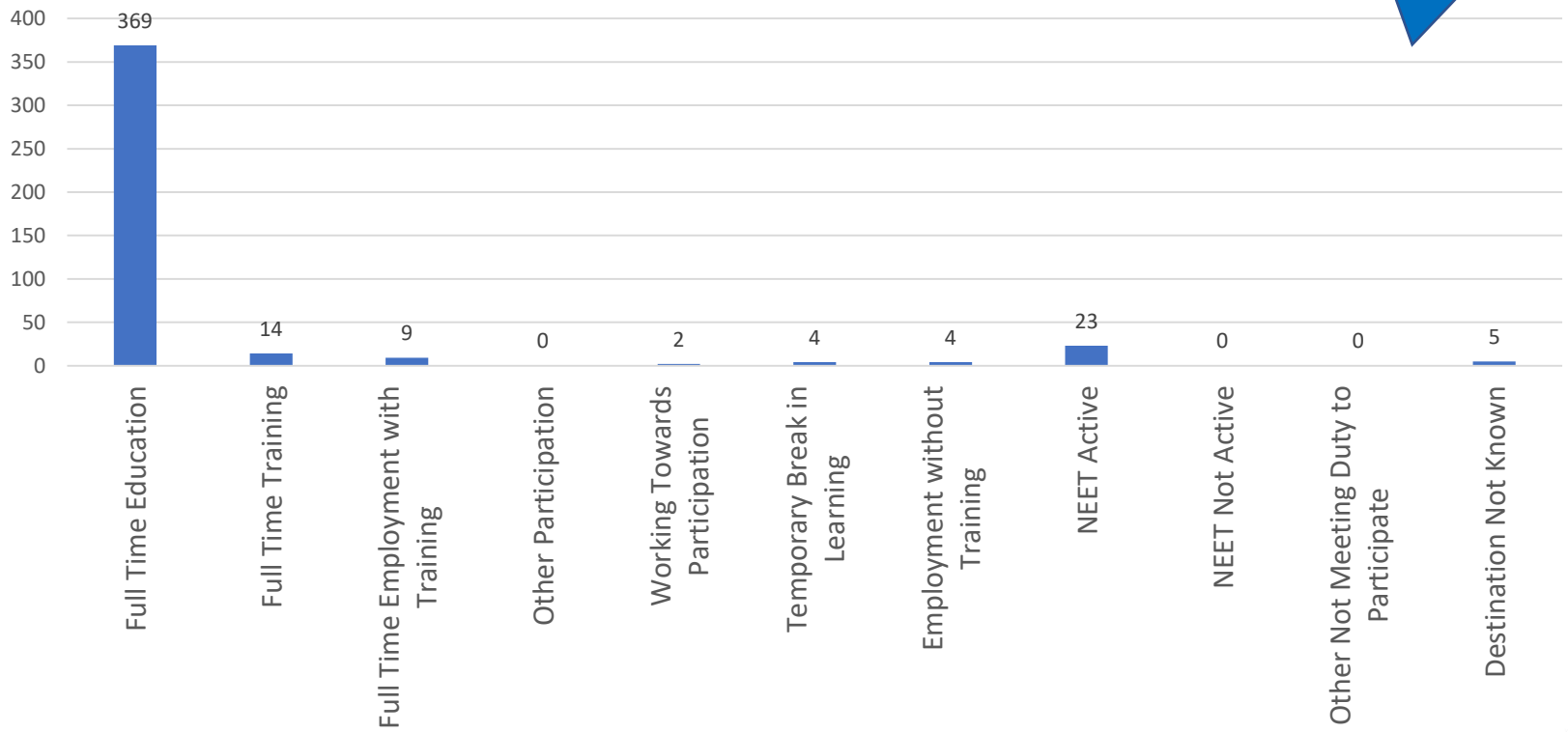

European Union
European Social Fund
'Supported by the Youth Employment Initiative'

Durham County Council

DurhamWorks
To improve your future

DEVELOPING SKILLS 16 - 24 YEARS JOB OPPORTUNITIES

Leavers - Looked After Children (LAC) and Care Leavers

Total of 61 Young People LAC or Care Leaver

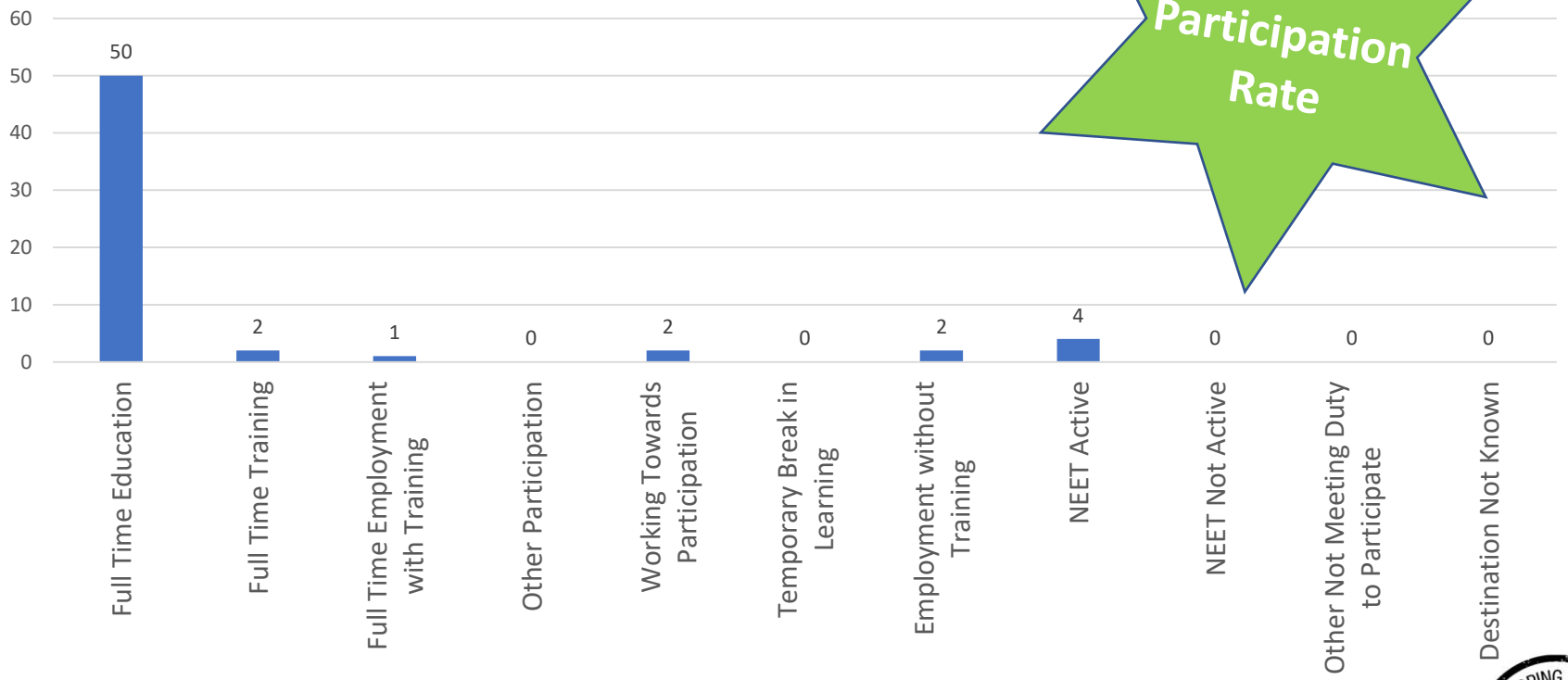

86.9% Participation Rate

European Union
European Social Fund
'Supported by the Youth Employment Initiative'

Durham County Council

DurhamWorks
To improve your future

DEVELOPING SKILLS 16 - 24 YEARS JOB OPPORTUNITIES

Participation Time Series

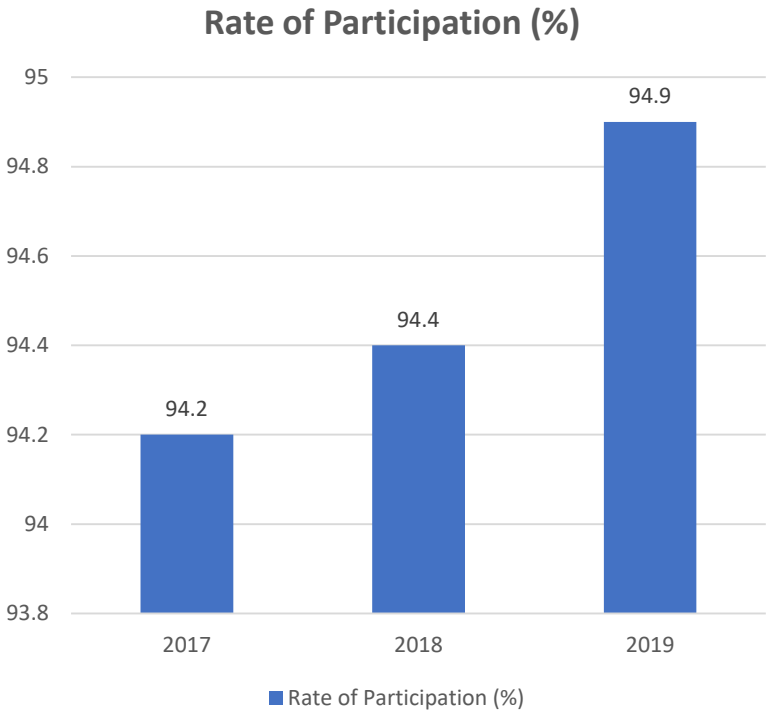

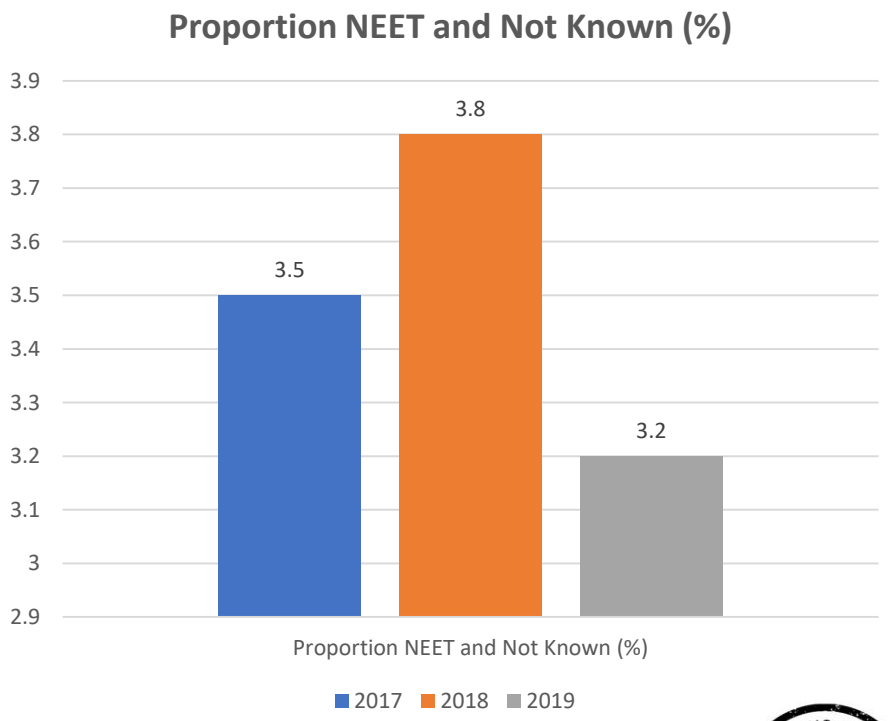

European Union
European Social Fund
'Supported by the Youth Employment Initiative'

Durham County Council

DurhamWorks
To improve your future

DEVELOPING SKILLS 16 - 24 YEARS JOB OPPORTUNITIES

School Comparison

	COUNTY DURHAM				Framwellgate School			
	2019		2018		2019		2018	
Destination	Number of Young People	% of Young People	Number of Young People	% of Young People	Number of Young People	% of Young People	Number of Young People	% of Young People
Full Time Education	4409	88.9	4272	87.9	135	95.7	149	95.5
Full Time Training (Non Employed Status)	91	1.8	101	2.1	0	0.0	1	0.6
Full Time Employment with Training	206	4.2	212	4.4	3	2.1	4	2.6
Other Participation (Education as part of a Custodial Sentence)	0	0.0	1	0.0	0	0.0	0	0.0
Total Participation: In Learning (Full Time Education; Full Time Training; Full Time Employment with Training)	4706	94.9	4586	94.4	138	97.9	154	98.7
Re-engagement	29	0.6	18	0.4	0	0.0	0	0.0
Temporary Break in Learning	19	0.4	17	0.3	0	0.0	0	0.0
Employment without Training	46	0.9	34	0.7	1	0.7	0	0.0
NEET – Active	128	2.6	125	2.6	2	1.4	0	0.0
NEET – Not Active	2	0.0	0	0.0	0	0.0	0	0.0
NEET -TOTAL	130	2.6	125	2.6	2	1.4	0	0.0
Other Not Participating	2	0.0	20	0.4	0	0.0	0	0.0
Destination Not Known on 1st November	29	0.6	60	1.2	0	0.0	2	1.3
Cohort Total	4961		4860		141		156	

Destinations Glossary

PARTICIPATING

All full time education destinations including school sixth form and sixth form college, further education, higher education and gap year students (confirmed deferred offer); young people in custody as they undertake mandatory education.

Employment and training destinations including: employment with accredited training including apprenticeships, self-employment alongside part time study, working not for reward (voluntary work / internship) alongside part time study.
Training funded by the Education and Skills Funding Agency e.g. Traineeships and study programmes delivered through independent learning provides.

WORKING TOWARD PARTICIPATION

There are specific activities which are not defined as participating and viewed as working towards participation; they include following a programme of re-engagement such as: ESF/YEI Participation projects and personal development opportunities or NEET where a start date in accredited learning has been agreed.

Destinations Glossary (2)

ACCEPTABLE BREAK IN LEARNING

There are some circumstances where a break in learning is permitted but contact is maintained to offer progression support when the young person is ready; these are: Teenage Parent, Illness and Pregnancy

NOT PARTICIPATING

The definition of not participating can include situations where the young person is undertaking some activity but may not be undertaking the minimum number of guided learning hours (GLHs) or no accredited learning is included Part time education; employment without any accredited learning or where it is not combined with part time study.

Young people in the NEET (not in education, employment or training) group or not available for learning or work.

Not known – this includes young people where we are not able to confirm their current activity.

Localities Definitions

Chester Le Street	Derwentside	Durham City	Easington	Sedgefield	Teesdale	Wear Valley
North Lodge Ouston Pelton Urpeth Grange Villa and West Pelton Bournmoor Chester (all areas) Edmonsley and Waldridge Kimblesworth and Plawsworth Lumley	Burnhope Lanchester Esh Cornsay Blackhill Benfieldside Ebchester and Medomsley Dipton Havannah Tanfield Burnopfield Annfield Plain Castleside, Consett and Craghead, South Stanley, Delves Lane, Leadgate South Moor	Bearpark and Witton Gilbert Belmont and Carrville Gilesgate Moor Durham City Pelaw and Gilesgate Crossgate and Framwelgate Brancepeth, Langley Moor, Meadowfield Coxhoe, New Brancepeth Deerness, Shincliffe, Shadforth and Sherburn, Cassop cum Quarrington, Elvet, Neville's Cross, Newton Hall, Pittington and West Rainton	Haswell and Shotton Easington Village and South Hetton Murton Thornley and Wheatley Hill Seaham Harbour Dawdon, Wingate, Deneside Dene House Passfield, Howletch, Acre Rigg, Dene House, Easington Colliery, Horden, Eden Hill, Hutton Henry Blackhalls	New Trimdon and Trimdon Grange, Bishop Middleham and Cornforth, Tudhoe, Low Spennymoor and Tudhoe Grange, Ferryhill Sedgefield Neville and Simpasture Byerley Middlestone Sunnydale, Broom Chilton, Woodham, Shafto St Marys Greenfield Middridge Fishburn and Old Trimdon Thickley West Woodham	Barnard Castle Barningham and Ovington, Cockfield, Cotherstone and Lartington, Eggleston, Etherley, Evenwood, Ramshaw, Gainford and Winston, Greta, Hamsterley, Ingleton, Lynesack, Middleton in Teesdale, Romaldkirk, Staindrop, Startforth, Streatlam and Whorlton	Willington Stanhope Crook and Crook South Wheatbottom and Helmington Row Tow Law and Stanley West Auckland Dene Valley Coundon Henknowle Woodhouse Close Cockton Hill Escomb Wolsingham and Witton Le Wear St John's Chapel Hunwick Bishop Auckland Howden Stanhope Wheatbottom and Helmington Row

Contact Us

We are keen to hear your views...

If you would like to offer feedback on this report or have any suggestions for future content, please contact the Progression Team (details below)

CONTACT US

Progression Team
The Workplace • Newton Aycliffe • DL5 6AH

T: 01325 375 984
E: iyss@durham.gov.uk
W: www.durhamworks.info

Follow us on Twitter @durhamcouncil
Like us at facebook.com/durhamcouncil
Follow us on linkedin.com/company/durham-county-council
Follow us on Instagram @durham_county_council