

DurhamWorks

To improve your future

Activity Survey 2020

Framwellgate School Durham



SOCIAL DESIGN
Creative design & Learning

SOCIAL PRINT
Your own solutions

SOCIAL WEB

We Believe
In Potential


We are a national not-for-profit
social and health care organisation
supporting people with learning
difficulties and mental health issues.

- Learning
- Mental Health




'Supported by the Youth Employment Initiative'





Report Contents

Section	Page Number
Activity Survey Summary	2
Participation by Gender	3
Participation by Locality	4
Leavers with Education Health and Care Plans (EHCPs)	5
Leavers with SEN Support Plans	6
Leavers – Looked After Children and Care Leavers	7
Destination Time Series	8
School Comparison	9
Destinations Glossary	10-11
Localities Definitions	12
Contact Us	13



Activity Survey Summary

The Activity Survey is based on **5,228** Year 11 students who completed their statutory education in June 2020 (51.0% male, 48.6% female and a very small 0.4% other/not confirmed gender).

94.5% of the cohort is participating/working towards participation

Key Findings

- **93.9% of the cohort are recorded as participating. The majority are undertaking full time education (88.4%) with smaller groups in employment with training (3.1%) and full time training (2.3%).**
- **0.7% of the cohort are undertaking re-engagement activities. The total number participating or working towards participating this year is 4,941 or 94.5%.**
- **0.3% of the cohort are taking a temporary break in learning. This equates to 16 young people and is a small decrease compared to 0.4% in 2019.**
- **0.9% of the cohort have secured employment without training. This is the same proportion as in 2019.**
- **The combined proportion of the cohort recorded as NEET or Current Situation Not Known is 4.2%.**

Participation By Gender

Destination	% Total Cohort	% of Males	% of Females
Full Time Education	88.4	85.0	92.3
Full Time Training	2.3	3.6	1.0
Full Time Employment with Training	3.1	4.3	1.9
Overall Participation	93.9	92.8	95.2
Working Towards Participation	0.7	0.8	0.5
Overall Participation/Working Towards Participation	94.5	93.7	95.7
Temporary Break in Learning	0.3	0.1	0.5
Employment without Training	0.9	1.3	0.5
NEET Active	3.2	4.0	2.4
NEET Not Active	0.0	0.0	0.0
Current Situation Not Known	1.0	0.8	0.9

More females are choosing full time education (92.3%) compared to 85.0% of males

Higher proportions of males are choosing full time training and full time employment with training (including apprenticeships)

51.0% of the cohort are Male compared to 48.6% Female



Participation By Locality

Destination %	County	Chester Le Street	Derwentside	Durham City	Easington	Sedgefield	Teesdale	Wear Valley
Full Time Education	88.4	93.0	90.0	91.8	87.3	86.3	84.8	88.0
Full Time Training	2.3	1.2	2.0	0.4	3.3	4.1	2.2	2.3
Full Time Employment with Training	3.1	2.1	3.1	2.3	3.6	3.8	4.5	3.6
Overall Participation	93.9	96.3	95.0	94.4	94.1	94.3	91.5	93.8
Working Towards Participation	0.7	0.6	0.6	1.0	0.8	0.5	0.0	0.5
Temporary Break in Learning	0.3	0.0	0.5	0.0	0.5	0.4	0.4	0.1
Employment without Training	0.9	0.4	0.4	1.3	1.3	0.6	1.8	0.8
NEET Active	3.2	2.3	3.0	2.6	2.6	3.9	5.4	4.1
NEET Not Active	0.0	0.0	0.0	0.1	0.0	0.0	0.0	0.0
Current Situation Not Known	1.0	0.4	0.5	0.5	0.6	0.2	0.9	0.5

305 leavers are not included in the breakdown above due to not residing in County Durham. Further information on boundaries of each area is included on page 11.




'Supported by the Youth Employment Initiative'

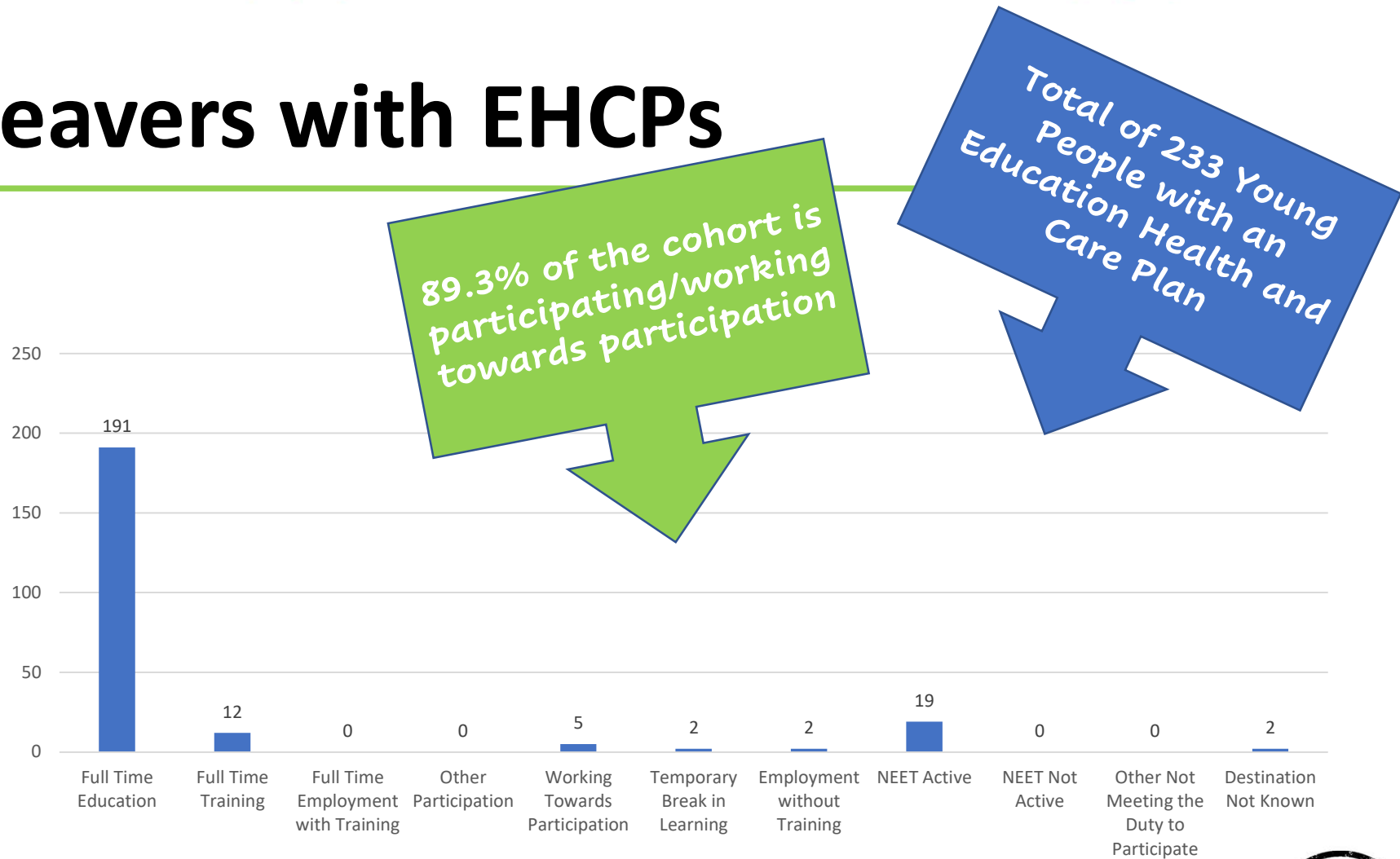


DurhamWorks
To improve your future





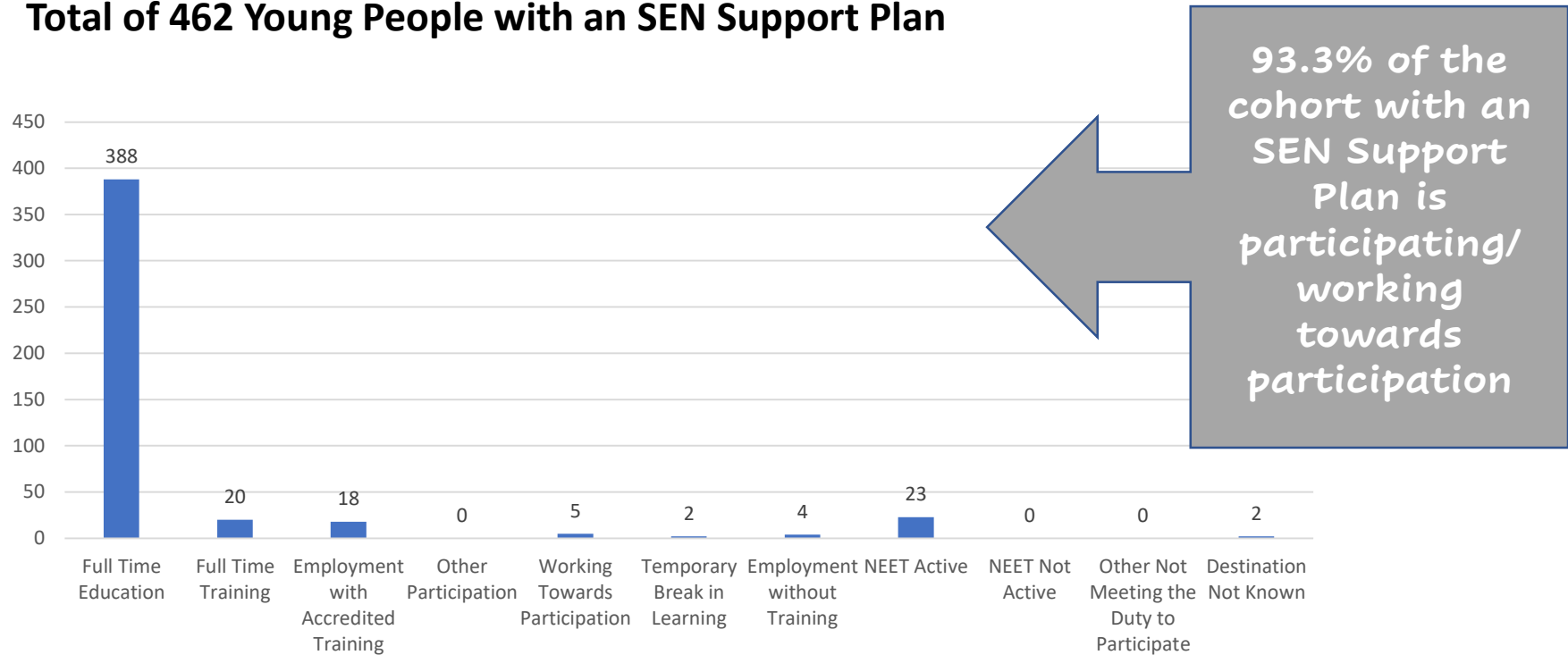
Leavers with EHCPs





Leavers with SEN Support Plans

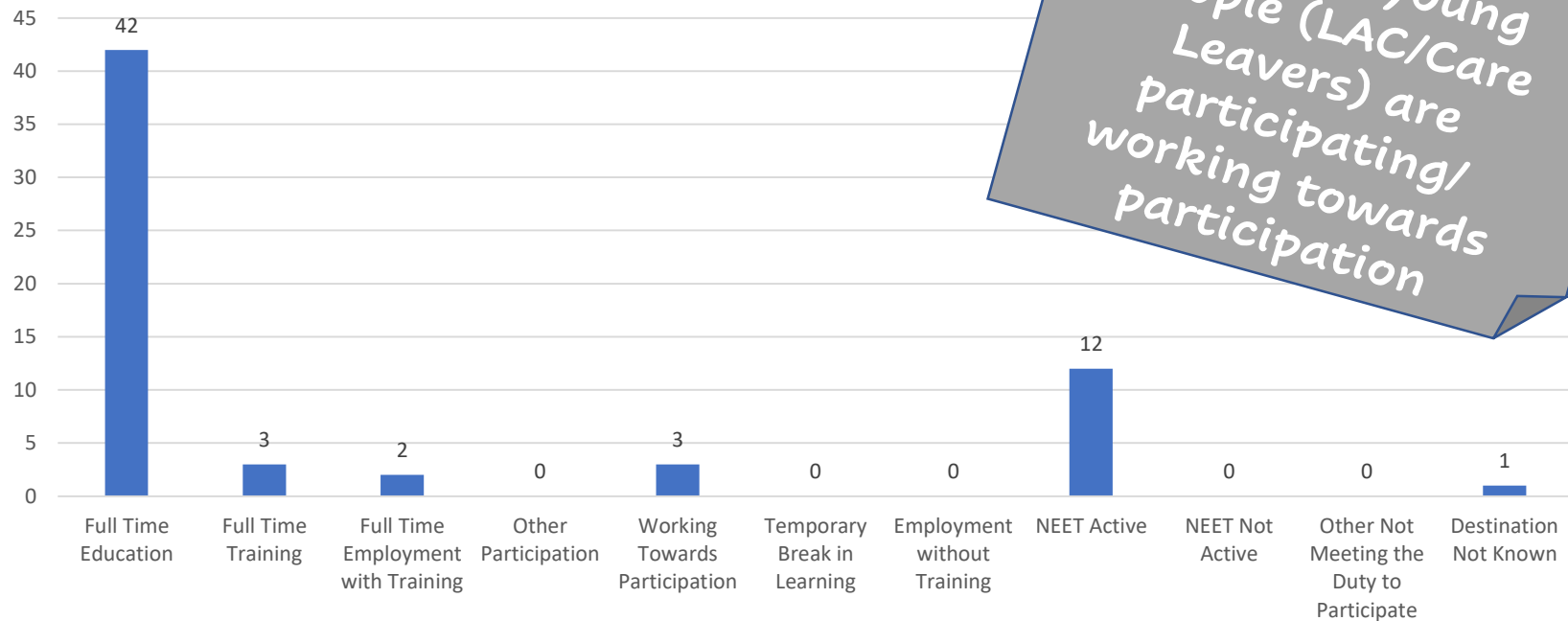
Total of 462 Young People with an SEN Support Plan





Leavers - Looked After Children (LAC) and Care Leavers

Total of 63 Young People LAC or Care Leaver

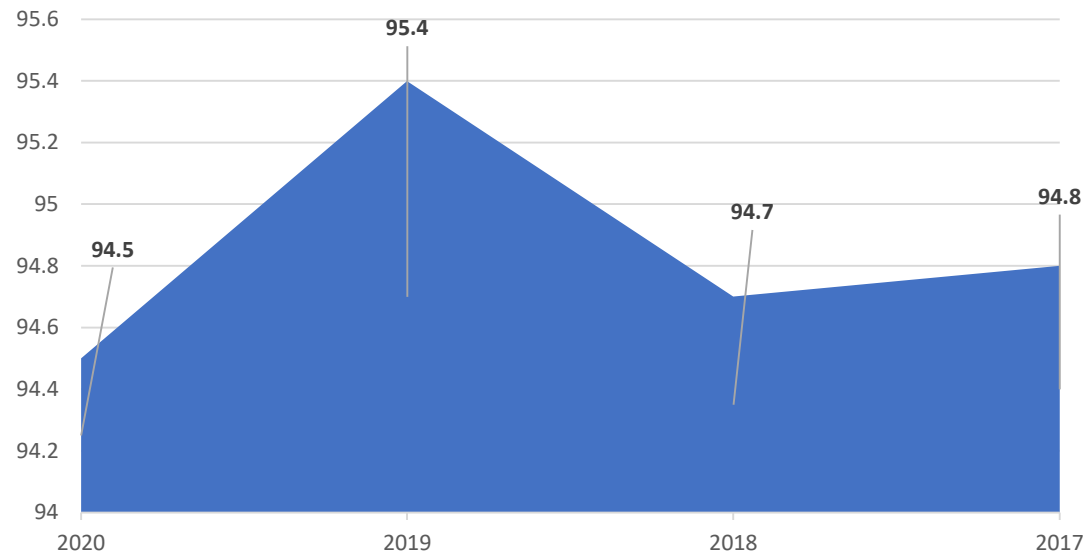


79.4% of young people (LAC/Care Leavers) are participating/working towards participation



Destinations Time Series

% of Total Cohort who are participating/working towards participation




In 2020, 94.5% of the cohort is participating/working towards participation. The remaining destinations are:

- 0.3% temporary break
- 0.9% employment without training
- 3.2% NEET
- 1.0% Current Situation Not Known

School Comparison

	COUNTY DURHAM				Framwellgate School Durham			
	2020		2019		2020		2019	
Destination	Number of Young People	% of Young People	Number of Young People	% of Young People	Number of Young People	% of Young People	Number of Young People	% of Young People
Full Time Education	4623	88.4	4409	88.9	174	95.6	135	95.7
Full Time Training (Non Employed Status)	121	2.3	91	1.8	1	0.5	0	0.0
Full Time Employment with Training	163	3.1	206	4.2	1	0.5	3	2.1
Other Participation (Education as part of a Custodial Sentence)	0	0.0	0	0.0	0	0.0	0	0.0
Total Participation: In Learning (Full Time Education; Full Time Training; Full Time Employment with Training)	4907	93.9	4706	94.9	176	96.7	138	97.9
Working Towards Participation incl. Re-engagement	34	0.7	29	0.6	0	0.0	0	0.0
Temporary Break in Learning	16	0.3	19	0.4	0	0.0	0	0.0
Employment without Training	49	0.9	46	0.9	1	0.5	1	0.7
NEET – Active	168	3.2	128	2.6	4	2.2	2	1.4
NEET – Not Active	1	0.0	2	0.0	0	0.0	0	0.0
NEET -TOTAL	169	3.2	130	2.6	4	2.2	2	1.4
Other Not Participating	0	0.0	2	0.0	0	0.0	0	0.0
Destination Not Known on 1st November	53	1.0	29	0.6	1	0.5	0	0.0
Cohort Total	5228		4961		182		141	



Destinations Glossary

PARTICIPATING


All full time education destinations including school sixth form and sixth form college, further education, higher education and gap year students (confirmed deferred offer); young people in custody as they undertake mandatory education.

Employment and training destinations including: employment with accredited training including apprenticeships, self-employment alongside part time study, working not for reward (voluntary work / internship) alongside part time study.

Training funded by the Education and Skills Funding Agency e.g. Traineeships and study programmes delivered through independent learning providers.

WORKING TOWARD PARTICIPATION

There are specific activities which are not defined as participating and viewed as working towards participation; they include following a programme of re-engagement such as: ESF/YEI Participation projects and personal development opportunities or NEET where a start date in accredited learning has been agreed.



Destinations Glossary (2)

ACCEPTABLE BREAK IN LEARNING


There are some circumstances where a break in learning is permitted but contact is maintained to offer progression support when the young person is ready; these are: Teenage Parent, Illness and Pregnancy

NOT PARTICIPATING

The definition of not participating can include situations where the young person is undertaking some activity but may not be undertaking the minimum number of guided learning hours (GLHs) or no accredited learning is included Part time education; employment without any accredited learning or where it is not combined with part time study.


Young people in the NEET (not in education, employment or training) group or not available for learning or work.

Not known – this includes young people where we are not able to confirm their current activity.



Localities Definitions

Chester Le Street	Derwentside	Durham City	Easington	Sedgefield	Teesdale	Wear Valley
North Lodge Ouston Pelton Urpeth Grange Villa and West Pelton Bournmoor Chester (all areas) Edmonsley and Waldrige Kimbleworth and Plawsworth Lumley	Burnhope Lanchester Esh Cornsay Blackhill Benfieldside Ebchester and Medomsley Dipton Havannah Tanfield Burnopfield Annfield Plain Castleside, Consett and Craghead, South Stanley, Delves Lane, Leadgate South Moor	Bearpark and Witton Gilbert Belmont and Carrville Gilesgate Moor Durham City Pelaw and Gilesgate Crossgate and Framwelgate Brancepeth, Langley Moor, Meadowfield Coxhoe, New Brancepeth Deerness, Shincliffe, Shadforth and Sherburn, Cassop cum Quarrington, Elvet, Neville's Cross, Newton Hall, Pittington and West Rainton	Haswell and Shotton Easington Village and South Hetton Murton Thornley and Wheatley Hill Seaham Harbour Dawdon, Wingate, Deneside Dene House Passfield, Howletch, Acre Rigg, Dene House, Easington Colliery, Horden, Eden Hill, Hutton Henry Blackhalls	New Trimdon and Trimdon Grange, Bishop Middleham and Cornforth, Tudhoe, Low Spennymoor and Tudhoe Grange, Ferryhill Sedgefield Neville and Simpasture Byerley Middlestone Sunnydale, Broom Chilton, Woodham, Shafto St Marys Greenfield Middridge Fishburn and Old Trimdon Thickley West Woodham	Barnard Castle Barningham and Ovington, Cockfield, Cotherstone and Lartington, Eggleston, Etherley, Evenwood, Ramshaw, Gainford and Winston, Greta, Hamsterley, Ingleton, Lynesack, Middleton in Teesdale, Romaldkirk, Staindrop, Startforth, Streatlam and Whorlton	Willington Stanhope Crook and Crook South Wheatbottom and Helmington Row Tow Law and Stanley West Auckland Dene Valley Coundon Henknowle Woodhouse Close Cockton Hill Escomb Wolsingham and Witton Le Wear St John's Chapel Hunwick Bishop Auckland Howden Stanhope Wheatbottom and Helmington Row



Contact Us

We are keen to hear your views...

If you would like to offer feedback on this report or have any suggestions for future content, please contact the Progression of Young People Team (details below)

CONTACT US

Progression of Young People Team

T: 0746 7335922/0746 4982640

E: iyss@durham.gov.uk

W: www.durhamworks.info

Follow us on Twitter @durhamcouncil

Like us at facebook.com/durhamcouncil

Follow us on linkedin.com/company/durham-county-council

Follow us on Instagram @durham_county_council



13 **DurhamWorks**
To improve your future

