

The background features a dark, deep blue space filled with a complex pattern of wavy, undulating lines. These lines are composed of numerous small, glowing dots in various colors, including bright yellow, orange, and hints of purple and pink. The overall effect is reminiscent of a digital data stream or a stylized representation of the internet's infrastructure.

Safer Internet Day
Friday 12th February

*An internet we trust: exploring
reliability in the online world.*

The Bigger Picture

One by one, take away a piece of puzzle and either have a chat with an adult about what you think is happening or have a think in your head.

Now that you have seen the entire picture, is it exactly what you thought is was going to be?



How do you think this links to being safe online?



Safer
Internet
Day 2021



Watch the video and complete the tasks.

<https://www.saferinternet.org.uk/safer-internet-day/safer-internet-day-2021/i-am-educator/work-7-11s/virtual-assembly-7-11s>



Menu

1. Be internet legends game
2. Create a safer internet day poster
3. Create a video/vlog about being safe online
4. Your digital footprint activity
5. What would you do cards?
6. Join a BBC lesson

Activity Menu

Go through the slides for each activity and any links.

You can do as many tasks as you like.

5

Be internet legends game

https://beinternetawesome.withgoogle.com/en_uk/interland

Google
presents

INTERLAND

Internet Legends.

LET'S DO THIS!



S Be Safe
Keep your personal information safe and secret. Think carefully before you share a photo of yourself or your friends.

M Don't Meet Up
Never arrange to meet an online friend because it can be dangerous. No matter how well you think you know people, they might be pretending.

A Accepting Emails can be Dangerous
If you receive junk mail (called Spam) or messages which make you feel uncomfortable, tell an adult that you trust and delete them. Don't reply to them!

R Reliable?
The Internet is full of friendly people and amazing information. However, sometimes people might say or write things which are untrue, so you should always think carefully before trusting what you see or hear.

T Tell Someone!
Most of the time that you are online, you will have lots of fun. However, if you see something that makes you feel uncomfortable or worried, make sure that you tell an adult who you trust.

Teaching Internet
www.teachinginternet.co.uk

SAFER INTERNET DAY 2019

What is the BIG deal about BIG data?

How do we take better control of our lives online?

How much does the internet really know about me?

#OurInternet OurChoice

Who owns the things I share online?

Do I have to ask permission before I share anything online?

How would you feel if someone shared something about you online without asking?

#SaferInternetDay2019

Together for a better internet
www.saferinternetday.org.uk

5 February 2019

UK Safer Internet Centre
Co-funded by the Connecting Europe Facility of the European Union

Internet Day 2014

...s create a better internet together

1th February 2014

#

BE SAFE ON THE INTERNET


INTERNET SAFETY

Remember people might not always be who they say they are

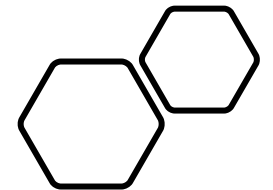
Never give out personal details on the internet

Be polite to people - just like you would in real life

Tell an adult you trust if you are worried



Create a safer internet day poster




Create a video/vlog about being safe online

Watch these videos if you need help

<https://www.saferinternet.org.uk/safer-internet-day/safer-internet-day-2021/i-am-educator/safer-internet-day-2021-films>

<https://www.saferinternet.org.uk/safer-internet-day/safer-internet-day-2021/i-am-educator/safer-internet-day-films/films-5-11-year>





Your Digital Footprint

I can use technology safely, respectfully and responsibly.

A digital footprint is a trail of 'footprints' that you leave behind you every time you go online.

Most of the websites you visit will record your visit by taking a note of your IP (Internet Protocol) address. This is a set of numbers which is unique to your computer.

Think about the ways you use the Internet. Do you visit websites? Do you message friends? Do you download music or post photographs?

Complete your digital footprint by adding all the ways you use the Internet, including what websites you visit regularly. Compare your digital footprint with your friends and family.

You want to join a website with lots of cool games on, but first you need to fill in a form giving them your name, phone number and home address.

What should you do?

Someone from school sent you a nasty message online.

What should you do?

Your friend is texting and making calls to a person they don't know.

What should you do?

You are talking to a friend you have made online, but not met in person, and they ask you where you live and to which school you go.

What should you do?

**Read the statements and
think about or talk to an adult
about what you would do?**

Join a BBC lesson



<https://www.bbc.co.uk/teach/live-lessons/safer-internet-day-live-lesson/zdh2wnb>

Real or Fake News Quiz

<https://www.bbc.com/ownit/the-basics/real-or-fake-news-quiz?collection=secrets-of-the-internet>

Optional Quiz


<https://www.saferinternet.org.uk/safer-internet-day/safer-internet-day-2021/safer-internet-day-2021-quiz>




Safer
Internet
Day 2021




Remember



question



check



ask

Please share your work – we would love to see it!