



Welcome to the Year 6 Parental Information Evening



Welcome

Mr Singh

What's ahead?



- ▣ **Transition from Primary to High School**
- ▣ **Getting to know the staff**
- ▣ **Communication – child to home, school to home**
- ▣ **Social media**
- ▣ **Expectations**



Questions?



Laura Royds
Deputy Headteacher
Inclusion, Pastoral
and Behaviour



Joe Brady
Deputy Headteacher
Curriculum, Teaching
and Learning



Laura Cooper
Assistant
Headteacher
SENDCo, Children
Looked After & Pupil
Premium



Gary Felvus
Assistant
Headteacher
Assessment,
Reporting and
Transport



Ryan Smith
Assistant
Headteacher
Behaviour and
Attitudes



Assistant Headteacher

Mr Smith



GARSTANG COMMUNITY ACADEMY

GROW

CARE

ACHIEVE

TOGETHER



Year Leader

Mr Grindley

Form Tutors



7.1

Mrs Hoy



7.2

Miss Elsey



7.3

Mrs Storey



7.4

Mrs Rossiter



7.5

Mrs Davis



7.6


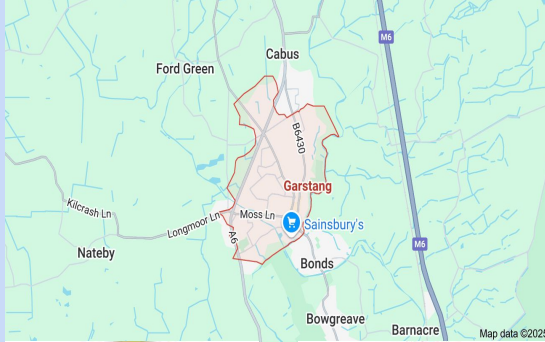
Mrs Ashworth



Pastoral Manager

Mr Baker

A little information about me ...



- Garstang and the community.
- What both schools mean to me and why. (other primary schools are available)
- Knowing a large proportion of the surrounding community and its dynamics.
- Becoming a parent and sharing the same concerns and worries as you right now.
- Relationships are key! My experience of secondary school/ memories
- A promise from me.



Pastoral care @GCA

At Garstang Community Academy, we pride ourselves on ensuring that all our students receive a high level of quality pastoral care. We expect all our students to look smart, be punctual, be organised and ready to learn. It is our aim that all our children have all they need to be an asset to the school and wider community. All children are expected to meet the high standards of behaviour no child has the right to disrespect the learning of others.

The pastoral team within school ensure that all students are able to report concerns about themselves and others that will be taken seriously and always dealt with effectively in a professional manner with the child being at the centre of every decision. We will communicate with all head of Years and share relevant necessary information.

We will provide support, advice and information to the families within our school community. We can help you with any worries you may have about your child's education and wellbeing.

What will change and what will stay the same?

My perspective as a parent and pastoral manager at GCA.

Similarities

- Children and staff
- Class teacher/pastoral ethos
- Learning expectations
- Extra curricular activities
- Parents evening
- Uniform
- Rewards
- Consequences
- Homework

Differences

- Numbers of children and staff
- Form teacher point of contact
- Subjects
- Wider choices (Get involved!)
- See all subject teachers
- Structured system of behaviour
- Homework

Grow, Care, Achieve Together



- Together is key and very important to us. We will refer to the importance of achievement, being part of our community, providing personal support and being a member of the GCA community to your children on a regular basis.
- Always encourage your children to let us know if they have any concerns or worries and we will always be available to listen to them. I also encourage you as parents to raise any concerns or questions about your child as soon as possible.
- The family feel to a school is hugely important. Every single student has their part to play to ensure the school runs efficiently and smoothly.

Everything I have mentioned this evening can not be achieved without the support of you as a family.

School Website



Transition

[Home](#) / [Old Website Pages](#) / [Facilities and Environment](#)

**Important
Information**

Welcome to Garstang Community Academy

GCA: Grow Care Achieve



MCAS - My child at school Bromcom



This is our Parent Portal. It is a single place where you can view school information for one or more children. You can view attendance, behaviour and achievements, parent letters, school calendar, parent communication, homework and more.



Please download the MCAS app.

We have a [section on our website](#) for further information, which includes a [parent guide](#).

MCAS - sign up

New Accounts

Logging in

How to Self Sign Up for parents

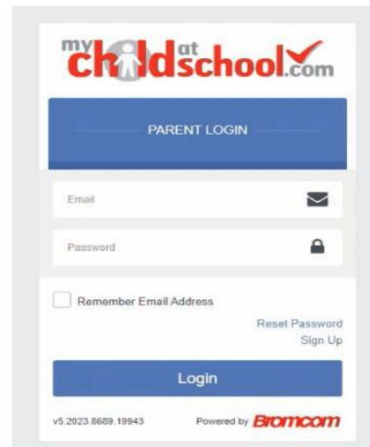
Parents can access the **Parent Login** screen in two ways:

1. From within the web browser type **www.mychildatschool.com**, this will open the **Parent Login** screen.
2. From the **MyChildAtSchool** mobile phone app, this will open the **Parent Login** screen.

Once in the **Parent Login** screen parents should follow these steps:

- Click on the **Sign Up** link in the Parent Login screen.
- Enter the **school's Postcode** or **School ID**.
- Select the school from the list in the dropdown.
- Click **Continue**.
- Enter the registered email address.
- Click **Sign Up**.

Parents will see the message *'To complete your registration, we have sent an email to the email address you provided. Please access your email and follow the steps to create your password'*.

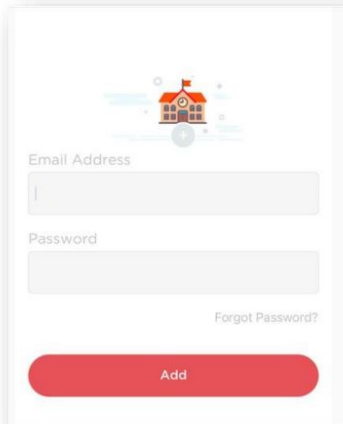
The screenshot shows the 'my child at school.com' logo at the top. Below it is a blue button labeled 'PARENT LOGIN'. Underneath are two input fields: 'Email' with an envelope icon and 'Password' with a lock icon. Below these is a checkbox labeled 'Remember Email Address'. To the right of the checkbox are links for 'Reset Password' and 'Sign Up'. At the bottom is a large blue button labeled 'Login'. At the very bottom, it says 'v5.2023.6609.19943' and 'Powered by Bramcom'.

Parents will receive an email from **MyChildAtSchool** with a link to a **one time passcode**.

- Click on the **link** for the one time passcode. Enter
- the one time passcode.
- Click **Verify**.

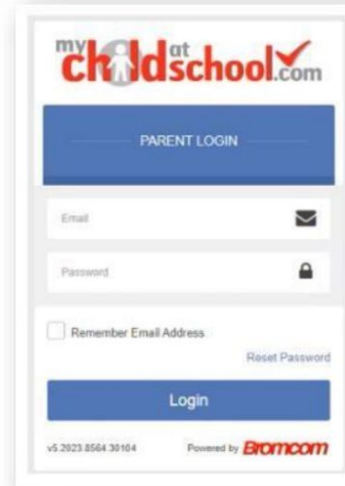
MCAS - sign up

App Login



The App Login form is a white rectangular box with a soft shadow. At the top center is a colorful illustration of a schoolhouse with a red roof, a flag, and a clock. Below the illustration, the text "Email Address" is followed by a light gray input field. Below that, the text "Password" is followed by another light gray input field. To the right of the password field is a link that says "Forgot Password?". At the bottom center is a red rounded rectangular button with the word "Add" in white text.

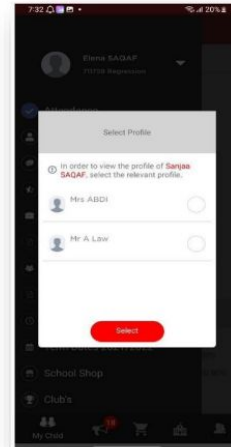
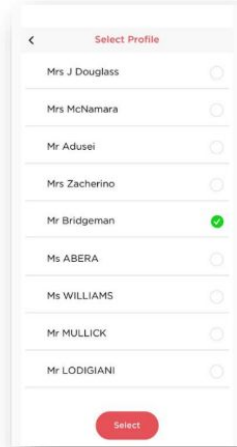
Web Login



The Web Login form is a white rectangular box with a soft shadow. At the top is the logo for "my child at school.com" in red and black text. Below the logo is a blue rectangular button with the text "PARENT LOGIN" in white. Underneath is a form with two input fields: "Email" with an envelope icon and "Password" with a lock icon. Below these fields is a checkbox labeled "Remember Email Address" and a link "Reset Password". At the bottom is a blue rectangular button with the text "Login" in white. At the very bottom, on the left, is the text "v5.2623.8564.36164" and on the right is "Powered by Bromcom" in red text.

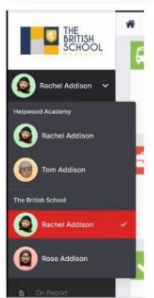
MCAS - adding additional parent/profile

App Pop Up to choose Profile: iOS and Android



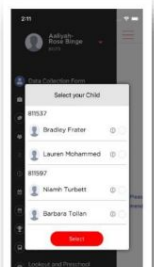
MCAS - adding a student

Web Select the Student



For the App click on the required **Student** and click **Select**

App Select the Student



The **MCAS Dashboard** allows parents to view multiple **Student MCAS** accounts in one place.

All **Students** linked to a parent account will appear in the top left dropdown in the **Dashboard** with **School** and **Student Name**. This dropdown allows parents to switch between different **Student** accounts.

For the MCAS Desktop view in the example image below this shows the selected **Student** in **Red**.

MCAS App

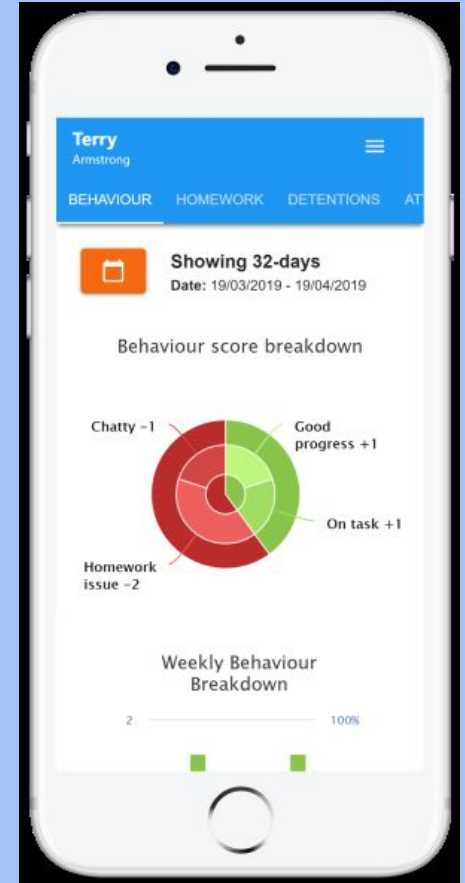
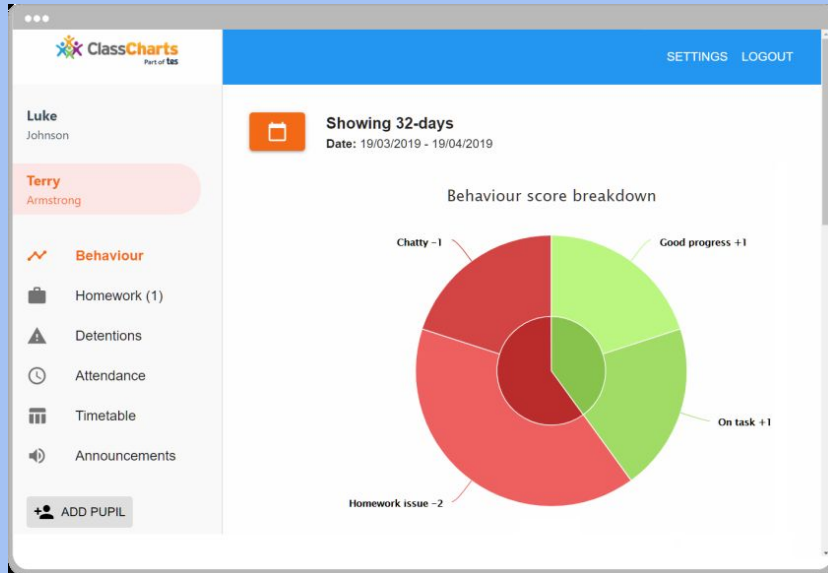
- When you open the app - straight to attendance.



= Menu

- Swap between student profiles using the drop down arrow.
- Message school + opens message box (absence)
- Click on dinner - you can see what they have eaten
- Dinner money - set up card - £5 minimum payment
- Trips
- School shop - revision guides, new ties, tickets for events in school

[Link to ClassCharts
on our school
website](#)



What is ClassCharts for parents?



- You will be able to use ClassCharts to keep track of your child's **behaviour**, view **attendance** records, access their weekly **timetable**, view assigned **homework** tasks and track scheduled **detentions**.
- If you have more than one child, you can access ClassCharts information about your children from a single, centralised parent account.
- ClassCharts for parents can be accessed via our website, or through our iOS and Android apps.
- A parent/carer guide will be shared with you to help you setup an account.



STANDARDS

Uniform



**We wear our
uniform with
pride**

Students must wear correct uniform everyday. In exceptional circumstances, where this is not possible, the student must bring a note from home explaining the reason and the short time frame required to correct the issue.

Any students with incorrect shoes will be given black pumps or appropriate alternative footwear.

If students forget their tie, don't worry they can trade a tie for their phone and collect it back at the end of the day.

To help ensure we maintain our Standards, all students will receive a Standards card every half term.



Garstang: Uniform & Leisurewear Shop



UAlonline.com
UNIFORM SUPPLIERS

**Uniform supplies
stocked at our Garstang Shop**

BOYS' UNIFORM
Navy Blazer (badged) from £34.99
Navy Slipover from £21.99
Navy Jumper from £23.99
School tie £8.95
1 Pack (x2) Trutex White Shirts from £13.99
Grey Trousers from £19.99
Pex Black/Grey Socks from £7.50
Navy Apron £8.50
White Apron £8.50

GIRLS' UNIFORM
Navy Blazer (badged) from £34.99
Navy Slipover from £21.99
Navy Jumper from £23.99
School tie £8.95
Pleated Tartan Skirt from £27.99
1 Pack (2) Trutex White Blouses from £13.99
Banner Shaped Trousers from £19.50
Pex Black/Grey Socks from £7.50
Navy Apron from £8.50
White Apron from £8.50

BOYS' PE
PE Top (badged) from £22.99
PE Shorts from £16.99
Sweatshirt (badged) from £34.99
PE Socks from £8.50
Shin pads from £8.99
Mouthguards from £7.99
Name Labels from £4.99

GIRLS' PE
PE Top (badged) from £22.99
PE Skort from £21.50
Sweatshirt (badged) from £34.99
PE Socks from £8.50
Shin pads from £8.99
Mouthguards from £7.99
Name Labels from £4.99



Come and visit us:
66 Church Street,
Garstang, PR3 1YA
(01995 605010)

<https://www.ualonline.uk/category/shops/>

What we expect students to bring to school every day from September:



Bag

Coat

Pencil Case with all items

Reading Book

Completed Homework

Calculator

PE kit on PE days



Equipment



You must bring the following equipment to school: a bag, blue/black pens, green/purple pen, ruler, eraser, pencil, pencil sharpener, glue stick, pencil case and a calculator



A logo consisting of a red square background. Inside the square is a blue circle with a white border. The word "ATTENDANCE" is written in white, uppercase, sans-serif font across the center of the blue circle.

ATTENDANCE



Attendance Officer

Miss Reynolds



190 days
each year

In school for the full 190 days
100% attendance
Best chance of success-gets your child off to a flying start.

10 days
missed

In school **180** days, 10 days of learning missed
95% attendance
This is the minimum target for all children.

19 days
missed

In school for **171** days, 19 days of learning missed
90% attendance
This is a concern- less chance of success. We meet with families and monitor carefully if attendance falls to 90% as this is four weeks of school missed.

29 days
missed

In school for **161** days, 29 days of learning missed
85% attendance
This is worrying as almost 6 weeks of school missed in one year making it harder for your child to make progress. School Liaison Officer is involved.

38 days
missed

In school for **152** days, 38 days of learning missed
80% attendance
This is a serious concern-not fair on your child! We work closely with the family and the School Liaison Officer to help overcome difficulties.

We expect students to attend
everyday and on time

The **minimum** percentage we
expect is **97% attendance**

– this means missing no more than

5 DAYS IN THE YEAR

Every School Day Matters

School and future success starts with good attendance!

Going to school helps children to:

- ✓ Learn
- ✓ Have fun
- ✓ Make Friends
- ✓ Get new experiences
- ✓ Increase their confidence
- and most of all....
- ✓ Have the best start in life

DAILY LATENESS

equates to...



5 MINUTES LATE
15 hours of lost learning

10 MINUTES LATE
30 hours of lost learning

15 MINUTES LATE
50 hours of lost learning

Education is important - don't miss out!

100%

PERFECT

100% Attendance

98%

IMPRESSIVE

Equates to 4 school days off each year

96%

GOOD

Equates to 7 school days off each year

95%

NEARLY THERE

Equates to 9 school days off each year

94%

NEEDS TO IMPROVE

Equates to 11 school days off each year

90%

DANGER ZONE

Equates to 1 month off each year

80%

EXTREME IMPACT

Equates to 2 months off each year



Support is available both in school and outside of school to help families improve attendance.

We encourage all children with minor illnesses (e.g. mild cold, sniffles) to still attend school.

- **Fixed Penalty Notices** can be issued for:
 - **Unauthorised holidays during term-time**
 - **Persistent absence** (PA – attendance at or below 90%)
 - **Failure to improve attendance after support**
- Legal action **could follow** continued non-attendance.
- **Home visits** may take place if your child's attendance is a concern.

Please see: [Working together to improve school attendance \(applies from 19 August 2024\)](#)

Please see: [Is my child too ill for school? - NHS](#)

Lockers

Students can rent a locker for the five years they are at GCA for a one off fee of £50.



Buses

If your child will be traveling on a Local Authority school bus, please ensure you apply for a bus pass. LCC will only guarantee seats for students who have purchased a bus pass.

[School transport - Lancashire County Council](#)

46X - Lancaster - school should have contacted you. If not, please get in touch with school.



Rewards will focus on:




Getting to know each other experience

Monday 29th or Tuesday 30th September 2025.

Form tutors will be with their form groups.

Vote for your choice of experience at the end of the evening.



What can you do?

- Ensure your child has a good breakfast!
- Engage fully with Bromcom/MCAS and Classcharts (parents AND students). You will receive an email with instructions –check ‘spam’
- Register with MCAS make online payments and keep their account ‘loaded’.
- Ensure your child packs their bag the night before.
- Check which days your child has PE - ensure they have all their PE kit.
- Encourage your child to attend at least one extra curricular club or activity as they will make new friends.
- Monitor social media
- Contact me or your child’s tutor if the need arises.





Welcome

Mrs Cooper - SENDCo

SENDCo



In September all students will be completing some screening in lessons:

- CATS Cognitive testing
- NGRT Reading comprehension testing
- Screening for spelling, decoding, numeracy and handwriting

This will inform our intervention planning.

We will contact parents/carers if we would like to put an intervention in place.

Any concerns:

Contact l.cooper@garstang.fcat.org.uk

Available at all parents evenings.

Primary discussions have already taken place however if you would like a meeting please see me at the end.





The students first day is:

Wednesday 3rd September 2025

Any questions please speak to a
member of staff.