

Glenfield Infant School Knowledge Organiser

Year 1—Spring 2

DT

Simple stitches - textiles

What should I already know?

In EYFS (Reception), the children may have learnt to:

- Weave paper and other materials.
- Thread large plastic needles.
- Make colour patterns with weaving.

Vocabulary

thread	A long, thin strand used for stitches and sewing.
fabric	A material made by weaving or knitting threads together.
weave	To cross threads or materials over and under.
needle	A small pointed tool for sewing, with a hole at one end for thread.
stitch	A loop of thread that joins fabric or makes a design.
sketch	A quick drawing of an idea
design	A plan for making something.

1. How are fabrics made and used?




Types of clothes made from plastic:



Fabric is made by weaving or knitting threads together.

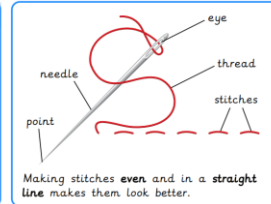
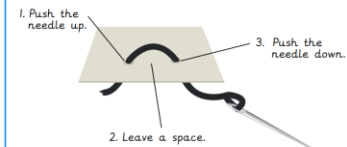
Things made from fabric:



Fabric is used to make many different objects; it is made of threads; stitches are loops of thread.

2. How do you thread a needle and make stitches?

How to make stitches




Making stitches even and in a straight line makes them look better.




Stitches can be used to join fabric or make decorations.

3. What would make a good design for bunting?




Keeping designs simple and made from lines rather than blocks will make it easier to stitch.

4. Can I improve my design? What threads and textures will be good for my design?




Matching textures can make an impact on the design. For example - rough for the ground, silky for soft

5. Can I use even stitches to sew over my design?



Remember to go up and down through the fabric; go slower to stop tangles; make smaller, neater or more even stitches.

6. How can different styles of stitching finish our designs?



It is important to be resilient when learning a new skill and things get tricky.