

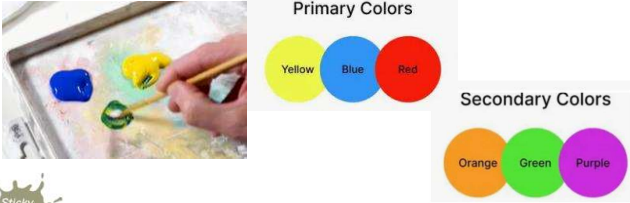
Glenfield Infant School Knowledge Organiser

Year 1- Summer 1	Art	Colour Splash
------------------	-----	---------------




What should I already know?
 I know that mixing colours creates a different colour.
 I have experimented with painting different textures. And using different tools.

1. What happens when I mix two primary colours?



Primary colour + Primary colour = secondary colour

4. Can I make different shades of a secondary colour?



If I want to create a lighter green I will use more yellow. If I want to create a darker green I will use more blue.

The shade of the secondary colour depends on how much of each primary colour you use.

Vocabulary	
mixing	Combining paint colours.
Primary colour	Red, yellow and blue; the colours from which all other colours are mixed.
Secondary colour	Green, purple and orange; colours made by mixing primary colours.
texture	A surface that is not flat
space	To arrange things so there is some distance between them.
Hue	Describing an exact colour: sky blue, dark green, rose pink.
shade	A colour referring to how dark or light it is.
blend	To mix colours or shades together smoothly.
pattern	Pattern is a design in which shapes, colours or lines are repeated.

2. Can I use a suitable brush for my painting?



'Numbers in Colour' by Jasper Johns used big bold brush strokes. We will try and create the same effect!

Different painting tools can create different textures.


5. Can I choose colours that look good next to each other?



Let's create our own take of Clarence Cliff's 'circle tree' plate design

Clarence Cliff chose different colours next to each other for a bold effect.

3. Can I make different colours by overlapping prints?



How much paint do you need on the block?
 How can I create a neat print that doesn't slide?

New colours can be created by overlapping prints.

6. This is a 5 week learning journey.