



# Newsletter Friday 2nd May 2025

The Wisdom of Solomon

1 Kings 4:29-34 (NIV):

"God gave Solomon wisdom and very great insight, and a breadth of understanding as measureless as the sand on the seashore."

Dear Parents and Carers,

It has been a truly glorious couple of weeks, hasn't it? Perhaps a little too warm at times, but I certainly won't complain!

The children have responded wonderfully to the introduction of Dojos and Golden Tickets. It's fantastic to see so many eagerly working towards their first bronze award for 50 Dojos. We continue to encourage all our children to be BRIGHT learners, which, as a reminder, stands for:

\* \*\*B\*\* - Best you can be

\* \*\*R\*\* - Remember more and make links

\* \*\*I\*\* - Inquisitive

\* \*\*G\*\* - Growth Mindset

\* \*\*H\*\* - Handwriting - formation, tall, hanging - Perfect Presentation

\* \*\*T\*\* - Talk for learning - oracy, language, speaking.

Furthermore, we are also focusing on encouraging our children to be responsible, respectful, and compassionate individuals. Adults are awarding Values Dojos to recognize examples of words and actions that demonstrate our school value of LOVE. Our sports coaches are also joining in by awarding Dojos at lunchtime for children who show a positive attitude towards the daily activity.

Watch this space for those first Bronze Award winners.

Just a reminder that it is Bank Holiday Monday, so we shall return to school on Tuesday 6th May.

Best regards,

Mrs Underwood



### Warmer Weather

Now that the warmer weather is hopefully making an appearance, can we remind parents to ensure children wear appropriate clothing to school. Remember to bring sun hats if needed, apply lotion before school and don't forget to bring a water bottle.



### Important update regarding school crossing:

We have been informed that there will be no crossing patrol until further notice. Please take extra care and precautions on the roads around school, and where possible and necessary support other children attempting to cross. Thank you.

### Join us for Stay and Read

Parents of Year 1, Year 2, and Reception students are invited to our Tuesday morning Stay and Read sessions (8:45 am - 9:00 am) in the classrooms. We encourage you to come and enjoy reading with your child. We look forward to seeing you there!



**Don't forget school is closed on Monday 5th May for the Bank Holiday. School re-opens at 8.45am on Tuesday 6th May.**

### Dates for your Diary

5th May	Whole school	Bank Holiday
12-15 May	Year 6	SATs
13th May	Y5	Jodrell Bank Visit
19th May	Y1	Whalley Primary School
19-21st May	Y6	Robinwood
26th-2nd May/ June	Whole school	May half term
11th June	Y3	Ingleborough Caves
30th June	Reception	Blackpool Zoo
30th June	KS2	Sports Day
1st July	KS1/EYFS	Sports Day

# GMSJ Good News Page



Miss Fenwick's sunflower is thriving. How's your sunflower growing? Send your pictures to Mrs Fletcher.

Barrowford Celtic Under 9 Blacks won their Cup Final last week.



Freddy Year 4



Amelia Year 6

Amelia's numerous medals and trophy for her excellent football skills.



## This weeks Medal Winners are:

Emily - Year 6 - for fabulous understanding and recall about the Islamic civilisations

Daisy - Year 6 - for fabulous understanding and recall about the Islamic civilisations

Blake - Year 3 - for being a super bright learner



# Worship




Year 6 delivering their class worship about what makes a good role model.





KS1 made the most of the weather and had worship in the Reflection area this week.





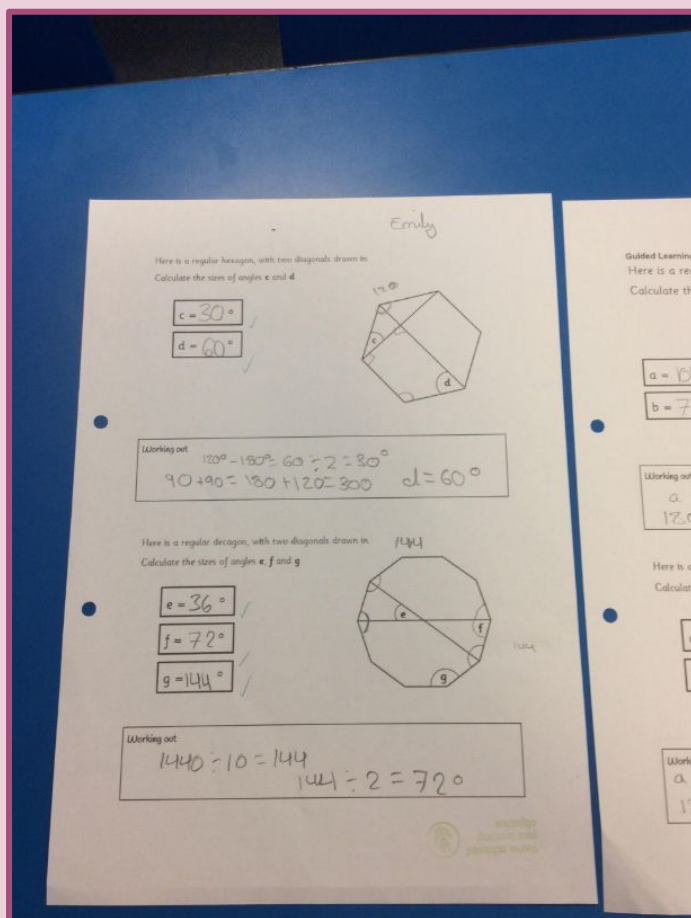
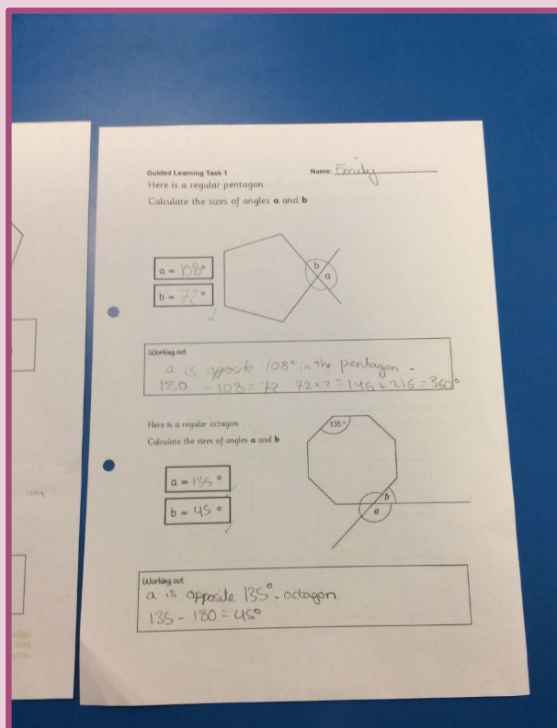


Year 4 have been learning about ostinato in their music lessons this week. We decided to link this to our theme of rivers and wrote our very own ostinatos and played them in a round with other children from our class.





Some tricky maths that the Yr 6 have been looking at - calculating angles around regular polygons.



This half term, Reception class has continued to enjoy our computing sessions with Miss Em. The children have been learning how to use the I pads to communicate with people and use coding for playing games. They have also worked on their sharing skills by taking turns with their partners and the I pads!





# 10 Top Tips for Parents and Educators SAFETY ON THE ROAD

Traffic-related incidents are a significant risk for young pedestrians and cyclists, so understanding road safety is crucial for children's wellbeing. While all road users share responsibility for keeping one another safe, this guide offers strategies for empowering young people to navigate the roads confidently and responsibly.

## 1 TAKE PRACTICE JOURNEYS

Making 'practice' journeys with children is a great way to help them stay safe, thereby modelling responsible behaviours and having road safety conversations as they prepare to travel independently. Add hazard perception activities like spotting electric vehicles – which may have a green number plate – and point out how quiet they are. Children learn by watching others; remind them that their peers might not always be the best role models.

## 2 BE BRIGHT, BE SEEN

Visibility is lower during darker winter days, and drivers need to take extra care to look out for pedestrians. Wearing bright and reflective clothing can help make children more visible to drivers near roads. In poor daylight conditions, encourage children to wear light, bright or fluorescent clothing. When it's dark, wear reflective clothing or materials such as a reflective armband or jacket.

## 3 EYES UP

Encourage children to look up and keep their eyes on the road. Teach them to consistently watch for traffic and practise double-checking the road before crossing – looking right, left and then right again.

## 4 LIMIT DISTRACTIONS

Where possible, devices like phones should be kept away from children while out and about near roads. If they're carrying devices, these should be put away until they've reached their destination. Children must also avoid playing with toys or being distracted by friends. If a friend wants to show them something funny on their phone, there'll be time for that once they've safely arrived.

## 5 SLOW DOWN

Discuss the importance of waiting instead of crossing immediately. It can be tricky to judge the speed of traffic and spot obstacles that could cause a trip or a fall. For safety, children must stop and think before they get to the kerb and should always walk – not run – when crossing the road. They should avoid crossing until they're certain they have plenty of time. Even if traffic seems a long way off, it could still be approaching very quickly.

## 6 STOP BEFORE THE KERB

Teach children to stop before reaching the kerb – not right at the edge of it. Halting before they get to the kerb allows them to see if anything's coming, whereas getting too close to traffic is dangerous. If there's no pavement, children should stand back from the road's edge but ensure they can still see approaching traffic.

## 7 CROSS SAFELY

Children should always find a safe spot to cross the road, prioritising zebra crossings or pelican crossings, footbridges and subways. Find a place where they can see traffic coming from both directions. Avoid crossing near junctions, bends in the road, or obstacles that block their view, instead moving to somewhere they can see and be seen. Remind them to use their eyes and ears together when checking the road, as sometimes they can hear traffic before they can see it. Looking and listening while crossing helps them quickly spot traffic, including cyclists and motorcyclists driving between other vehicles.

## 8 PARKED VEHICLES

Crossing between parked vehicles is very dangerous. Teach children to use extra caution if crossing in this way, and, ideally, avoid it altogether. They should use the outside edge of a vehicle as if it were the kerb, waiting and checking for traffic before moving. They should ensure vehicles aren't about to move, by looking for drivers in the vehicles and listening for engines running – but remember that electric vehicles may move off silently. They should always make sure there is a gap between any parked vehicles on the other side, so they can reach the pavement.

## 9 REVERSING VEHICLES

Children must never cross behind a reversing vehicle – it's extremely dangerous. Remind them to look for white reversing lights and listen out for warning sounds. Can they hear the engine sound or a radio playing inside the vehicle?

## 10 WAIT FOR THE BUS TO LEAVE

When getting off a bus, children must wait for it to leave before crossing so they can have a clear view of the road in both directions. This also allows them to see and be seen by other road users. Crossing near large vehicles is particularly dangerous and should be avoided.

## Meet Our Expert

THINK! is a year-round national campaign that aims to encourage safe road behaviours – whether we're driving, cycling, horse riding or walking – with the aim of reducing the number of people killed and injured on the UK's roads each year. Find out more at: <https://www.think.gov.uk/education-resources/>



#WakeUpWednesday

The National College



# East Lancashire Young People's Mental Health

## Concerned about your Mental Health?

### Are you under 18 or concerned about someone under 18?

Advice sessions are available on-line via  
'Attend Anywhere'  
Delivered by ELCAS  
[tinyurl.com/ELCAS-LSCFT](https://tinyurl.com/ELCAS-LSCFT)



Enter the word "ELCAS" as the first name and "drop in" as the second name followed by your date of birth.  
You will then enter our virtual waiting area where we will collect you.

Wednesday 7<sup>th</sup> May 2025  
Wednesday 14<sup>th</sup> May 2025  
Wednesday 21<sup>st</sup> May 2025  
Wednesday 28<sup>th</sup> May 2025

1pm - 3pm  
3pm - 5pm  
5pm - 7pm  
1pm - 3pm