

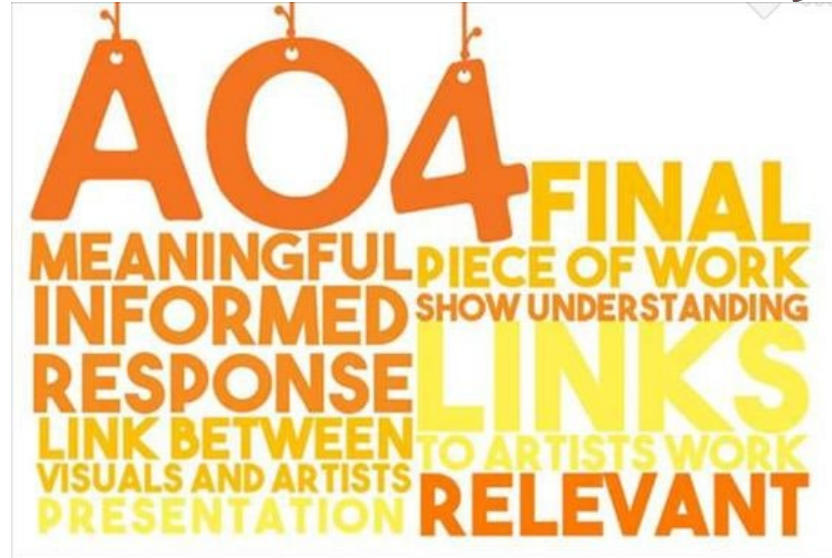
A04- Maximise your marks

Present a personal and meaningful response that realises intentions and demonstrates understanding of visual language.



What is Assessment Objective 4?

Have you achieved your goal? Does it show your theme? Can you see your artist's inspiration? It must be clear. You have to produce a coherent project and Ao4 is the final result of this learning journey. Did you make the right development choices?



Your final piece/s needs to be the ending to your learning journey. It needs to make sense and link back to your Ao1,2 and 3. These links must be strong and clear. You need to have spend an extended period of time producing this, giving it the time and detail it needs to fit those top marks.

It's not enough to simply use the material you must make **connections** to your chosen artist/s and ideas. You must show your decision making process with explanations.

It is very important that you **link** in your theme, style, choice of materials, colours and or composition to your artist/s. You need to have your research serve a **purpose** and be **relevant**.

A04 on the CW mark scheme. A04 is $\frac{1}{4}$ of your final grade and graded out of 30.

Meaningful:

Worthwhile. Communicating something not directly expressed. Important. Why are you doing this project?

Sophisticated:

Cultured.
Complex. Knowledgeable
. Ideas developed to a high degree of complexity. **Skilled.**

Purpose:

Useful. Showing **determination.** Your experiments must be **relevant** to your ideas and artists. Not random. Your final piece needs to be the ending to your story.

What do we need to see if your work to achieve maximum marks?

25-30 marks:

Highly imaginative, **personal** and **meaningful** response which realises intentions in a **sophisticated, coherent** and assured manner. The presentation shows a perceptive and thorough understanding of visual language and the **purpose** and intention of the work is very clearly and **convincingly** conveyed.

Personal:

Belonging or affecting a particular person rather than anyone else. **You MUST** produce a piece that reflects **you** and **your** creativity. **You** can't copy something you have seen **you** need to develop your ideas.

Coherent:



Consistent. Logical. Ideas that are connected and flow smoothly together.





Convincingly:

No margin of doubt. Real/true. Your final piece must be expected based on your A1,2 and 3. Your ability to make decisions and control of the materials needs to be **clear.**

Examples

Within all of these examples these students have produced final outcomes that have taken approx 10 hrs to complete. They have made **links** back to to their own **ideas** and artist/s. They have used their research to plot a pathway to this final piece making links along the way. These pieces are the ending to the story of their learning journey pulling together all of their decision making and experimenting and inspirations. For a grade 9 this level of detail, strong links and control must be **consistent** throughout your major project and exam.





These pieces connect to make one large piece.

Presentation.

Presentation of your final outcome is important. It needs to show confidence and control over the materials. This piece needs to make sense combining your A01,2 and 3. Your piece/s need to have had an extended period of time spent producing them. Your final exam piece will take 10 hours so your major project piece needs to have this same time spent ensuring that you are producing this work to the same high standard.




TIPS

Planning: Plan and prepare your piece/s before you start. Produce a mini sample piece to ensure that your ideas are going to work and evaluate it before moving on to the final version.

Ask yourself have you included enough depth? Have you made links to your ideas and artists? Could you add more? Have you discussed the process and your opinions about how the sample has turned out? Have you made any decisions about your work moving forward?

Misconceptions:

1. If the final piece is high quality the links won't matter because we're graded on the outcome.
This is wrong of your total grade and includes the links you have made. Without strong links and consistency throughout your A01,2 & 3 you will not achieve a high grade.
2. Using paint is worth more marks than "just a drawing".
Your grade will be determined by the quality of what you have produced and how strong your links are. A beautiful drawing is worth just as much as a painting
3. I have to produce a garment for my final piece.
No you don't. You can create anything using your textiles skills from art work, fabric prints to 3D pieces the possibilities are endless. What matters is that you have developed, researched, designed and experimented your way towards your final outcome.




Ao1: Artists research and ideas looking at artists who have been inspired by nature. They need to link to your theme and or material.


Ao4: Your final piece needs to combine Ao1, 2 & 3 and make sense to your learning journey.
High quality control and understanding needs to be clearly evidenced.




Ao2: Material testing looking at natural forms. This is a very small sample of what was explored and evaluated.



Ao3: Photography and drawing. Your drawings should take on many styles and your photos should explore a wide variety of viewpoints and compositions.





Ao1: Artists research and ideas looking at artists who have been inspired by nature. They need to link to your theme and or material.



Ao2: Material testing looking at natural forms. This is a very small sample of what was explored and evaluated.



Ao3: Photography and drawing. Your drawings should take on many styles and your photos should explore a wide variety of viewpoints and compositions.



Ao4: Your final piece needs to combine Ao1, 2 & 3 and make sense to your learning journey. High quality control and understanding needs to be clearly evidenced.