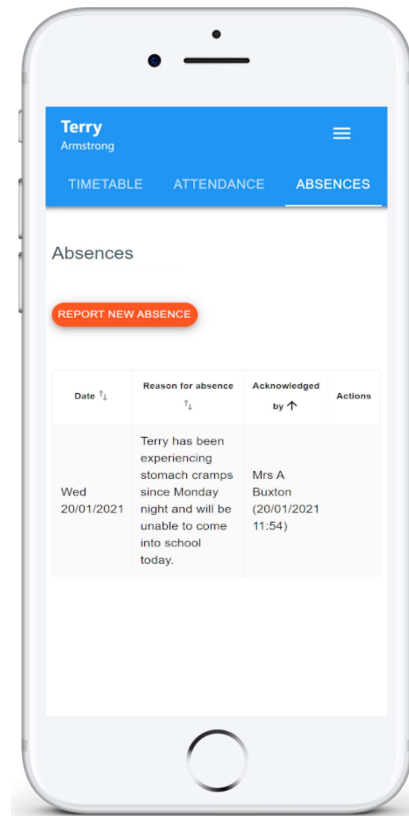


Absences

If your school has decided to allow parents to report absences, you will see the [Absences](#) tab when viewing pupils from that school.

Selecting this tab will display a list of [absences that you have reported](#), once you have reported them. This includes [when](#) the absence took place, the [reason](#) for the absence and who [acknowledged](#) your absence report.



To report an absence, click on the [Report new absence](#) button.



Next, enter the details of the reported absence into the [form](#) provided.

You can also include up to 5 [files](#) in your absence report as [supporting evidence](#). To do this, click on the [Attach supporting evidence](#) button and select the files of your choice.

Click on the [Submit](#) button to send your pupil's absence report to their school. The absence can be [edited](#) and [deleted](#) until it has been [acknowledged](#) by a teacher.

Date of absence
26/01/2021  

Reason for absence
Terry missed the bus today.

Please report your child's absences as soon as possible

Attachments

[+ ATTACH SUPPORTING EVIDENCE](#)

You can upload a maximum of 5 attachments, each up to 250mb in size.

[SUBMIT](#) [CANCEL](#)