

Year 8

Revision Lists

Assessment period 2: 11th -20th May 2026

Name:

Learning = a change in long-term memory








“if nothing has changed nothing has been learned”

Meaningful learning is about producing organised, coherent and integrated mental models that allow people to make inferences and apply their knowledge. (Karpicke, J. 2012)

THE BENEFITS:

- | | | | |
|--|---|--|---|
| ① Retrieval practice aids later retention
“every time you retrieve a memory it becomes deeper, stronger and easier to access in the future” |  | ⑤ Testing improves transfer of knowledge to new contexts |  |
| ② Testing identifies gaps in knowledge |  | ⑥ Facilitates retrieval of material that wasn't tested |  |
| ③ Testing causes students to learn more from the next learning episode |  | ⑦ Improves metacognition |  |
| ④ Testing produces better organisation of knowledge |  | ⑧ Prevents interference from previous material when learning new content |  |
| | | ⑨ Provides valuable feedback to teachers |  |
| | | ⑩ Regular testing encourages students to study more |  |

Retrieval Practice Principles (TOM SHERRINGTON)

- | | | | |
|---|---|---|---|
| ① Involve everyone in the retrieval practice and review process
“Good techniques involve all students checking their knowledge.” |  | ⑤ Vary the diet and mix it up
“This will allow students to explore their schema in different ways, strengthening future recall.” |  |
| ② Make checking and correcting accurate and easy to do
“The best person to mark the test is the person who has just took it.”
- Dylan William |  | ⑥ Make it time efficient
“A good technique can be used repeatedly in an efficient manner without dominating whole lessons.” |  |
| ③ Specify the knowledge
“It's better if students know the set of knowledge any retrieval will be based on, so they can study, prepare and self-check.” |  | ⑦ Make it workload efficient
“The best methods do not involve the teacher checking the students' answers, creating unsustainable workload.” |  |
| ④ Keep it generative
“Students need to explore their memory to check what they know and understand. This means closing the books and making students think for themselves.” |  | <p>“The closer you are to forgetting a piece of information, the more likely it is that you will benefit from revisiting it.”
 BUSH & WATSON (2019)</p> | |

Revision Timetable

	M	T	W	T	F	S	S
W1: Subject							
Topic							
Revision technique							
W2: Subject							
Topic							
Revision technique							

- Aim for at least 1 hour a day
- Cover all subjects
- Use this booklet to choose your topic
- Select from these revision techniques:
 Mind map/Flash cards/Cornell notes/Question and answers

Exam information:

Time: 50 minutes.

Additional information:

There are two sections:

Section A: Short Stories

You will be asked questions linked to structure and how a writer has structured a text for effect. You will also be asked to answer some comprehension questions on an extract from 'The Colour of Humanity' by Bali Rai. The extract will be printed for you in the assessment booklet.

Section B: Narrative Writing

You will be asked to write a short narrative using a war inspired image as a stimulus for your writing.

Topic	Revised?
<p>Year 8: Short Stories Structural methods including flashbacks, dialogue, and cyclical structure</p>	
<p>Year 8: Short Stories (The Colour of Humanity) · Plot (what is happening in the story) · Characterisation (how a character is presented in the story) · Theme (how a theme is presented in the story) · How a writer uses structure for effect (What structural techniques has the writer used and why?)</p>	
<p>Year 8: Narrative Writing As part of the narrative piece of writing, you will want to consider:</p> <ul style="list-style-type: none"> <input type="checkbox"/> Using a variety of sentence starters (verb beginning, paired adjectives, emotion word, comma) <input type="checkbox"/> Using ambitious vocabulary (e.g., precise nouns – <i>oak</i> instead of a <i>tree</i>; ambitious synonyms – <i>petrified</i> instead of <i>scared</i>) <input type="checkbox"/> Using a variety of punctuation (e.g., semi-colons, dashes, speech marks, exclamation marks, etc.) <input type="checkbox"/> Using figurative language to develop your description <input type="checkbox"/> Use structural methods such as a flashback to develop your narrative 	

Revision Links

Short Stories booklet which was used in class which contains 'The Colour of Humanity'

- [Writing in first or third person guide for KS3 English students - BBC Bitesize](#)
- [Descriptive writing guide for English students - KS3 English - BBC Bitesize](#)
- [How to use language for effect for KS3 English students - BBC Bitesize](#)
- [How to engage the reader in a story opening for KS3 English students - BBC Bitesize](#)
- [How to use literary devices in your writing for KS3 English students - BBC Bitesize](#)

Y8 Maths Revision List Summer 2026

Exam information:

Time: 50-minute assessment

Additional Information: A **non-calculator** assessment.

You will need all mathematical equipment except a calculator: protractor, compass, pencil, ruler.

Topic	Revised?
<p>Topics:</p> <ul style="list-style-type: none"> <input type="checkbox"/> Averages (mean, median, mode, range) <input type="checkbox"/> Bearings <input type="checkbox"/> Calculating in standard form <input type="checkbox"/> Converting numbers between ordinary and standard form <input type="checkbox"/> Drawing a straight-line graph <input type="checkbox"/> Equation of a straight line ($y = mx + c$) <input type="checkbox"/> Finding probabilities of events <input type="checkbox"/> Index laws <input type="checkbox"/> Number theory <input type="checkbox"/> Parallel lines <input type="checkbox"/> Percentage multipliers <input type="checkbox"/> Probability of events on a number line <input type="checkbox"/> Representing inequalities on a number line <input type="checkbox"/> Repeated percentage change <input type="checkbox"/> Reverse percentages <input type="checkbox"/> Setting up and solving simultaneous equations <input type="checkbox"/> Solving equations (including brackets, fractions, unknowns on both sides) <input type="checkbox"/> Solving inequalities <input type="checkbox"/> Transformations (translation, rotation, reflection, enlargement) <input type="checkbox"/> Writing ratio in the form $n:1$ 	

Revision Links

Sparx Maths <https://www.sparxmaths.uk/student/>

Corbett Maths <https://corbettmaths.com/>

BBC Bitesize Learning <https://www.bbc.co.uk/bitesize/subjects/zqhs34j>

Oak National Academy

<https://www.thenational.academy/teachers/programmes/maths-secondary-ks3/units>

Third Space Learning <https://thirdspacelearning.com/secondary-resources/>

Maths Genie [Maths Genie](#)

Year 8 Science Revision List Summer 2026

Written exam: 50 mins

Marks: 53 marks

Questions: A mixture of multiple choice, structured, closed short answer, and open response.

Additional Information: You need to bring a pen, pencil and calculator to your exam. This exam will cover a combination of topics from year 8 (70% of the assessment) and year 7 (30% of the assessment).

Topics		Revised?
Year 7	Reproduction: I can list the changes that happen during puberty and explain why they happen	
	Reproduction: I can explain the process of the menstrual cycle and fertilisation	
	Light: I understand the process of reflection and can draw this in a diagram	
	Light: I understand the process of refraction and can draw this in a diagram	
	Working Scientifically: I can define the three variables in a scientific investigation – independent, dependent and control variables	
	Working Scientifically: I can identify the variables for a scientific investigation	
	Working Scientifically: I can state a hypothesis, method and conclusion for a scientific investigation	
	Chemical Reactions: I understand that chemical reactions can be written as word equations and symbol equations	
	Chemical Reactions: I can identify reactants and products when given an example of a chemical reaction	
Year 8	Separation Techniques: I can identify the different separation techniques and can give examples of mixtures which can be separated using those techniques	
	Separation Techniques: I can explain how distillation separates a mixture of two liquids	
	Electricity: I can identify series and parallel circuits from diagrams	
	Electricity: I can define current, potential difference and resistance	
	Magnetism: I understand how bar magnets interact	
	Ecosystem Processes: I can interpret food chains and food webs – identifying producers, consumers, predator and prey	
	Ecosystem Processes: I can predict the impacts of changes to food webs	
	Metals and Acids: I can identify the products of reactions between metals and acid, metals and water and use this to determine the reactivity of different metals	
	Energy: I can define the different types of energy transfer – conduction, convection and radiation – and give examples of each	
Energy: I can understand energy in terms of energy stores and energy transfers		

Year 8 Science Revision List Summer 2026

Revision Links

Cognito Science Lessons

<https://cognitoedu.org/home>

Reproduction - https://cognitoedu.org/coursesubtopic/b1-ks3-default_xRvZZItU

Chemical Reactions - https://www.cognitoedu.org/coursesubtopic/c1-ks3-default_mUxLSVpH

Light - https://cognitoedu.org/coursesubtopic/p1-ks3-default_xGVXGyHu

Separation Techniques - https://www.cognitoedu.org/coursesubtopic/c1-ks3-default_pYPKUhac

Electricity - https://www.cognitoedu.org/coursesubtopic/p1-ks3-default_HBLFjQIJ

Magnetism - https://www.cognitoedu.org/coursesubtopic/p1-ks3-default_fULyEKSh

Ecosystem Processes - https://www.cognitoedu.org/coursesubtopic/b1-ks3-default_kKFhqfWj

Metals & Acids - https://www.cognitoedu.org/coursesubtopic/c1-ks3-default_cyHbVprZ

Energy - https://www.cognitoedu.org/coursesubtopic/p1-ks3-default_MOHhwIJB

BBC Bitesize

Reproduction - <https://www.bbc.co.uk/bitesize/topics/zybbkqt>

Reactions - <https://www.bbc.co.uk/bitesize/topics/zypsgk7>

Separation techniques - <https://www.bbc.co.uk/bitesize/topics/zych6g8>

Electricity & Magnetism - <https://www.bbc.co.uk/bitesize/topics/zgy39j6>

Ecosystem processes - <https://www.bbc.co.uk/bitesize/topics/zxhhvcw>

Metals & acids - <https://www.bbc.co.uk/bitesize/topics/z3ksp4j>

Energy - <https://www.bbc.co.uk/bitesize/topics/zc3g87h>

Light - <https://www.bbc.co.uk/bitesize/topics/zm9mxbk/articles/ztmosp4j>

Working Scientifically - <https://www.bbc.co.uk/bitesize/topics/zb8fn9q>

Year 8 Geography Revision List Summer 2026

Exam information:

- **Time:** 50 mins
- **Marks:** Out of 45 marks
- **Question type:** There will be a variety of short questions, match up questions, 4 mark questions, 6 and a 9 mark question with additional 3 marks on Spelling Punctuation and Grammar.
- **Additional Information:** There are 8 marks from Y7 topics

Topic	Revised?
The Water Cycle	
Land use model (Burgess Model) and Settlement hierarchy	
Rainforest distribution and characteristics	
Reasons why tourism has grown	
Coastal processes (Erosion, transportation and deposition)	
Coastal landforms	
Coastal management (Hard engineering and Soft engineering)	
Demographic Transition Model (DTM)	
Causes, effects and impacts of migration	
Types of plate margins and the processes that happen on them.	

Revision Links

- <https://www.bbc.co.uk/bitesize/guides/z4bk7ty/revision/1> Water cycle key terms
- <https://senecalearning.com/en-GB/revision-notes/ks3/geography/national-curriculum/14-1-4-the-land-use-model> Land Use model (Burgess Model)
- <https://www.internetgeography.net/topics/what-is-a-settlement-hierarchy/> Settlement hierarchy
 - <https://www.bbc.co.uk/bitesize/guides/zq4hvcw/revision/2> Types of tourism
 - <https://www.bbc.co.uk/bitesize/articles/znsnpn9q#zjmx6g8> Impacts of tourism
 - <https://www.bbc.co.uk/bitesize/guides/z2234j6/revision/1> Coastal management
 - <https://www.bbc.co.uk/bitesize/guides/ztvtdmn/revision/1> Push and pull factors
 - <https://www.bbc.co.uk/bitesize/guides/zggbxfr/revision/2> Impacts of migration
 - <https://www.bbc.co.uk/bitesize/guides/z2vjxsg/revision/3> Plate margins

Year 8 History Revision List Summer 2026

Exam information:

Time: 50 minutes

Question type:

- Multiple choice
- Describe questions
- Explain the significance questions
- Interpretation questions
- Source questions

Additional information:

Students should use their books, BBC bitesize and the revision resource given to them in lesson to revise the following topics in detail. Multiple choice questions will test knowledge from throughout the year so overview reading should also be completed at home.

Topic	Revised
The British Empire	
Causes of the English Civil War	
Abolition of Slavery	
The Peasants' Revolt (Year 7 Topic)	

Revision Links

The British Empire - [What was the British Empire? - BBC Bitesize](#)

English Civil War - <https://www.bbc.co.uk/bitesize/topics/zk4cwmn/articles/zxxgg7h#z9q9jfr>

Abolition of Slavery - <https://www.bbc.co.uk/bitesize/articles/zn7rbqt#zbnfyf82>

The Peasant's Revolt - <https://www.bbc.co.uk/bitesize/articles/zyb77yc>

Year 8 Religious Studies Revision List Summer 2026

Exam information:

The RS exam will assess you on the units of work you have learnt in Year 7 and 8. There will be 5 question types in the exam. The exam will be one paper and 50 minutes long. You will need a pen, pencil and ruler.

The questions below test your knowledge and understanding of what you have learnt.

1-mark question- multiple choice question

2-mark question- will always begin with 'Give two...' or 'Name two...'

4-mark question- will ask for two developed beliefs or teachings. It always begins with 'Explain two...'

6-mark question- will ask for two developed beliefs or teachings plus a reference to a text or a specific example. It always begins with the command words 'Explain two...'. In addition, it will also ask you to 'Refer to a specific holy book or example.'

You will also have a 12-mark question. This will test your analytical and evaluative skills. It will always begin with a statement and then will ask you evaluate the statement. There will be bullet points guiding you how to structure your answer. In class teachers have asked you to structure your answer with 5 paragraphs. The focus of the paragraphs should be:

1. Agree 2. Disagree 3. Agree 4. Disagree 5. Conclusion

Each paragraph should be constructed with four sentences:

1.Point 2. Evidence 3. Explanation 4. Evaluation (A sentence that evaluates (assesses) how strong the argument is in relation to the statement.

Topic	Revised ?
1. Year 8 Inspirational people (What does it mean to be inspirational? Who is Ghandi? Who is Rosa Parks? Who is Martin Luther King? Who is Emmeline Pankhurst? Who is Oscar Romero?)	
2. Year 8- What does it mean to be part of the Hindu community? (Hindu God and Goddesses, Life after Death, Places of Worship, Puja, Festivals and Pilgrimage)	
3. Year 8- How do we make moral decisions? (Natural moral law, Holy Books, Forgiveness, Situation Ethics, Animal rights)	
4. Year 7- What does it mean to be part of a community? (Why is it important to belong to a community? What unites and divides a community? What are my rights and responsibilities in my community? What can we learn from religious communities?)	
5. Year 7- What are the key beliefs and practices in Christianity? (How does Christianity begin? Who is Jesus? What is the Bible? What are the different Christian denominations? What are key festivals in Christianity?)	
6. Year 7- What are the key beliefs in Islam? (How do Muslims worship God? What do Muslims believe about life after death? What is Sawm?)	

Revision Links

Knowledge organisers <https://greatsankey.org/curriculum/knowledge-organisers>

BBC bitesize <https://www.bbc.co.uk/bitesize/subjects/zh3rkqt>

Seneca learning <https://senecalearning.com/en-GB/revision-notes/ks3/religious-studies/national-curriculum>

National Oak Academy <https://www.thenational.academy/teachers/programmes/religious-education-secondary-ks3-l/units>

Education quizzes <https://www.educationquizzes.com/ks3/religious-education/>

Year 8 French Revision List Summer 2026

Exam information:

Time: 50 minutes

Topic

Revised
?

- **Holiday locations + countries**
- **Sports (types of sport and how often)**
- **TV genres and opinions**
- **Music genres and opinions**
- **Phones/technology**
- **Risks of the internet**
- **Recognising verbs in the past tense**

Revision Links

Useful revision resources:

Knowledge organisers (all three terms)

Exercise book(s)

Websites:

<https://www.languagenut.com/en-gb/>

<https://www.bbc.co.uk/bitesize/topics/zjx947h/articles/z4xjrj6>

Revision Tips

Create something new: Just sitting and re-reading your notes isn't revision! Make something new - a knowledge organiser, a concept map, flashcards, a quiz... anything that makes you work with the knowledge actively.

Don't forget to practise: Reading French is important to get comfortable with extended pieces of writing. Use the activities on languagenut / BBC Bitesize (links above) to practise reading and to revise vocabulary.

Not feeling motivated? Revise little and often: If you struggle to revise for extended periods of time, try to revise for a few minutes each day instead. You could use flashcards to test yourself on key vocabulary and verbs.

Year 8 Spanish Revision List Summer 2026

Exam information:

Time: 50 minutes

Topic	Revised ?
<ul style="list-style-type: none">• Town: Places in a town, Activities in a town, descriptions of a town.• Food: Food and drinks, traditional Spanish dishes/tapas, opinions on food• Holidays: past tense key verbs (went etc) places, transport, accommodation.• TV, Films & cinema: genres of programs and films, opinions• Technology: what we use a mobile phone for eg. Download music	

Revision Links

Useful revision resources:

Knowledge organiser

Exercise book

Websites – <https://www.languagenut.com>

Revision Tips

Create something new: Just sitting and re-reading your notes isn't revision! Make something new - a knowledge organiser, a concept map, flashcards, a quiz... anything that makes you work with the knowledge actively.

Don't forget to practise: Practising written responses is important to get comfortable with extended pieces of writing. Use the past papers from the exam boards and example questions provided by your class teacher.

Not feeling motivated? Revise little and often: If you struggle to revise for extended periods of time, try to revise for a few minutes each day instead. You could use quotation banks or flashcards to test yourself on key quotes and writing WHAT HOW WHY paragraphs.

You can do this!

What to do if you feel stressed:

- **Take a break**
- **Talk to your subject teacher** – all teachers want to help you
- Ask an **adult in the home** to help you
- **Go outside**, fresh air can regulate our nervous system
- Do some **exercise**, get the endorphins flowing
- Remind yourself you are not born an expert – **revising takes practice**, you will not remember it after one attempt
- **Failing is growing**, don't be afraid to get things wrong
- **Meditate**, youtube and spotify has lots of great meditation sessions and it helps!
- **Talk to a friend**, support them and they can support you.

Notes:

Notes: