



Welcome
to Textiles
GCSE.

How will I be assessed?



Over the two year course you will be assessed against our 4 assessment objectives for both your **coursework (60%)** and your final **exam (40%)**.

A01- Artists research and analysis.

A02- Experimenting with a range of materials.

A03- Ideas, photography and drawing.

A04- Final outcomes and links back through your A01-3.

Exam information:

You will start your exam project in January of year 11.

Exam time: **10 hours** to make a final outcome.

Career Links

The creative industries are one of the **fastest growing parts of the UK economy**. Opting for one of our visual arts courses can open the door to a career in **architecture, games design, art therapy, illustration, web design, interior design, photography, fashion design, fashion purchasing, advertising** and much more.

Students in the past have gone on to study Women's Fashion Design, History of Art, Fashion Styling and Promotions, Photography, Fine Art, Architecture, Make-up Design and Special Effects, Teacher Training, Fashion Buying and Merchandising, Illustration, Surface Pattern Design and Graphic Design.



A01 - Artist research and ideas.

ARTIST RESEARCH -
 Ruby Silvius was born in Tacloban city in the Philippines. Her work has been exhibited internationally and has won numerous awards. Silvius studied Fine Arts and Architecture in the Philippines. She has been exhibiting her work in the Hudson Valley and Capital region since 1986. Silvius has also won a 'People's Choice Award' for her series '65 days of sea'. In 1986, she moved to Aengars and worked as an architectural draftsman before getting degrees in business administration and marketing management.


Ruby Silvius



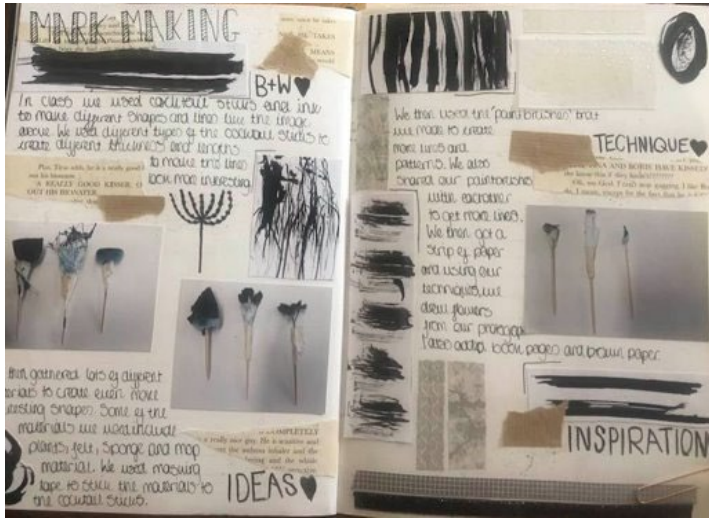
I think that this one is my favourite one because of the vibrant colours. I also like the way I did with the white acrylic paint. I love how the pink and yellow blended.





To create these tea bags inspired by Ruby Silvius, I had to dry the tea bags out and then empty the contents before drawing the outline on in pencil. Then I used watercolour for the solid colours before adding finer and white acrylic paint to add detail. Personally my favourite is the top one as I like the vibrant colours I used.




A02 - Experimenting .



A03-Recording your ideas .



A04-Final piece.





Visiting artist Ian Murphy. GCSE high achievers workshop days.

20 of our highest
achievers are invited
to our 2 day
workshop with Ian.
It is a fantastic
opportunity to learn
from an established
artist.



Conway – Residential






Ao1: Artists research and ideas looking at artists who have been inspired by nature. They need to link to your theme and or material.



Ao2: Material testing looking at natural forms. This is a very small sample of what was explored and evaluated.



Ao3: Photography and drawing. Your drawings should take on many styles and your photos should explore a wide variety of viewpoints and compositions.



Ao4: Your final piece needs to combine Ao1, 2 & 3 and make sense to your learning journey. High quality control and understanding needs to be clearly evidenced.