













Year 9
Revision Lists

Learning = a change in long-term memory








“if nothing has changed nothing has been learned”

Meaningful learning is about producing organised, coherent and integrated mental models that allow people to make inferences and apply their knowledge. (Karpicke, J. 2012)

THE BENEFITS:

- | | | | |
|--|---|--|---|
| ① Retrieval practice aids later retention
“every time you retrieve a memory it becomes deeper, stronger and easier to access in the future” |  | ⑤ Testing improves transfer of knowledge to new contexts |  |
| ② Testing identifies gaps in knowledge |  | ⑥ Facilitates retrieval of material that wasn't tested |  |
| ③ Testing causes students to learn more from the next learning episode |  | ⑦ Improves metacognition |  |
| ④ Testing produces better organisation of knowledge |  | ⑧ Prevents interference from previous material when learning new content |  |
| | | ⑨ Provides valuable feedback to teachers |  |
| | | ⑩ Regular testing encourages students to study more |  |

Retrieval Practice Principles (TOM SHERRINGTON)

- | | | | |
|---|---|---|---|
| ① Involve everyone in the retrieval practice and review process
“Good techniques involve all students checking their knowledge.” |  | ⑤ Vary the diet and mix it up
“This will allow students to explore their schema in different ways, strengthening future recall.” |  |
| ② Make checking and correcting accurate and easy to do
“The best person to mark the test is the person who has just took it.”
- Dylan William |  | ⑥ Make it time efficient
“A good technique can be used repeatedly in an efficient manner without dominating whole lessons.” |  |
| ③ Specify the knowledge
“It's better if students know the set of knowledge any retrieval will be based on, so they can study, prepare and self-check.” |  | ⑦ Make it workload efficient
“The best methods do not involve the teacher checking the students' answers, creating unsustainable workload.” |  |
| ④ Keep it generative
“Students need to explore their memory to check what they know and understand. This means closing the books and making students think for themselves.” |  | <p>“The closer you are to forgetting a piece of information, the more likely it is that you will benefit from revisiting it.”
 BUSH & WATSON (2019)</p> | |

Revision Schedule

	Monday	Tuesday	Wednesday	Thursday	Friday	Saturday	Sunday
8:00							
9:00							
10:00							
11:00							
12:00							
13:00							
14:00							
15:00							
16:00							
17:00							
18:00							
19:00							
20:00							
21:00							

Year 9 English Revision List June 2026

Exam information:

Your exam will last 50 minutes.

There are two sections:

Section A: Lord of the Flies

You will be asked to answer some comprehension questions on the novel Lord of the Flies and then an extended response on an extract from Lord of the Flies. This could be a question on a character or a theme. The extract will be printed in your assessment booklet.

Section B: Section B: The Art of Rhetoric (Writing)

You will demonstrate your knowledge of rhetoric by writing the opening of a speech linked to a topic you have studied.

Topic	Revised ?
<p>Year 9: Lord of the Flies</p> <p>Plot (what is happening in the extract)</p> <ul style="list-style-type: none"> •Characterisation (how a character is presented in the extract and the wider novel) •Theme (how a theme is presented in the extract and the wider novel) •How a writer has used language for effect •How a writer uses structure for effect (What structural techniques has the writer used and why?) •What context influenced a writer and how it is presented in a text 	
<p>Year 9: The Art of Rhetoric (Writing)</p> <ul style="list-style-type: none"> •Plan for a particular argument or point of view (What are the big ideas linked to the topic?) •Demonstrate your understanding of ethos, pathos and logos by crafting your writing to achieve these effects. Create ethos, pathos and logos •Craft your writing for a particular purpose and audience (Who are you speaking to? What tone or persona should you include?) •Use a range of rhetorical methods such as rhetorical questions, anaphora and statistics to create your argument. 	

Revision Links

- [Lord of the Flies by William Golding - KS3 English - BBC Bitesize](#)
- [How to plan and draft your writing for KS3 English students - BBC Bitesize](#)
- [Writing to persuade guide for KS3 English students - BBC Bitesize](#)
- [How to build an argument for KS3 English students - BBC Bitesize](#)
- [How to write a speech for KS3 English students - BBC Bitesize](#)

Year 9 Maths CORE Revision List Summer 2026

Exam information:

There are two 45-minute papers.

Paper 1 is the Non-Calculator Paper.

Paper 2 is the Calculator Paper.

You will need all mathematical equipment.

There are two separate revision lists available for Mathematics: one for the Core curriculum and one for the Extension curriculum. If

you are unsure which list applies to you, it is important that you speak with your Mathematics teacher as soon as possible to confirm which revision list you should be using.

Topic	Revised?
Averages (mean, median, mode and range) Bank statements Changing the subject of a formula Coordinates Direct proportion (recipe questions) Drawing linear graphs from table of values Expanding brackets (single and double) Finding the estimated mean from a grouped frequency table Finding the gradient of a straight line and the y intercept Finding the reciprocal of a number Fractions, decimals, percentage conversions Fractions of amounts Function machines Inverse proportion problems Nth term of a linear sequence Order of operations Percentage of an amount Percentages problems (including reverse percentages) Pictograms Ratio (including notation, sharing, form 1:n, writing ratio as fractions) Representing inequalities on a number line and solving inequalities Rounding Scatter graphs Simplifying fractions Solving equations (including unknowns on both sides) Square numbers and square roots (up to 15) Substitution Using a calculator Volume of cuboids	

Revision Links

[Sparx Maths](#)

[Corbett Maths](#)

[BBC Bitesize Learning](#)

[Oak National Academy](#)

[Third Space Learning](#)

[Maths Genie](#)

Year 9 Maths EXTENSION Revision List Summer 2026

Exam information:

There are two 45-minute papers.

Paper 1 is the Non-Calculator Paper.

Paper 2 is the Calculator Paper.

You will need all mathematical equipment.

There are two separate revision lists available for Mathematics: one for the Core curriculum and one for the Extension curriculum. If

you are unsure which list applies to you, it is important that you speak with your Mathematics teacher as soon as possible to confirm which revision list you should be using.

Topic	Revised?
Area of circles and area of sectors · Averages (mean, median, mode and range) · Changing the subject of a formula · Converting recurring decimals to fractions · Estimated mean from grouped data · Equations of a straight line ($y = mx + c$, including parallel and perpendicular lines) · Expanding brackets (single, double, and triple) · Fractional indices · Histograms · Inverse proportion word problems (not including k) · Nth term of a linear sequence · Order of operations · Percentage problems · Product of prime factors · Ratio (all: notation, sharing, 1:n, map scales, etc.) · Reciprocal · Representing inequalities on a number line · Rounding · Scatter graphs · Setting up and solving equations · Simplifying surds · Solving equations (including with unknowns on both sides) · Solving inequalities · Standard form · Upper and lower bounds · Using a calculator	

Revision Links

[Sparx Maths](#)

[Corbett Maths](#)

[BBC Bitesize Learning](#)

[Oak National Academy](#)

[Third Space Learning](#)

[Maths Genie](#)

Year 9 Science Revision List June 2026

Exam information:

**100% of the test will be the topics you have completed in Year 9
(These may not all come up)**

Biology

- Cells - <https://www.bbc.co.uk/bitesize/guides/z84jtv4/revision/1>
- Transport in Cells - <https://www.bbc.co.uk/bitesize/guides/zc7k2nb/revision/1>
- Organisation in living organisms (Digestive System) - <https://www.bbc.co.uk/bitesize/guides/zyptv9q/revision/1>

Chemistry

- Separation Techniques - <https://www.bbc.co.uk/bitesize/guides/zpbkh39/revision/1>
- Using Resources - <https://www.bbc.co.uk/bitesize/guides/zgqhcj6/revision/1>
- Rates of Reaction - <https://www.bbc.co.uk/bitesize/guides/z3nbqhv/revision/1>
- Exothermic and Endothermic Reactions - <https://www.bbc.co.uk/bitesize/guides/zwfr2nb/revision/1>

Physics

- Energy - <https://www.bbc.co.uk/bitesize/topics/zycbsrd/articles/znhtywx>
- Forces - <https://www.bbc.co.uk/bitesize/guides/zpqngdm/revision/1>
- Waves - <https://www.bbc.co.uk/bitesize/topics/zcwkgdm/articles/zkmrwsg>

Useful revision resources:

- Knowledge organisers
- Exercise book and resources from class
- Websites: BBC Bitesize - see above, there are also good YouTube videos on most topics now
- www.kerboodle.com (Log in can be provided by class teacher) - the class textbooks are available on this site

Revision Tips

- **Create something new:** Just sitting and re-reading your notes isn't revision! Make something new - a knowledge organiser, a concept map, flashcards, a quiz... anything that makes you work with the knowledge actively.
- **Don't forget to practise:** Practising written responses is important to get comfortable with extended pieces of writing. Use the past papers from the exam boards <https://cognitoresources.org/resources/ks3/science> and example questions provided by your class teacher.
- **Not feeling motivated? Revise little and often:** If you struggle to revise for extended periods of time, try to revise for a few minutes each day instead. You could use quotation banks or flashcards to test yourself on key quotes and writing WHAT HOW WHY paragraphs.

History Revision List Summer 2025

Exam information:

Students will sit a 50-minute exam and will be expected to answer the following styles of questions as practiced in class:

- Multiple choice
- Describe questions
- Explain the significance questions
- Interpretation questions
- Source questions

Students should use their books, BBC bitesize and the revision resource given to them in lesson to revise the following topics in detail. Multiple choice questions will test knowledge from throughout the year so overview reading should also be completed at home.

Topic	Revised?
Emeline Pankhurst and the Suffragettes	
The Treaty of Versailles	
Education in Nazi in Germany	
English Civil War (Year 8 Topic)	
Magna Carta (Year 7 Topic)	

Revision Links

Emeline Pankhurst - <https://www.bbc.co.uk/bitesize/articles/zh7kdxs#zxy2m39>

The Treaty of Versailles - <https://www.bbc.co.uk/bitesize/articles/zxjg3j6>

Education in Nazi Germany - <https://www.bbc.co.uk/bitesize/guides/zp3p82p/revision/3>

English Civil War - <https://www.bbc.co.uk/bitesize/topics/zk4cwmn/articles/zxxgg7h#z9q9jfr>

Magna Carta - [King John and the Magna Carta - The Magna Carta - KS3 History - homework help for year 7, 8 and 9. - BBC Bitesize](#)

Religious Studies Year 9 Revision List Summer 2026

Exam information:

The RS exam will assess you on the units of work you have learnt in Year 7, 8 and 9. There will be 5 question types in the exam. The exam will be one paper and 50 minutes long. You will need a pen, pencil and ruler.

The questions below test your **knowledge and understanding** of what you have learnt.

1-mark question- **multiple choice** question

2-mark question- will always begin with **'Give two...'** or **'Name two...'**

4-mark question- will ask for two developed beliefs or teachings. It always begins with **'Explain two...'**

6-mark question- will ask for two developed beliefs or teachings plus a reference to a text or a specific example. It always begins with the command words **'Explain two...'**. In addition, it will also ask you to **'Refer to a specific holy book or example.'**

You will also have a **12-mark** question. This will test your **analytical and evaluative skills**. It will always begin with a statement and then will ask you **evaluate the statement**. There will be bullet points guiding you how to structure your answer. In class teachers have asked you to structure your answer with **5 paragraphs**. The focus of the paragraphs should be:

1. Agree 2. Disagree 3. Agree 4. Disagree 5. Conclusion

Each paragraph should be constructed with four sentences:

1.Point 2. Evidence 3. Explanation 4. Evaluation (A sentence that evaluates (assesses) how strong the argument is in relation to the statement.

Topic	Revised?
1. Year 9- Religion and the Media (What is the media? How is religion portrayed in the media? How does the media impact religion? Should the media be censored on matters of religious belief?)	
1. Year 9- Being Human (Is it right to test on animals? Is the death penalty acceptable? Is sometimes necessary to go to war?)	
1. Year 9- Religion and Science (How do religions explain the existence of the universe and human life? How does science explain the existence of the universe and human life? Do miracles happen? Are religion and science compatible?)	
1. Year 8- Inspirational people (What does it mean to be inspirational? Who is Ghandi? Who is Rosa Parks? Who is Martin Luther King? Who is Emmeline Pankhurst? Who is Oscar Romero?)	
1. Year 7- What are the key beliefs and practices in Christianity? (How does Christianity begin? Who is Jesus? What is the Bible? What are the different Christian denominations? What are key festivals in Christianity?)	
1. Year 7 and 9- What are the key beliefs in Islam? (How does Islam begin? What are the different groups in Islam? How do Muslims worship God? What is Salah? What is Sawm?)	

Revision Links

1. Knowledge organisers <https://greatsankey.org/curriculum/knowledge-organisers>
2. BBC bitesize <https://www.bbc.co.uk/bitesize/subjects/zh3rkqt>
3. Seneca learning <https://senecalearning.com/en-GB/revision-notes/ks3/religious-studies/national-curriculum>

Y9 Geography Revision List Summer 2026

Exam information:

- The exam is out of 45 marks
- There are 12 marks from Y7 and Y8 topics
- There will be a variety of short questions, match up questions, 4-mark questions and a 9-mark question with additional 3 marks for spelling, punctuation and grammar.

Topic	Revised?
Hard and soft engineering – Rivers (Y7 retrieval)	
Land use model (Burgess Model) and Settlement hierarchy (Y7 retrieval)	
Renewable vs Non-renewable energy (Y8 retrieval)	
Types of tourism (Y8 retrieval)	
Plate margins (Y8 retrieval – constructive, conservative, destructive and collision)	
Push and pull factors to migration (Y8 retrieval)	
Types of extreme weather	
Causes and effects of climate change	
3Ps (planning, prediction and protection – Tropical storms)	
TNCs	
Globalisation and transport	
Types of regeneration	
Effects of regeneration – Liverpool One and Albert Docks	
Plant and animal adaptations (tropical rainforest, polar and desert environments)	
Ecosystems and food chains	
Glacial Processes (erosion, transportation and deposition)	

Revision Links

- <https://senecalearning.com/en-GB/revision-notes/ks3/geography/national-curriculum/14-1-4-the-land-use-model> Land Use model (Burgess Model)
- <https://www.internetgeography.net/topics/what-is-a-settlement-hierarchy/> Settlement hierarchy
 - <https://www.bbc.co.uk/bitesize/guides/zq4hvcw/revision/2> Types of tourism
 - <https://www.bbc.co.uk/bitesize/guides/z2vjxsg/revision/3> Plate margins
 - <https://www.bbc.co.uk/bitesize/guides/zg4tfrd/revision/3> Hard vs soft engineering
 - <https://www.bbc.co.uk/bitesize/guides/zp2j39q/revision/1> Glacial processes
 - <https://www.bbc.co.uk/bitesize/guides/zfmy4j/revision/4> Animal adaptations - deserts
- <https://www.youtube.com/watch?v=e3V2SlBn36A> Effects of regeneration – Liverpool One
 - https://www.youtube.com/watch?v=dD_vyptah-g Effects of globalisation

Y9 French Revision List Summer 2026

Topics you should revise:

Unit 1 - Me, my family & friends: family members, adjectives to describe self and others (physical appearance & personality and character) & relationships with others.

Unit 2 - House, home & region: different types of accommodation/places where people live, compass points, rooms in the house, furniture, places in a town, descriptions of a town, types of shops.

Unit 3 – My studies: opinions on school subjects, school routine, school facilities, describing school uniform & school rules.

Unit 4 – Free time: TV, film, music, sports, present tense verbs & past tense verbs.

Unit 5 – Food & drink: food and drink items, the partitive article, opinions on food & drink, mealtimes

Useful revision resources:

- Knowledge organiser
- Exercise book
- Websites – include links e.g. [Languagenut](https://www.languagenut.com/), [Duolingo](https://www.duolingo.com/), [wordreference.com](https://www.wordreference.com/), [BBC Bite Size](https://www.bbc.com/learning-a-foreign-language/bite-size)

Revision Tips

•**Create something new:** Just sitting and re-reading your notes isn't revision! Make something new - a knowledge organiser, a concept map, flashcards, a quiz... anything that makes you work with the knowledge actively.

•**Don't forget to practise:** Practising written responses is important to get comfortable with extended pieces of writing. Use the past papers from the exam boards and example questions provided by your class teacher.

•**Not feeling motivated? Revise little and often:** If you struggle to revise for extended periods of time, try to revise for a few minutes each day instead. You could use quotation banks or flashcards to test yourself.

Y9 Summer Revision List Summer 2026

Topics you should revise

Unit 1 - Free time: Opinions on free time activities (hobbies, sports, cinema, Tv & music)

Unit 2 - Food/drink: different food/drink items, opinions of food/drink, mealtimes - breakfast/lunch/dinner, ordering food at a restaurant.

Unit 3 - Family/friends: family members, describing self & others (physical descriptions & character), using the verbs SER & TENER, relationships with friends/family.

Unit 4 - Home & Town: different types of accommodation/places where people live, compass points, rooms in the house, furniture, positive and negative aspects of a town, environmental issues and solutions.

Unit 5 - School: Opinions on school subjects, school day and routine, school facilities, jobs and future careers

Useful revision resources:

- Knowledge organiser
- Exercise book
- Websites – include links e.g. [Languagenut](https://www.languagenut.com), [Duolingo](https://www.duolingo.com), [wordreference.com](https://www.wordreference.com)

Revision Tips

•**Create something new:** Just sitting and re-reading your notes isn't revision! Make something new - a knowledge organiser, a concept map, flashcards, a quiz... anything that makes you work with the knowledge actively.

•**Don't forget to practise:** Practising written responses is important to get comfortable with extended pieces of writing. Use the past papers from the exam boards and example questions provided by your class teacher.

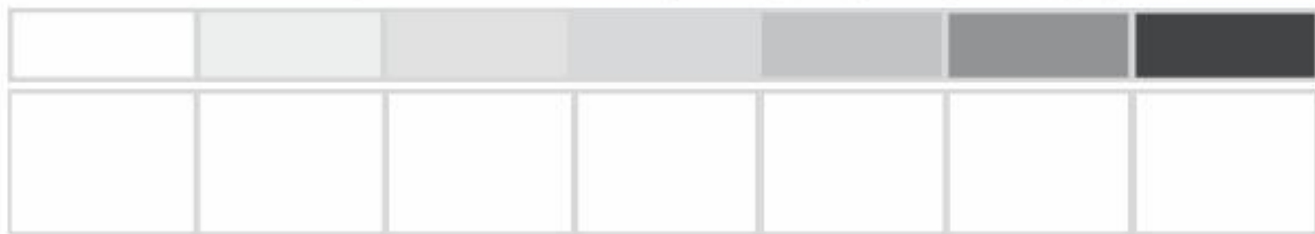
•**Not feeling motivated? Revise little and often:** If you struggle to revise for extended periods of time, try to revise for a few minutes each day instead. You could use quotation banks or flashcards to test yourself on key quotes and writing WHAT HOW WHY paragraphs.

Grid Drawing Revision


Keywords: Add the keywords to the following definitions. (Highlights, Value, Reference, Sketching)

	Drawing quickly and lightly to plan out ideas.
	How light or dark an area is in a drawing or artwork.
	The lightest parts of a drawing or artwork.
	a source of information or inspiration that an artist uses as a guide while creating a work- such as an image.

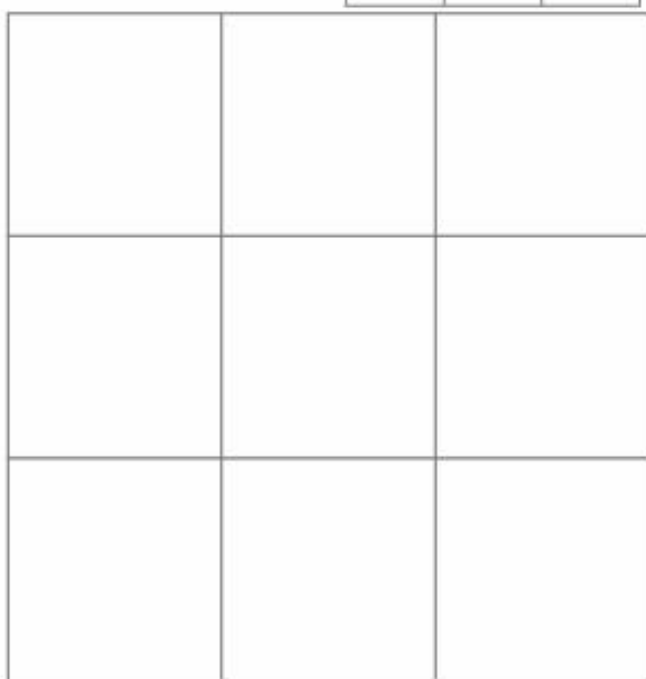

Tonal Scale: Practice shading the Tonal Scale below by copying the shades of grey you can see in the example. Remember you can make an area of shading darker by adding more layers or applying more pressure.




The grid method is a drawing technique where you break an image into smaller squares to help copy it more accurately. Artists use it to improve proportion, focus on detail, and make it easier to draw complex subjects step by step.



Grid Use the grid method to carefully copy the sections of flower, one box at a time. Focus on accuracy in shape and proportion, and use a range of mark
Drawing Practice: making techniques (like shading, hatching, and texture) to add detail and tone.



Grid Drawing Revision



Mark Making:

Carefully copy the sections of pattern. Focus on accuracy in shape, and try to replicate the mark making techniques you see.

Grid Drawing Practice: Use the grid method to carefully copy the sections of flower, one box at a time. Focus on accuracy in shape and proportion, and use a range of mark making techniques (like shading, hatching, and texture) to add detail and tone where needed.

