

The Student/Parent Guide to using



Google Classroom
@GSHS

Hello GSHS! The school will be using google classroom with all students after the Easter holiday so we can set specific subject work with clear deadlines for your son/daughter. You can find the google classroom codes, arranged in year order just below the link to this PDF and we will add more codes as we get them from staff. Remember that the class code to join a google classroom is different to your google “password”. After looking at this guide, please also check out our 3 “how to videos” for a visual guide on using google classroom as a student/parent. You can find the videos just below the links for the classroom codes. Happing googling to the Sankey community, thank you for your support and stay safe.

What is Google Classroom?

Think of Google Classroom (GC) as your/your child's digital link to learning.

Teachers use GC to share classwork, assignments, homework (set and mark), post announcements and much more with students AND parents/carers!

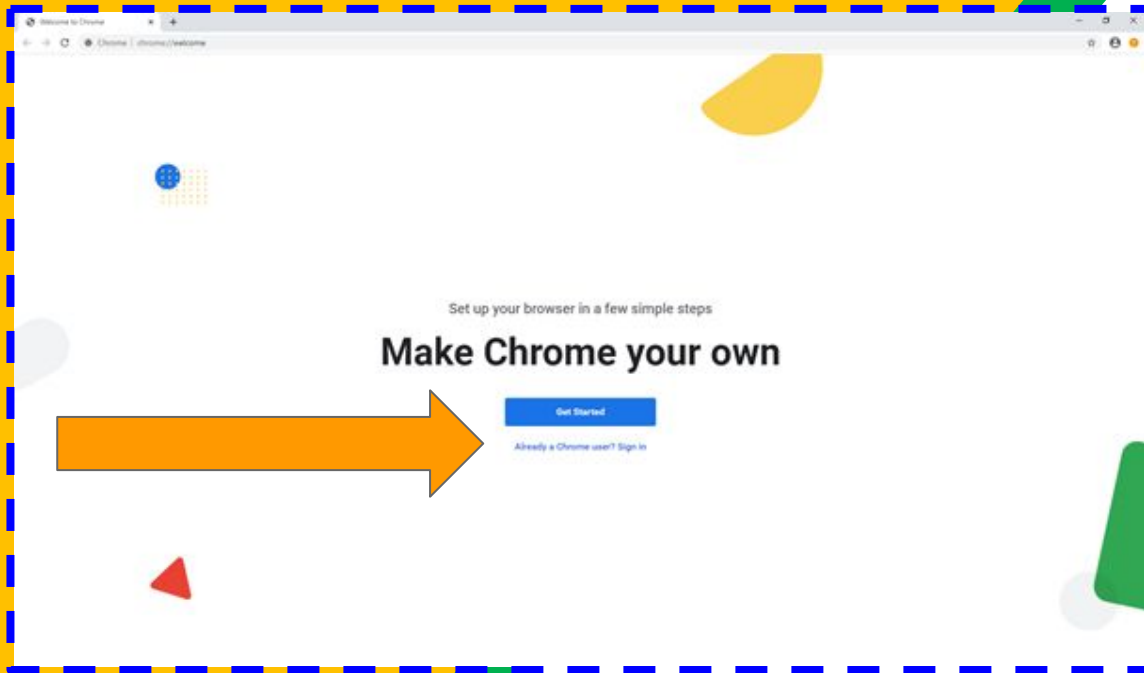
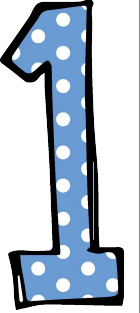


Getting Started



Your son/daughter has a school email and has been provided with a temp' google password for their yeargroup. These temp passwords can be found on the school website. **Please be aware, if your son/daughter has signed into google before, they have already chosen their own password and the temporary one will no longer be valid.**

Getting Started

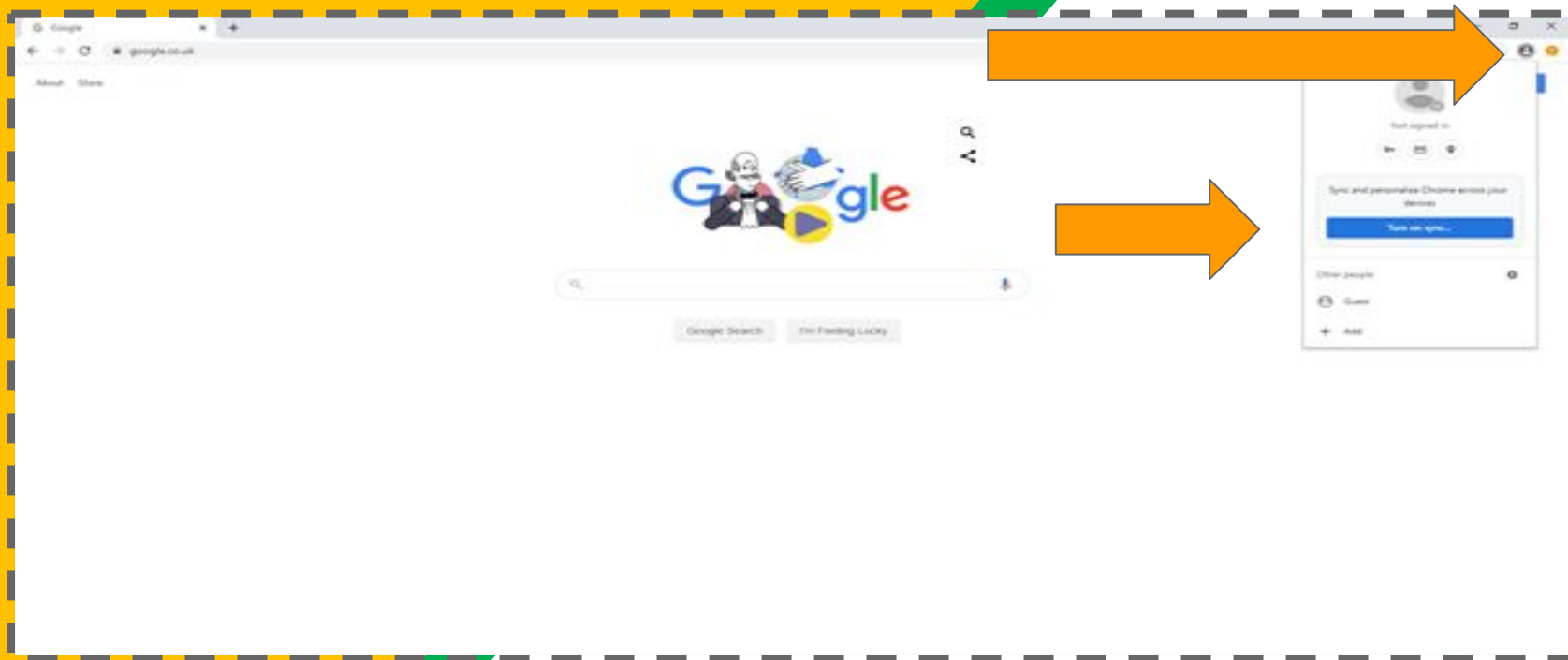


Open google chrome (never internet explorer or another browser)

1. If you see the screen to the left, then simply click "Already a chrome user? Sign in" and skip to step 3 (or slide 6)

Getting Started

2



1. If you see this screen, click the picture of the figure in the grey circle top right
2. Then click on "turn on sync"
3. Go to the next slide

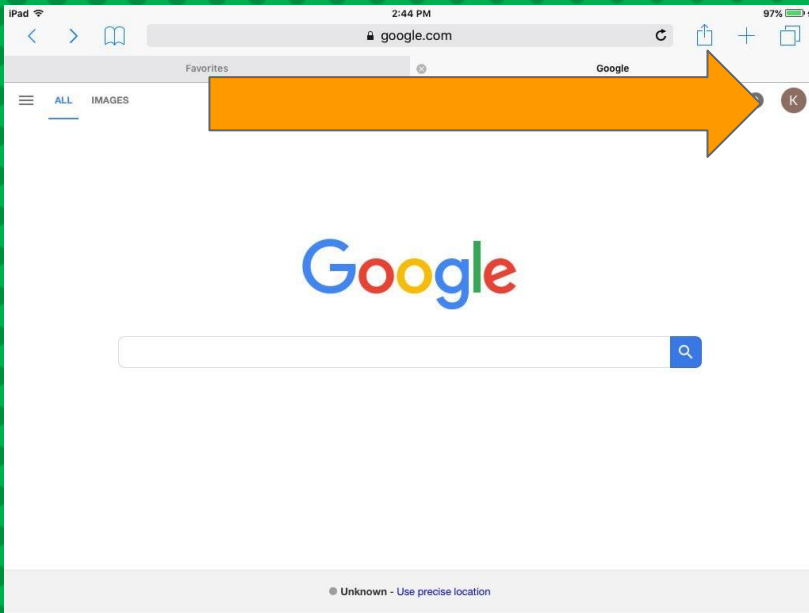
Getting Started

3



Use your school email then the temp Google password that you have been given by GSHS for your yeargroup/or if you have signed in before, the one you have chosen. This could be a different password that you use to access the school network/email.

4




NOW YOU'LL SEE

that you are back to the google homepage but are signed in. See top right for a little icon with your initial. Don't worry about doing this every time you want to work, google will generally keep you signed in so its easier the next time!

GOOGLE 5 SUITE

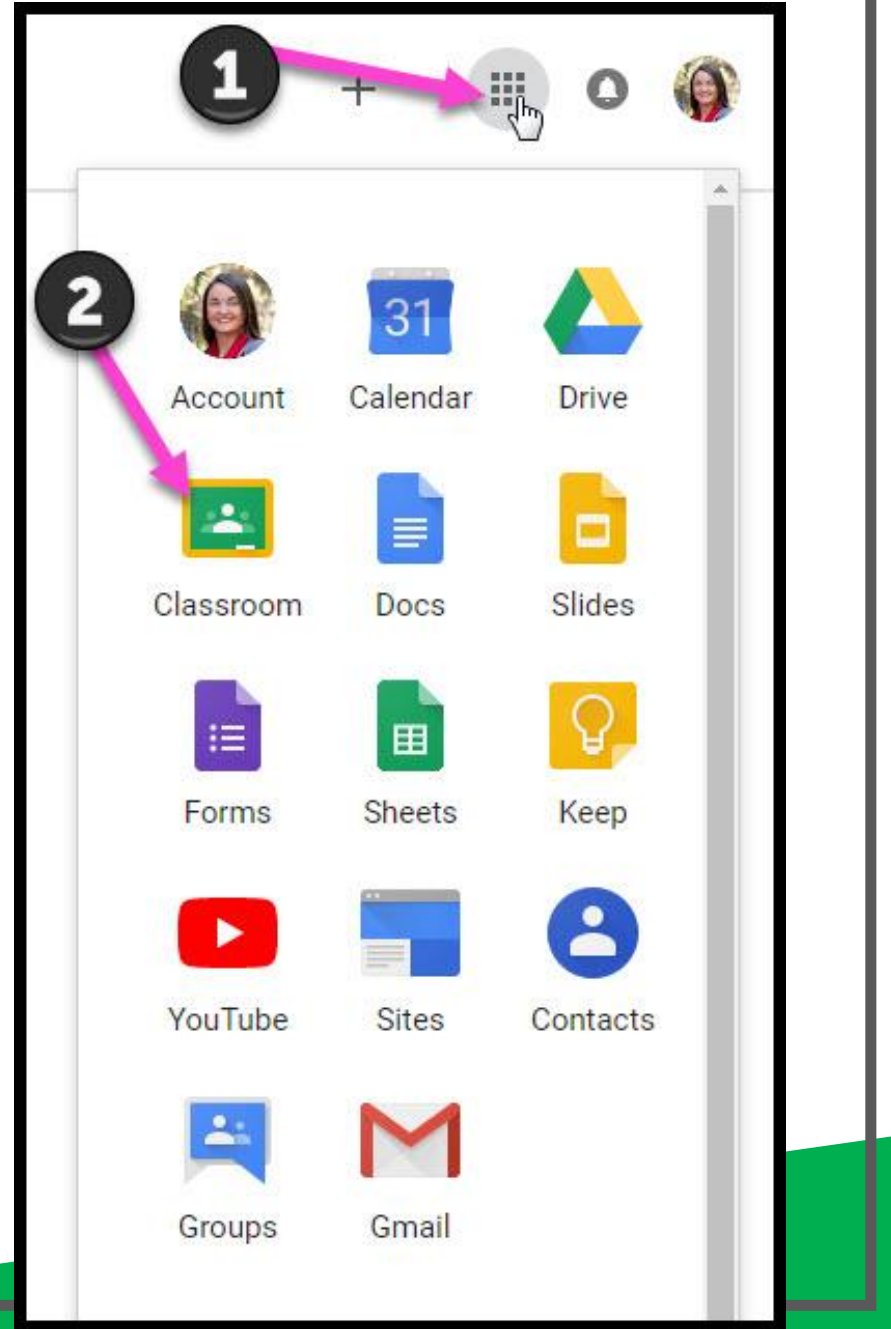
Click on the 9 squares
(Waffle/Rubik's Cube) icon in the
top right hand corner to see
the Google Suite of Products and click on
"Drive"



Navigating Classroom

1

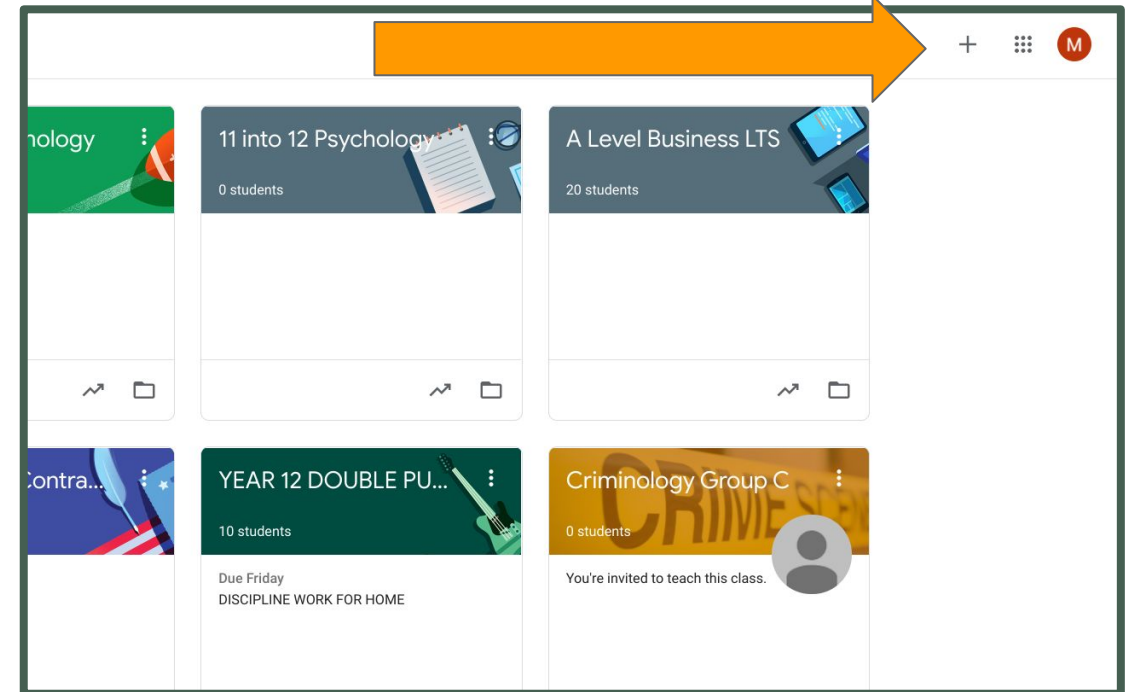
Once within your google drive, click on the waffle button again and then you will see the [Google Classroom](#) icon.




Navigating Classroom

2

Click on the class you wish to view. Or, if you are joining a class at GSHS for the first time, click the + sign top right, tell google you are a student, then "join" by entering the class code the teacher has provided on the GSHS website and wait for 30 seconds for the class to appear. This page will not show any classes until you have joined, entering the provided classroom codes.



Navigating Classroom





= High Interest for Parents

Once within a google classroom, use the numbers opposite to identify areas of interest within each classroom that you belong to. Two to point out:

8-Shows when work is imminently due

4-Will take you to class homeworks set by the teacher and any resources, the teacher has posted in support.

The screenshot shows a Google Classroom interface for a class named '3rd hour Science'. The interface includes a top navigation bar with a menu icon (1), the class name (2), and tabs for 'Stream' (3), 'Classwork' (4), and 'People' (5). On the right side of the top bar are a waffle button (6) and a profile picture (7). The main content area features a header with the class name and a background image of tools. Below the header is an 'Upcoming' section (8) with a post saying 'Woohoo, no work due soon!' and a 'View all' link. To the right of this is a 'Share something with your class...' input field. Below the 'Upcoming' section is a 'View class updates and connect with your class here' section (9) with a 'See when new assignments are posted' link.

- 1 Menu of Classes
- 2 Current Class
- 3 Announcements Page
- 4 Assignments 
- 5 Teacher(s) & Classmates
- 6 Waffle Button (App Directory)
- 7 Your account
- 8 Upcoming Assignments 
- 9 Updates from your teacher

Navigating Classroom



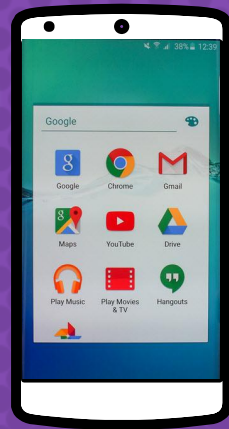
Assignment details provides everything your son/daughter needs to complete a piece of work including digital materials such as worksheets, PDF's or other documents. There is no need to write anything down in a planner as classroom also shows the date work is due and allows you to submit completed work online, directly to your teachers.

The screenshot shows the Classroom app interface. At the top, there are tabs for 'Stream', 'Classwork', and 'People'. Below the tabs, there are icons for 'View your work', 'Google Calendar', and 'Class Drive folder'. The main content area is divided into sections: 'All topics', 'Benchmark Tests', 'Daily Lesson Files', 'Assessments', 'Back to School', and 'Resources'. The 'Benchmark Tests' section shows a test titled 'STAR Math Benchmark Test - BOY' due on Sep 3. The 'Daily Lesson Files' section shows an assignment titled 'For the Week of September 2 - 6' due today. Below this, there are four PDF files: 'Day 1 - Multistep Equatio...', 'Day 2 - Variables on Both...', 'Day 3 - Infinite & No Solu...', and 'Day 4 - Algebraic Propor...'. A 'View Assignment' button is at the bottom.

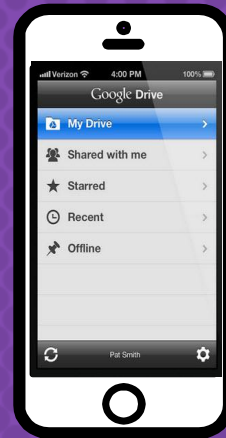
- 1 Classwork Tab
- 2 See your Grades
- 3 See Due Dates
- 4 View your files
- 5 Topics available
- 6 Topic Headings
- 7 Assignment Title
- 8 Assignment Due Date
- 9 Assignment Status
- 10 Attached files/links
- 11 Click to view assignment

ACCESS

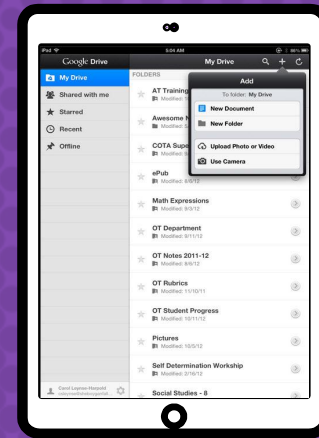
ANYWHERE



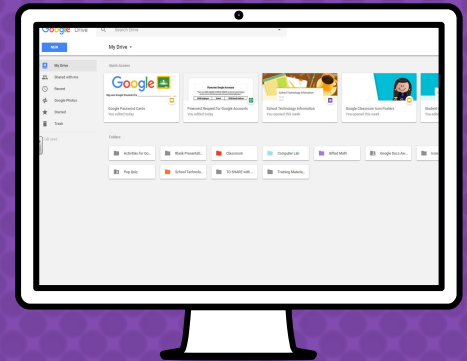
ANDROID



IPHONE



TABLET



DESKTOP



GOOGLE APP (students only)

Allows you to work on Google assignments from any device that is connected to the internet. When an assignment is set or a teacher makes a class announcement, students will receive a notification to their phone.



Download on the
App Store



GET IT ON
Google Play