

Summer 2 Spellings – Year 3










Week 1	Week 2	Week 3	Week 4	Week 5	Week 6
Words ending in the suffix -al	Words ending with an /zhur/ spelt with 'sure'	Words ending with a /chuh/ sound spelt with 'ture'	Words ending with a /cher / sound spelt with 'ture'	Silent letters revision	Silent letters revision
natural occasional actual accidental medical national capital vocal sensational personal	treasure measure pleasure enclosure closure leisure exposure pressure composure fissure	creature picture nature furniture capture culture moisture future gesture structure	lecture literature mature miniature mixture puncture sculpture signature temperature texture	island answer write wrapper knife knock thumb doubt half calm	build guide guard wheat whale honest whirl gnome gnaw surprise
Test: Monday 8 th June	Test: Monday 15 th June	Test: Monday 22 nd June	Test: Monday 29 th June	Test: Monday 5 th July	Test: Monday 12 th July

✳ Practising Spellings Can Be Fun! ✳











Summer 2 Spellings – Year 3

Learning your spellings doesn't have to be boring! Try these exciting ways to practise your words:

1.  **Bubble Writing** – Write your words in big, colourful bubble letters.
2.  **Stair Spelling** – Say each letter as you step up or down the stairs.
3.  **Post-it Power** – Write words on sticky notes and place them around your home.
4.  **Chalk It Up** – Write your spellings outside with chalk.
5.  **Silly Stories** – Create a funny or crazy story using as many spelling words as you can.
6.  **Look, Say, Cover, Write, Check** – A great classic method to practise carefully.
7.  **Sky Writing** – Use your finger to write words in the air.
8.  **Be the Teacher** – Test someone at home and check their spelling.
9.  **Magnetic Letters** – Build your words using fridge magnets.

Even More Fun Ideas!

11.  **Sing Your Spellings** – Make up a song or tune for your words.
12.  **Beat the Timer** – How many times can you write a word correctly in one minute?
13.  **Jumbled Words** – Mix up the letters, then put them back in the right order.
14.  **Rainbow Words** – Write each word in different colours.
15.  **Spelling Hunt** – Hide words around the room and find them.
16.  **Type It Out** – Practise spelling on a computer or tablet.
17.  **Spell and Clap** – Clap for each letter as you say it.
18.  **Memory Match** – Write words twice and play a matching game.

