

# Welcome to Year 1

September 2024



# Senior Leadership Team



Ms Yasmin, Headteacher



Miss Williams,  
Deputy Headteacher



Mr Haydon, Assistant Headteacher,  
EYFS and Year 1 Phase Leader



Mrs Sharnawaz, Assistant  
Headteacher and Year 4,5 and 6  
Phase Leader



Mrs Holder, Assistant  
Headteacher and Year 2 and 3  
Phase Leader



Mrs O'Donnell, Assistant  
Headteacher and SENDCo



Mrs Herring, Safeguarding  
Manager

# Meet the Year 1 team!




**Mr Seabrook 1WS**



**Mrs Jhutti 1JJ**



**Mrs Alley 1LA**



**Mr May 1JM**

## Support staff:



**Mrs P Akhtar**



**Mrs M Akhtar**



**Mrs Munir**



**Mrs Zarif**



**Mrs Parveen**

# Vision & Values

We want our pupils to understand that **there are no limits to what they can achieve.**

We do this through our core values:

**Achieving excellence**

**Social intelligence**

**Ethical lives**

# Achieving Excellence

**Pursue excellence in all areas of life.**

This means, that by the time our pupils leave Greet at the end of Key Stage 2 they will:

- display an ethic of excellence; understand that they need to **work hard** to achieve their goals, that success doesn't come instantly, and mistakes are part of learning.
- be life-long lovers of learning.
- have gained the essential knowledge and skills in all curriculum areas so they can access the KS3 curriculum and are set up well for future academic success.
- have high aspirations for themselves, for their community and the wider world. They are ambitious and motivated to pursue excellence in all areas of their lives.

# G.R.I.T

We achieve excellence by showing G.R.I.T.

**G** Growth Mindset

**R** Readiness

**I** Interest

**T** Togetherness

In order for pupils to be able to work hard and achieve academic excellence it is vital that they understand **how** to learn. We use the acronym **G.R.I.T.** to teach and remind pupils about the learning behaviours we expect to see in every lesson.

# Social Intelligence

**Have self-worth and act with confidence, empathy and integrity.**

This means, that by the time our pupils leave Greet at the end of Key Stage 2 they will:

- **be kind** individuals, showing empathy to themselves and others.
- have developed a strong sense of their own identity; knowing who they are, where they come from and valuing their own worth.
- consistently display resilience and perseverance; overcoming challenges and modelling a growth mindset.
- be strong communicators, demonstrating ability to actively listen to others as well as be able to express themselves, their emotions, needs and wants.
- have the self-confidence to interact in a range of social situations.

# Ethical Lives

**Make decisions about daily life based on strong ethical and moral values.**

This means, that by the time our pupils leave Greet at the end of Key Stage 2 they will:

- **make good choices** for themselves, their community and the wider world.
- know how their actions can impact positively on others in the short and long term.
- understand global environmental issues and demonstrate respect for the natural world.
- be implicitly motivated for the greater good and have a clear sense of moral purpose.





There are no limits to what you can achieve.

We work hard

We are kind

We make good choices

# Greet Drumbeat

**“We are what we repeatedly do.  
Excellence, then, is not an act, but a habit.”  
(Philosopher Paul Durant, 1926)**

At Greet we develop children’s positive learning behaviours through the ‘Greet Drumbeat’ behaviour curriculum. This curriculum defines ‘the way we do things’ at our school.

# Drumbeat curriculum

## Greet Walking

We know that we *walk* around school using Greet Walking. Greet Walking means

- facing forwards
- walking at a steady pace,
- in a straight line
- with hands by ourselves
- without talking.

We do this to keep everyone safe in school and to make sure we do not disrupt other children's learning.

# Drumbeat curriculum

## Greet Stop Signal

We know that we use the Greet Stop Signal in class or around school to indicate that we need to listen to an adult.

The Greet Stop Signal is:

- '3 – 2 – 1, show me Greet Listening'.
- put all equipment down
- show Greet Listening.

# Drumbeat curriculum

## Greet Listening

We know that we use Greet Listening in class. This means that we:

- face forwards
- keep our hands together
- sit up straight
- never interrupt
- pay attention to the speaker.

We all do Greet Listening to ensure everybody is able to learn without distractions.

# School day - timetable

| Year 1        |   |   |   |  |                                 |  |
|---------------|---|---|---|--|---------------------------------|--|
|               | Mondays   | Tuesdays  | Wednesdays  | Thursdays  | Fridays                         |  |
| 8:30 – 8:45   | Wake & Shake (in classrooms)  | Morning Greeting  |   |  |                                 |  |
| 8:45 – 9:00   | Registration<br>Values Assembly                                       | Registration<br>(1:1 reading & changing books)              |   |  |                                 |  |
| 9:00-9:25     | Happy Minds   | Y1 / 2 / 3<br>Phase Assembly                                | Structured Storytime                                |  |                                 |  |
| 9:25 – 10:30  | Maths Input inc. Mastering Number<br>Enhanced Provision & Maths focus |   |   |  |                                 |  |
| 10:30-10:45   | Break   |   |   |  |                                 |  |
| 10:45-11:45   | Writing Input<br>Enhanced Provision & Writing focus                   | Phonics   | Writing Input<br>Enhanced Provision & Writing focus |  |                                 |  |
| 11:45-12:00   | Beautiful Read  | Early lunch due to PPA<br>(eat at 11:45)                    | Beautiful Read                                      |  |                                 |  |
| 12:00-13:00   | Lunch   | 12:45 – 3:15<br>Teachers PPA<br>PE<br>Music<br>MFL          | Lunch   |  |                                 |  |
| 13:00 – 13:20 | Registration & Happy<br>Minds Breathing                               |   | Registration & Happy Minds Breathing                |  |                                 |  |
| 13:20 – 14:00 | Phonics   |   | Phonics   |  |                                 |  |
| 14:00-14:45   | Humanities Input<br>Enhanced Provision & Humanities Focus             |   | Science Input<br>Enhanced Provision & Science Focus | Science & Humanities<br>focus catch up<br>Enhanced Provision | PSHE / RE<br>Enhanced Provision |  |
| 14:45-15:05   | Y1 / 2 / 3<br>Singing Assembly  |   | Big Picture News                                    | Celebration Assembly   |                                 |  |
| 15:05 – 15:15 | Home time & goodbyes  | Teachers to return to class at 3:15 to release the children | Home time & goodbyes                                |  |                                 |  |

Art / DT & Computing taught through theme / blocked days across each half term.

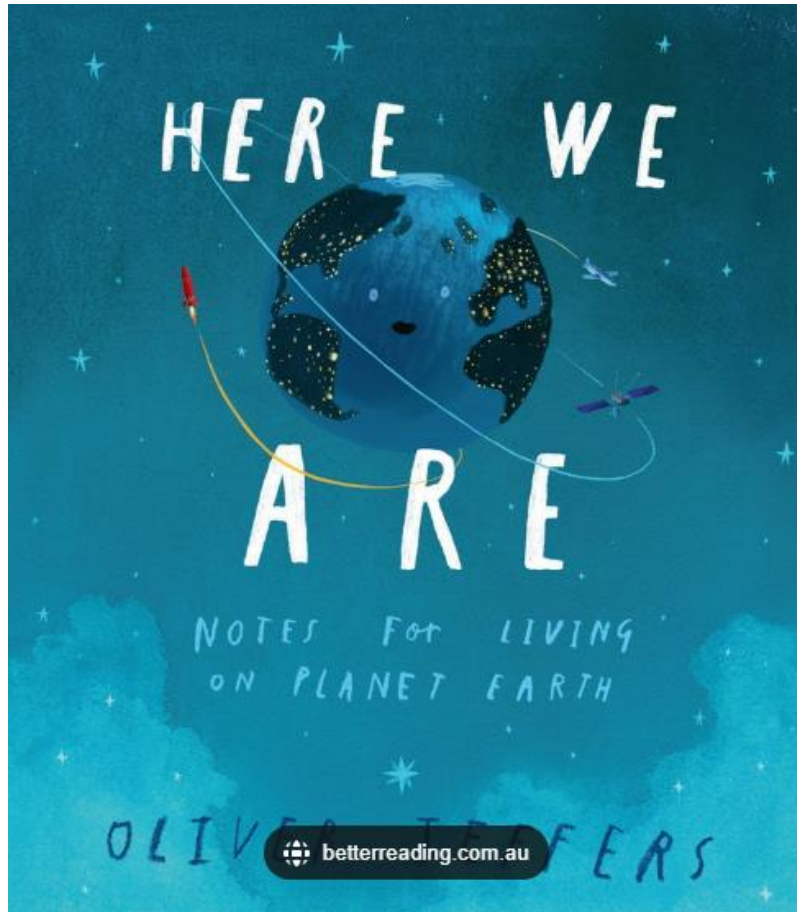
# Here We Are

Here We Are is our whole school transition unit of work in which children across the school learn about our local area and community.

This essential knowledge geography project teaches children about:

- physical and human features
- maps
- cardinal compass points
- positional and directional language
- the countries, capital cities and settlements of the United Kingdom

# School Focus Author



- Unit is launched with Here We Are by Oliver Jeffers.
- Oliver Jeffers is our school focus author.
- Every year group has a selection of Oliver Jeffers books to read throughout the year.



# Autumn Curriculum units

**English:** Phonics, story writing, explanation texts and nursery rhymes.

**Humanities:** Here we are/ Childhood ( History 1950's)

**Art:** Mix it /Funny faces

**DT:** Taxi ( moving wheels)

**Science:** Human senses/Seasonal changes

**RE:** Our Wonderful World/Christmas

You will receive a curriculum leaflet at the start of each unit.

Home learning projects will be linked to the curriculum.

# Spring Curriculum units

**English:** Phonics, story writing, instructions and poetry

**Humanities:** Bright lights Big City ( Geography- The U.K)

**DT:** Chop, Slice and mash.

**Science:** Materials/Plants

**RE:** Special Books/What did Jesus teach us?

You will receive a curriculum leaflet at the start of each unit.

Home learning projects will be linked to the curriculum.

# Summer Curriculum units

**English:** Phonics , story writing and letter writing

**Humanities:** Schools Days ( History- Victorian times)

**Art:** Rays and Sunrays

**Science:** Animals

**RE:** What do Hindus believe/What do Muslims celebrate

You will receive a curriculum leaflet at the start of each unit.

Home learning projects will be linked to the curriculum.

# Maths Curriculum

This half term, we will be focussing on 'Place value and number'.

We will move on to using all four operations later in the term and next term.

Your child will have an opportunity to learn about shape, measure and statistics.

# PE

Our PE day is Tuesday

PE kit:

- White polo shirt or white t-shirt
- Navy blue, royal blue or black shorts / joggers / leggings
- Navy blue, royal blue or black sweatshirts (either hoodies, sweatshirts or sweat-cardigans)
- Black plimsolls or trainers (any colour)

Children can wear their PE kit to school on PE days.

# Music and MFL (Mandarin)

We have two specialist teachers in school for these subjects:

Mrs Rochford – Music

Mr Twilley – Mandarin

Children across the school will have lessons each week with our curriculum specialists in our Curriculum Hub in the old Mavis Legge nursery building.

# School Trips & Experiences for Year 1

- Autumn 1: Now Press Play - Toys Experience (Childhood topic)
- Autumn 2: Theatre Trip & German Markets (Cultural Experience)
- Spring 1: Now Press Play - UK Experience (Bright Lights, Big City topic)
- Spring 2: Balsall Heath Eco Park (Plants Science Topic)
- Summer 1: Blists Hill (School Days topic)
- Summer 2: Central Mosque Visit (Re topic)

# Paying for trips

Summer Fair raised £3000.00! This money is being used to subsidise the cost of trips for this school year.

**Payment and consent for trips is given through BromComm.**

- Voluntary contributions.
- We urge all families that can afford to pay to please do so, if we cannot cover the cost of the trip we risk having to cancel.
- Any families who are struggling to afford to pay, please come in and have a conversation with leaders – we can help.



# Uniform

- **Jumpers and cardigans are royal blue.** These can either be plain or with the Greet logo.
- **Trousers, skirts, dresses, leggings and shorts should be grey** only (children can wear blue gingham dresses in the summer term).
- Socks should be either white, black or grey. Tights should be either black or grey.
- **White polo-neck shirt or a white collared shirt.**
- Footwear should only be **black school shoes or plain black trainers.** No boots. (In winter, children can wear boots for the journey, but must change into school footwear)

# Uniform

- **All religious headwear should be royal blue or white. Headscarves must be fitted** for health and safety reasons.
- **Jewellery is limited to studs** only for health and safety reasons and a simple wristwatch (no smart watches).
- Items of religious jewellery may be worn.

# Reading and weekly homework

Children will be given a WRI phonics book and a pleasure book to read at home once a week.

Each child will be heard read throughout the week by T/PSA.

Your child needs to bring their book every day to school in their bag.

We will send maths and literacy homework weekly which will need to be completed and returned to school on Monday/Tuesday.

# Home Learning projects

Each term the children are challenged to complete one (or more!) home learning projects linked to their wider curriculum units of work.

e.g. Making a model volcano, researching an artist and making a fact file, creating a poster about a famous landmark.

These are specified on the termly curriculum leaflets.

Home learning projects are to be sent into school for celebration and display.

# Importance of Attendance

Research conducted by the Department of Education found;

“That missing school for even a day can mean a child is less likely to achieve good grades, which can have a damaging effect on their life chances.”

# Marvellous Me



[Home – MarvellousMe](#)


**No longer for messages / reminders – we'll streamline to BrommComm**

- Sending positive messages home
- Send a photos, text messages, badges
- Sharing learning



# G.R.I.T Badges

- Badges for G.R.I.T are to be awarded in class
- You will receive an alert on The MMe APP
- High Five your child's class teacher



# Marvellous Me

If you haven't signed up already, please do so, it is where you will receive messages about the class and wider school.

**If you are having problems, please ring or go to the office for support.**





# Celebration Assemblies

**GRIT Certificates are given out to a child in each class every week during Celebration Assembly.**

Celebration Assemblies take place on a Thursday @ 2:45pm – parents & carers are invited to join the assembly if their child is getting a certificate.

You will receive an invite message through Marvellous Me from your child's class teacher.

# House Point Tokens

- Gold tokens
- 1 token = 1 house point

Awarded around school (corridors, lunchtimes, assembly) for children demonstrating school values.



# Token Collection

- Central house point token stations in each building for children to deposit their tokens
- Tokens counted each week & points shared in Celebration Assembly



# Winning House Celebrations



- End of each term the House with the most points will receive an award
- Celebration event
- Trophy

If you have a concern...

**Please come and speak to us.**

**We want to help and resolve any concerns quickly and this is achieved best through a conversation.**

Class teachers in the first instance.

Year Group Leaders if you are unsatisfied with the response.

# Process for raising concerns

## 1. Speak to your child's **class teacher in the first instance.**

- Please be aware that staff will not discuss concerns on the playground. This is response, confidentiality for children and families.
- You will be asked to come inside for a brief meeting to speak privately, or your child's class teacher might arrange to speak to you on the phone.

## 2. **Year Group Leaders** can be spoken to if you are unsatisfied with the response.

# Further information

We will update our year group page: [Greet Primary School](#) regularly with further information about the year group.

Any questions?