

Year 4

BOOST – Reading Online at Home



Reading at Greet

We prioritise the teaching of reading to ensure all children can read age-appropriate texts with fluency and accuracy by the time they leave the school.

We develop children's attitudes towards reading so they leave the school with a genuine interest in and enjoyment of reading.

Our Reading Commitment

To develop confident and inquisitive readers, we:

- provide pupils with the skills and strategies necessary to develop into competent and fluent readers;
- read aloud every day and at every opportunity;
- read a variety of texts from a range of authors with a range of themes;
- listen to every child read across a two-week period (more for our lowest 20% readers);
- read widely ourselves and model our enthusiasm for reading;
- encourage care and ownership of books;
- make sure children are familiar with a large bank of rhymes and stories including nursery rhymes, traditional tales and stories from other cultures.

Our Approach to Reading

- Daily 'Beautiful Read' sessions.
- Daily Whole Class Reading/ Phonics/RWI Comprehension lessons.
- Home reader- Children take home a book from the library.
- Extra reading at home- Bug Club/Boost










- Online reading platform
- Children will receive 1 e-book per week to read
- In addition to their RWI book and their '50 Books Reading Challenge' book if they have one
- e-book matches their reading ability as best as we have been able to do this

How to access boost:

The screenshot shows the website's navigation menu with the following items: Key Information, Curriculum, Year Group Pages, Parents, Children, Is something worrying you?, Zones of Regulation Toolbox, 50 Books Reading Challenge, Websites that support learning, Office 365, and NGRT Codes. The 'Children' menu item and the 'Websites that support learning' sub-item are circled in red. Below the menu is the GREET Primary School logo and the page title 'Websites that support learning' with a breadcrumb trail: Home >> Children >> Websites that support learning.

-  **TT Rockstars**
Practice your times tables! The competition is on!
-  **Active Learn (inc. Maths Flex)**
Use to access Maths Flex and PowerMaths resources
-  **BOOST!**
Use this link to access your Boost online reading program
-  **Purple Mash**
Link to access your online computing lessons
-  **Flash Academy EAL Support**
Follow this link to access your Flash Academy profile



How to access Boost:

Welcome. Please log in.

New to Boost? [Find out more](#)

Username / email address

Password

Centre ID

Username: the start of your email address up to the @
e.g. 19islam

Password: same as other passwords, at the top of your strip.
e.g. Greetgreet1.

How to access Boost:

The image shows a screenshot of the Boost user interface. On the left, there is a navigation menu with the following items: Dashboard (highlighted with a red circle), Subjects and Work, eBooks, and Reports. The main content area features the Boost logo and the text "Hello Musa, let's get started." Below this is a search bar with the placeholder text "Search for a course, lesson, Knowledge Test or eBook". Three circular icons are displayed: "My subjects and work" (highlighted with a red circle), "View test results", and "Open an eBook".

Below the icons, there are two sections: "My stats" and "Recent activity". The "My stats" section shows a summary of time spent: "You have spent 2 minutes in Boost" and "You have spent 0 hours 0 minutes on Knowledge Tests". A line graph titled "Time spent per week" shows data for the period "19 Feb - 25 Feb". The graph has a y-axis labeled "hours" ranging from 0 to 3. The x-axis shows days from Monday (19) to Sunday (25). A legend indicates that the blue line represents "Time spent on Boost" and the purple line represents "Time spent on tests".

The "Recent activity" section is partially visible. Below the main content, there is a "My subjects" section with a card for "Reading" (highlighted with a red circle). Below that is a "My Work" section with a "To do" list. One item in the list is "Green Grin" (highlighted with a red circle), with a due date of "01/03/2024".

How to access Boost:

- Read the book with your child.
- Click on interactive buttons to complete questions about the book.



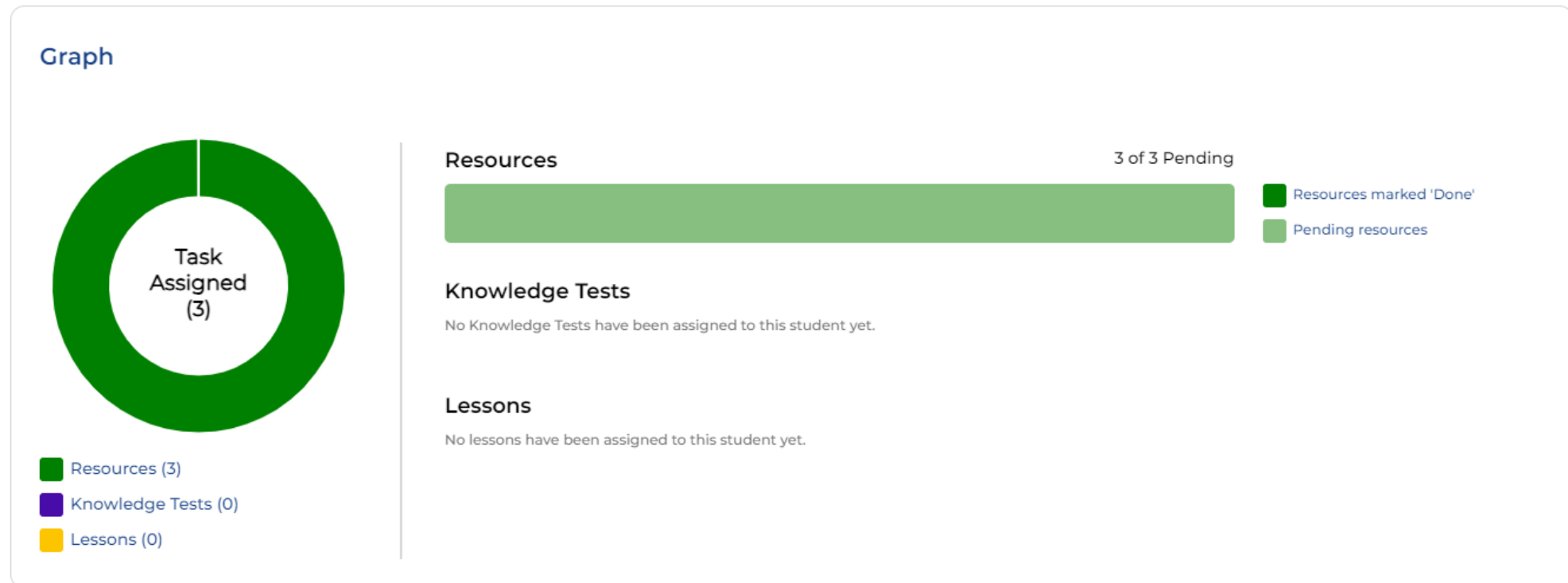
How to access Boost:

- Read the book with your child.
- Click on interactive buttons to complete questions about the book.



Assessment:

- Teachers can see if the books have been read.



Now it's your turn!

- Access Boost and read a book with your adult.