

Magnificent Monarchs

Curriculum Unit Overview

This project teaches children about the English and British monarchy from AD 871 to the present day. Using timelines, information about royal palaces, portraits and other historical sources, they build up an understanding of the monarchs and then research six of the most significant sovereigns.

IDENTITY - understanding what it means to be human and how human behaviour has shaped the world (looking at hierarchy and power)

INNOVATION - understanding the creative process and how everyday and exceptional creativity can shape the world (the impact of monarchs on the country)

NATURAL WORLD - understanding the properties of all matter, living and non-living (the importance of artefacts and what they tell us about the past).

CIVILISATION - understanding why significant people, places, events and inventions matter and how they have shaped the world (the impact that significant monarchs have had on the country)



ACADEMIC EXCELLENCE






SOCIAL INTELLIGENCE



ETHICAL LIVES

YEAR 2 Curriculum Newsletter – Summer Term 2024

As historians we will know:	As writers we will write:	Books we will read:
<ul style="list-style-type: none"> About the lives of significant individuals in the past who have contributed to national and international achievements. About how an aspect of life has changed over time. How to use an artefact and suggest what it is, where it is from, when and why it was made and who owned it. How to sequence significant information in chronological order. 	<p>I spy at the beach Simple rhyming poetry about the beach. Purpose: entertain Audience: Y2 classmates Text type: poetry - rhyming Published piece: Beautifully written up poem for their exhibition folder.</p> <p>Once Upon a Traditional Tale Alternative version of Little Red Riding Hood inspired by Little Red. Purpose: entertain Audience: Y3 children Text type: narrative – traditional tale Published piece: Own illustrated version of Little Red book to share with children in Y3.</p> <p>Castles Information report - annotated diagram of Warwick Castle. Purpose: entertain Audience: visitors to the school website Text type: non-fiction – non-chronological report Published piece: Beautiful double page spread annotation of Warwick Castle for the school website showcase page.</p> <p>Chocolate Cake! Focus Poet – to learn and perform poems by Michael Rosen. Purpose: entertain Audience: pupils, parents & staff Text type: performance poetry Performance piece: To contribute to end of year poetry assembly.</p>	  



ACADEMIC EXCELLENCE



SOCIAL INTELLIGENCE



ETHICAL LIVES

YEAR 2 Curriculum Newsletter – Summer Term 2024

Computing	Reading Skills	Mathematics
<p>Purple mash provides our Computing curriculum this year.</p> <p>Making music Children learn to edit and refine composed music and create their own tunes.</p> <p>Presenting ideas Children explore how a story can be presented in different ways and make a presentation to their class.</p>	<p><u>Read Write Inc Phonics.</u></p> <p>Throughout a half term children explore fiction, non-fiction and poetry texts. We use Reading VIPERS to structure and focus the skills being taught. Our weekly whole class reading lesson structure is as follows:</p>	<p>Fractions Finding parts and wholes. Understanding halves, quarters, three quarters and thirds. Beginning to recognise unit and non unit fractions.</p> <p>Measurement: Time Understanding 'o' clock, half past, quarter past and quarter to. Telling the time to 5 minutes. Knowing how many minutes are in an hour and how many hours are in a day.</p> <p>Position and Direction Describing movement and turns using positional language.</p> <p>Statistics Making tally charts, tables, block charts and pictograms. Interpreting these.</p>
Physical Education	PSHE	Science
<p>Gym (2) Children create simple sequences of 'unlike' actions on the floor and on the apparatus</p> <p>Games (2) Children play games that demand simple choices and decisions on how to use space to avoid opponents.</p>	<p>Healthy bodies, healthy minds Ways to stay healthy, including safe and unsafe use of household products and medicines.</p> <p>Coping with change Exploring how our bodies and needs change as we grow older. Aspirations and goal setting.</p>	<p>Plant Survival This project teaches children about the growth of plants from seeds and bulbs. They observe the growth of plants firsthand, recording changes over time and identifying what plants need to grow and stay healthy.</p> <p>Uses of Materials This project teaches children about the uses of everyday materials and how materials' properties make them suitable or unsuitable for specific purposes. They begin to explore how materials can be changed.</p>



YEAR 2 Curriculum Newsletter – Summer Term 2024

Art & Design Technology	Music	Religious Education
<p>Cut, stitch and join</p> <p>This project teaches children about fabric home products and the significant British brand Cath Kidston. They learn about sewing patterns and using a running stitch and embellishments before making a sewn bag tag.</p>	<p>Friendship song</p> <p>This unit focuses on a song by Joanna Mangona and Pete Readman. This is a song about being friends.</p> <p>Reflect, rewind and replay</p> <p>This Unit of Work consolidates the learning that has occurred during the year. All the learning is focused around revisiting songs and musical activities, a context for the History of Music and the beginnings of the Language of Music.</p>	<p>Christian rites of passage</p> <p>Children understand what a rite of passage is and understand what happens at a Baptism ceremony.</p> <p>What do Sikhs believe?</p> <p>Children will find out about Sikhs and how Sikhism began.</p>
<p>Home Learning Projects – these are some project ideas for you to enjoy at home with your child. All projects will be displayed in class.</p>		
<p>Royal portraiture is a centuries old tradition used to promote the wealth, power and importance of a monarch. King Charles is now our British monarch and has been the subject of countless paintings and pictures. Draw or paint a portrait of the King.</p>	<p>Use a range of sources to find out about one of the following royal residences; Balmoral Castle, Buckingham Palace or Osborne House. You can either make a fact file all about one of the royal residences or a 3D model using any craft materials you have at home.</p>	<p><u>Useful websites you can access to learn more</u></p> <p>BBC Bitesize- Monarchs and leaders Kids Britannica.com- kings and queens of Britain at a glance CBBC Newsround- King Charles III's coronation BBC Teach- KS1 / KS2 Science: What do plants need to survive?</p>
<p>Make your own cress head out of an empty eggshell, damp soil and some cress seeds. You could decorate your eggshell so it looks like a face.</p>	<p>Have a discussion with your child around the household medicines and products you have. Look at the labels together and discuss how to keep safe.</p>	<p>Practise telling the time with your child at every opportunity? Use an analogue clock- perhaps make one out of a paper plate!</p>



ACADEMIC EXCELLENCE



SOCIAL INTELLIGENCE



ETHICAL LIVES

YEAR 2 Curriculum Newsletter – Summer Term 2024

KEY DATES & REMINDERS

Trip

There will be a trip in July to Cotswold Country Park and Beach- information to be sent shortly.

Weekly Homework

Homework will be set weekly every Friday and needs to be returned the following Wednesday.

Spelling tests are weekly- you will receive a half termly practise overview which outlines the words and the dates that these will be tested.

Reading Books

Children will receive a Read Write Inc book matched to their phonics group.

They will also receive a Bug Club book in addition to this matched as best as possible to their level.

Your child will have books set on Reading BOOST so that they can read online too. There will be a new book set weekly.

Please read with your child every day, even if only for 5-10 minutes.



ACADEMIC EXCELLENCE



SOCIAL INTELLIGENCE



ETHICAL LIVES