


Reception at Grove Vale Welcome Talk



Welcome to Grove Vale

Our leadership team



Mrs Connop
Head teacher



Mrs Pickett
Assistant
Head teacher




Mrs Bunch
Deputy Head
teacher



Mrs Howell
Assistant
Head teacher



Miss Dubidat
Pastoral Lead



Team

Family Group Leaders are:



Ladybirds - Mrs Howell



Grasshoppers – Miss Morley-Jones





Bees - Miss Day




Dragonflies – Mrs Kalia

Additional Support staff will be with us throughout the year.




Partnership

- Attendance
- Punctuality
- Leave of absence
- Parent partnership – communication protocols; parent code of conduct
- Social Media
- HAF & Pupil Premium Funding
 - Before and After school club
 - School lunches



Our School Drivers



Be Kind



Be Curious



Be Creative




Be Resilient



Be Ambitious




Be Proud



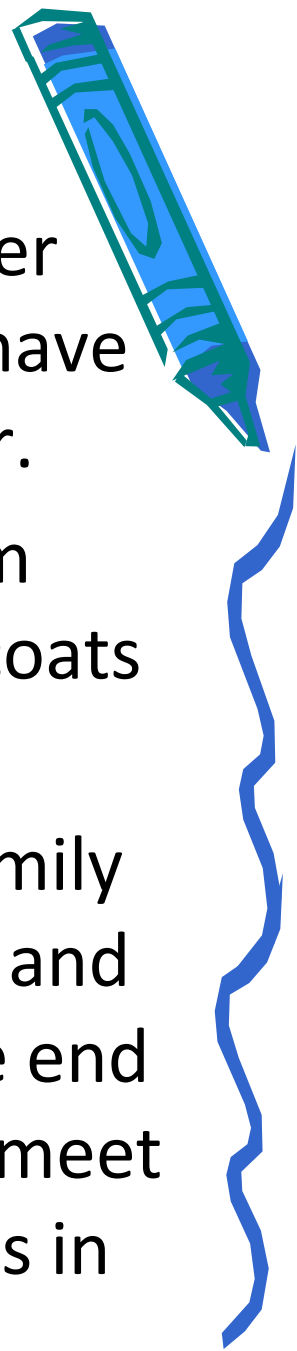

Organisation

- We work as one Reception unit
- All staff are involved in teaching your child
- Children will have access to and learn in all areas of our learning environment





Organisation

- Your child will have a Family Group Leader who will be your point of contact if you have any concerns or information to pass over.
- Your child will be allocated a Home Room where they will have their peg for their coats and spare clothes bag.
- Information about who your child's Family Group Leader is will be available today and will also be sent via Tapestry before the end of term. You will get an opportunity to meet them on a 1:1 basis at the Parent Chats in September



Learning Environment




EYFS Curriculum

At Grove Vale we follow the Statutory Early Years Foundation Stage Curriculum.

There are 7 areas of development.


- Communication and Language
- Physical Development
- Personal Social and Emotional Development
- Literacy
- Mathematics
- Understanding of the World
- Expressive Arts and Design

There will be a meeting on the EYFS curriculum in September.



How children learn


- A mixture of play based activities – child initiated or adult led
- We aim to provide a fun and stimulating environment where your child can learn to become independent
- Activities are planned by looking at the children's interests, to ensure they are fully engaged in their learning
- We value “The Unique Child” and know that each child starts school with different levels of knowledge and skills. All activities and lessons are planned to meet children's different needs and ensure children are challenged at their level.



What Reception looks like in Grove Vale



Children will experience the following activities throughout the week.

- Self registration and Linked Provision (SODA)
- Quick Maths – Adult led whole class activity
- Snack Time
- Learning Lots time (Continuous provision with enhancements)
- Lunchtime
- Phonics (daily whole class session)
- Jolly Jobs - Adult led activity
- Read and Rhyme Time- adult led activity
- Picture News
- Toast & Tapestry Time – Looking at Tapestry observations from home
- Home time – Circle time
- Feel Good Friday



Learning Lots time (Continuous Provision)



- There is no 'playtime' where children stop their learning to go outside as they always have access to our outdoor area during child initiated time.
- The outside classroom is an extension of our indoor classroom. Consequently we access outside every day; including rainy, snowy or hot sunny days.
- **Please make sure your child has suitable clothing in school for every weather.**



”


Tapestry

- We use an online Learning Journey for your child called Tapestry. We use this to show what your child has been learning in both teacher led and child initiated times. We will share observations with you and you can comment on them. You are able to share things that your child does at home with us too. We use Tapestry to reflect on children's learning, plan their next steps show what your child is able to do.
- Each half term your child will be given a tapestry project but you can share things that your child does at any time. This could be a photo or short video with a short comment explaining what they have done.



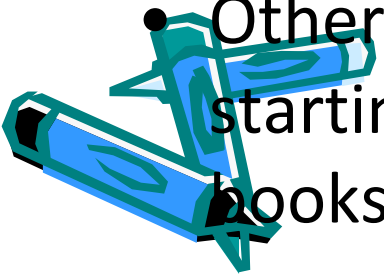

Tapestry

- We have enrolled every child on to Tapestry. We now need to link your email to their account. You will need to activate this to see their Learning Journal. You will receive an email with a link to activate your account and to set your own password. Children at Little Valers will keep the same account.
- We will be using Tapestry as our Home/School link throughout the year. We will be able to send memos, give you access to documents and set activities.
- At the end of the year you will be able to download your child's Learning Journal. This is a record of all the work they will have done throughout the year..



Summer Project

- Half termly tapestry homework projects are set, beginning with a summer project
- We would really like you all to upload a photo or a short video showing something that your child does this summer. Please can you upload this by the end of the first full week back so that your child can share this with the class. Your account will be ready to activate at the end of July. If you have any difficulties accessing this account please speak to us in September
- Other homework will be introduced gradually, starting with sounds to practise and reading books




What to Expect in September!

Arrival

Access the Infant playground via the gate in Monksfield Avenue.

- **START: 8.40 – 8.50 a.m**

For any notes/ letters etc, please use the post box by the reception gate as this saves staff from having to check all book bags.




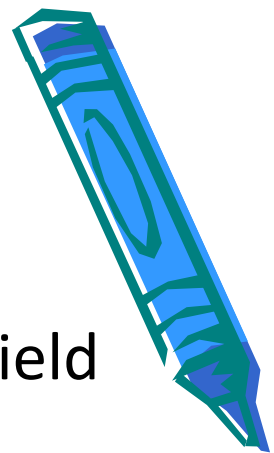
September!

Collection-

Access the Infant playground via the gate in Monksfield Avenue.

- FINISH: 3.20 p.m
- Children are brought out onto the main playground, on the coloured lines near the steps to the other classes.
- **Please inform us** if someone else is picking up your child
- Please telephone school if you are going to be late as children can get very distressed waiting for a parent to arrive, if we know in advance we can talk to them about this.

Please note we cannot stop a parent from collecting a child without a court order, which must be seen by the Head Teacher



Settling In


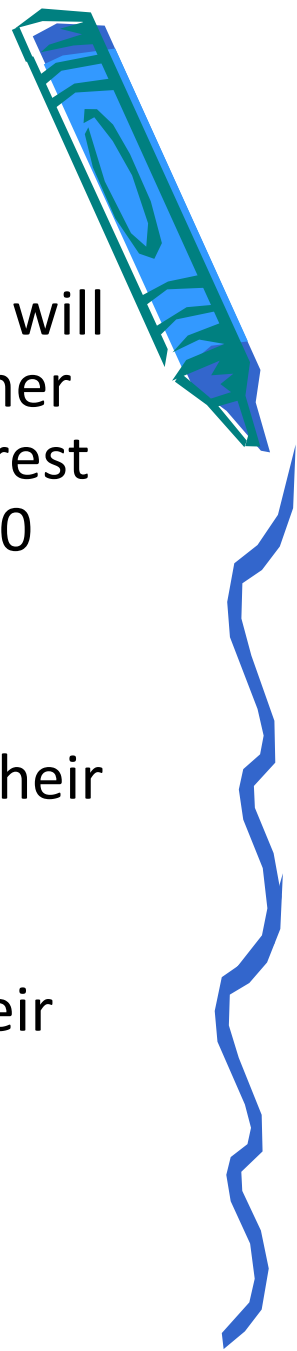
Tuesday 5th September - Thursday 7th September

- **Parents Chats**– small group sessions where parents will have 1:1 time with the Family Group Lead Practitioner whilst your child has some time exploring with the rest of the Reception Team. This is approximately 20 – 30 minutes.

Friday 8th September – Thursday 14th September

- **Full time school** – Children will come to school on their full time starting day. From that point they will be in school every day.

Before and After school provision will start from their starting day.

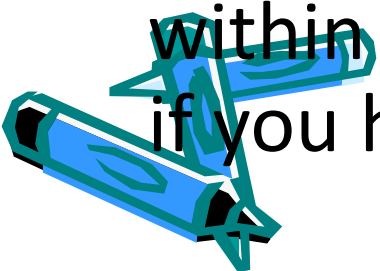



Settling In – Full Time

We would like you to say your goodbyes at the gate. Your child will come into Reception and there will be staff available to help your child find their coat peg and show them where to put their water bottle.


There will be some activities for your child to do. We will send you a Tapestry observation showing what your child has been doing.

Most children settle happily into Reception within a week or two. Please talk to the staff if you have any concerns.



Concerns

- If you have any worries or concerns your first port of call is with your child's Family Group Leader. This can be at the beginning or end of the day (at the gate) or by phone/email via the school office.
- If you are seeing us at the end of the day, please wait until we have made sure that all of our children have been safely handed over to their adult.



What your child needs

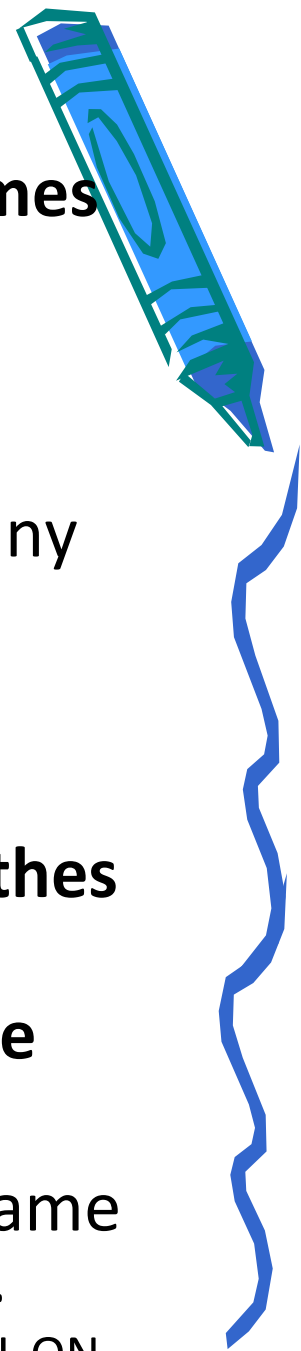
Correct uniform – Please don't forget to put names in all clothing and shoes.

Uniform with our school logo can be purchased from Uniform Plus at the Scott/Arms. You can purchase uniform in our school colours from many supermarkets. You can have the school Logo embroidered on to these if you wish to. Please refer to the uniform leaflet

Change of clothes - Please send a change of clothes in a bag for your child to keep on their peg in school in case of any accidents. Bring this on the Parent Chat Day.



Water bottles – these **MUST** have your child's name on and should be brought into school every day.

PLEASE NOTE WE WILL WRITE NAMES OR STICK A LABEL ON UNNAMED CLOTHES OR WATERBOTTLES




In Reception your child does not need:

- A school bag. We will send home a bag for your child's reading book, no other bag is needed.
- A PE kit
- Toys from home (they could get lost or damaged and children will be upset)



Swimming


- We are so lucky to have a swimming pool here at Grove Vale and want to make sure our children grow to be confident and strong swimmers.
- Swimming lessons normally begin by about week 4 of the Autumn term, depending on how the children have settled.
- Children will swim in their family groups fortnightly (with two groups swimming each week and alternating).
- For swimming, children will need to bring a swimming costume/ swimming shorts, a towel and a swimming cap (please refer to our uniform leaflet)



Website




- School website includes class pages
- These are updated regularly
- All relevant information is available here. This includes information on our curriculum, parent workshops, Powerpoints and homework.
- <http://www.grovevale.co.uk/>



What you can do to support your child




- We would like you to have a go at completing this jigsaw with your child to help them prepare for Reception.
- School Ready Jigsaw
 - I can dress myself – put on my own coat, shoes.
 - I can recognise my own name
 - I can go to the toilet on my own
 - I can tell an adult what I need/feel – tired, thirsty, to go to the toilet
 - I can use a knife and fork



What you can do to support your child



- We would like you to have a go at completing the jigsaw with your child.
- There will also be few documents on Tapestry and our website that give you lots of ideas about how you can get your child ready for school.
- We will be holding drop in sessions before school in the first few weeks of the Autumn term when you can discuss any questions you have. Further details of these will be provided in September.



Nearly done!

- ✓ Ensure that all completed forms from the pack sent to you have been returned to school.
- ✓ Ensure you activate your Tapestry Account. There is a ppt on the school website to help you.
- ✓ Ensure that you bring your child's birth certificate in on the Parent Chat Days - dates to be checked. We do not need a copy, just to see it.
- ✓ Ensure that you bring in your child's Spare Clothes Bag to leave in school on the Parent Chat days
- ✓ If your child needs medication e.g. epipens/inhalers they need to be in school then too. You may need to request additional pens and inhalers from the doctor and you will need to leave these in school too.



What to expect on tapestry before the end of term

- This powerpoint
- Family group information
- Confirmed dates, times for parent chats and full time start.

