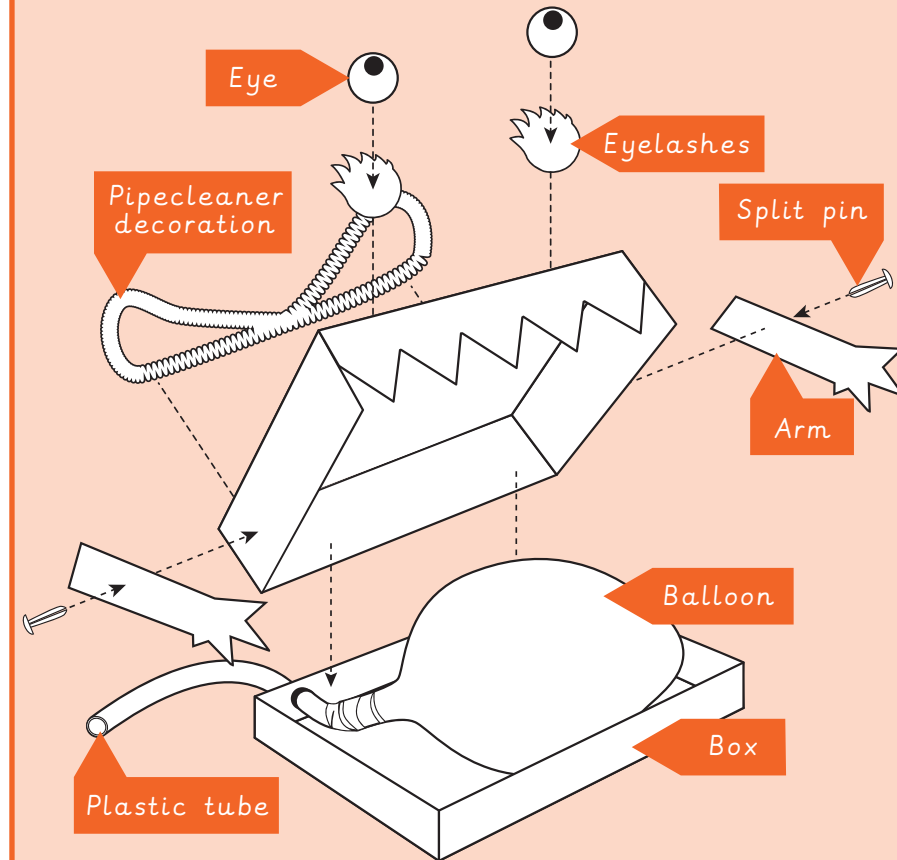


Mechanical systems - Pneumatic toys

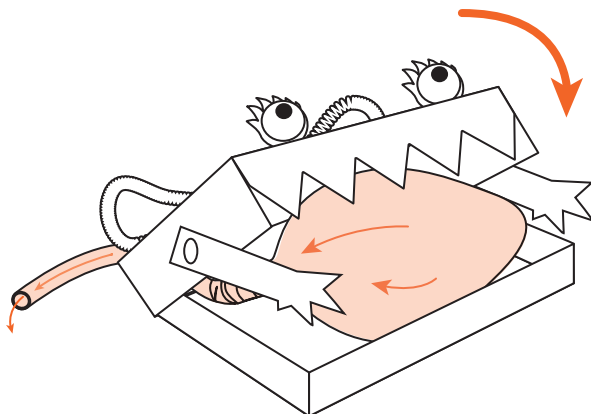
Exploded-diagram	A diagram which shows all of the parts of a product, including the internal and external parts.
Function	How something works.
Input	Input is the motion used to start a mechanism.
Linkage	Lengths of material (for example, metal or card) that are joined together by pivots, so that the links can move as part of a mechanism.
Mechanism	The parts of an object that move together as part of a machine.
Motion	The movement an object makes when controlled by an input or output (e.g. left, right, up, down).
Net	A 2D flat shape, that can become a 3D shape once assembled.
Output	Output is the motion that happens as a result of starting the input.
Pivot	The central point, pin, or shaft on which a mechanism turns or swings.
Pneumatic system	A mechanism that runs on air or compressed gas.
Thumbnail sketch	Small drawings to get ideas down on paper quickly.

Key facts

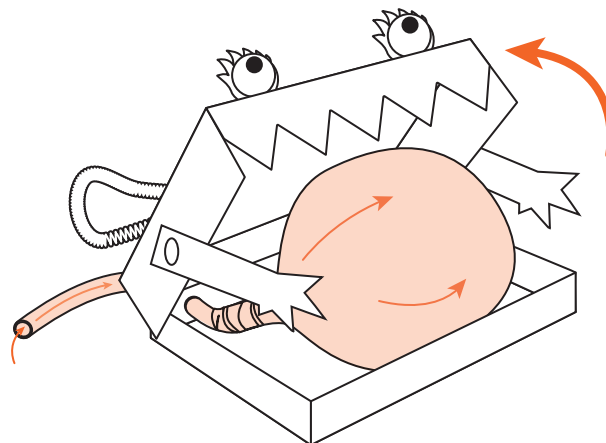
Exploded-diagrams allow us to see how a product is put together and the different components inside.



When air exits the balloon, the monster's mouth closes.



When air enters the balloon, the monster's mouth opens.



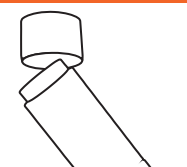
You will need:



Scissors



Sticky tape



Glue

Tie a pipecleaner into a bow

