

Maths task:

3D Shapes

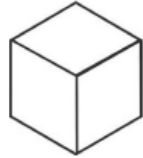


square-based
pyramid

edges _____

faces/surfaces _____

vertices _____

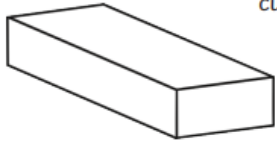


cube

edges _____

faces/surfaces _____

vertices _____

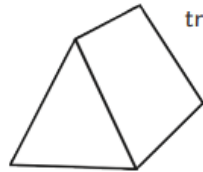


cuboid

edges _____

faces/surfaces _____

vertices _____



triangular prism

edges _____

faces/surfaces _____

vertices _____

English task:

Practise spelling these speed spell words:

noisy icy smoky funny sunny runny

Read the rhymes below out loud. In each rhyme, circle the two homophones from the box.

too ate there nose for two knows their eight four

- a I spotted the dragons over there,
fast asleep inside their lair.
- b I've got two cakes for you and Sue –
do you think Ben would like one too?
- c I've had a sweet but you've had four,
so what do you want another one for?
- d An elephant's trunk, as everyone knows,
is just an extremely funny nose.
- e I ate my porridge, which made me late,
so I missed the bus, which left at eight.



Can you write your own sentence that uses two homophones?

Wider curriculum task:

Day: _____ Time: _____

Date: _____ Temperature: _____

What can I see?

What can I hear?

How has the weather changed?

Draw a picture of the weather:

Record and draw today's weather on the chart.

2 Aiming Skills

Net and wall games are all about aiming for a certain spot or area and hitting it. For example, getting the ball or shuttlecock to land in an area that makes it difficult for your opponent to return it.

Game: Collision

You will need two people for this game and a ball each.

- Stand approximately 4 metres apart.
- Each player must roll their ball towards their partners at the same time, with the aim of trying to get their balls to collide.



Game: Bowling

You will need some objects to knock down and ball for this game.

- Much like tenpin bowling, set up some objects to knock down.
- Decide on a certain distance to stand and try to knock them down with a rolling ball.




With both of these games, the further away you start, the harder it will be.

3 Racket Skills

Practise controlling a ball in different ways with a racket. You will need a ball and racket. If you don't have a racket, try doing these skills using your hand instead.

1. **Balancing** – Try balancing the ball on your racket while stationary and then while walking around. How fast can you go while still managing to keep the ball on the racket? Can you touch the ground? Try having ball balancing races.
2. **Bump-Ups** – How many times can you bounce the ball up in the air with your racket? Try to get the ball to hit the centre of the racket as this will make it go straight up in the air.
3. **Tap-Downs** – How many times can you bounce the ball down on the ground with your racket?



Reading / Numbersense


- Read your book bag book
- Complete these Numbersense questions on

Example



$$6 - 3 = 3$$

$$56 - 3 = 53$$



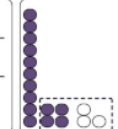
$$8 - 3 = \underline{\quad}$$

$$58 - 3 = \underline{\quad}$$




$$3 + 5 = \underline{\quad}$$

$$73 + 5 = \underline{\quad}$$



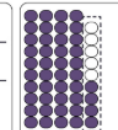
$$4 + 3 = \underline{\quad}$$

$$14 + 3 = \underline{\quad}$$



$$2 + 4 = \underline{\quad}$$

$$62 + 4 = \underline{\quad}$$



$$9 - 5 = \underline{\quad}$$

$$49 - 5 = \underline{\quad}$$