



This Terms Class Texts: The Little Red Hen, Mr Wolf's Pancakes, Little Red and the Very Hungry Lion, The Selfish Crocodile, It's a No Money Day, The Easter Story

Our enrichment this half term:





Visit to Eureka Discovery Centre – 6th March 2025

Mother's Day Pamper Afternoon – Wednesday 26th March 1.30pm – 3.00pm.

Project On A Page: If your child completes any of the Project on a Page suggestions (or any of their own ideas) please bring these into school once completed and we will showcase them as a class and celebrate their work and creativity in Reception. A little reminder that POAP is optional and will no longer be showcased as a whole school but as individual classes. Thank you.

English	<p>In writing, children will continue to work on sentences. They will learn how to write simple sentences spelling some words correctly and others phonetically. They will use their knowledge of digraphs to spell unfamiliar words and will be encouraged to read their writing back to check that it makes sense. Children are going to be encouraged to retell familiar stories using story maps and new vocabulary. In reading, children will learn how to be 'digraph' detectives. Picking out learnt digraphs before attempting to read. We will continue to build up the children's fluency in reading, encouraging children to segment and blend in their heads before reading aloud.</p> <p>Project On a Page Idea: Make a story book. Create your own characters, setting, problems and solutions. Can you think of your favourite Traditional Tale characters to help you?</p>	
Maths	<p>In Maths we will be creating our own odd and even zoos. We will learn how to pair up animals to work out when a number is odd or even. We will learn how to find and make doubles using different animal parts to help us. We will also continue our work of combining two groups. We are getting really good at subitising now (counting with our eyes and not our hands) and are beginning to use this skills when putting two quantities together. We will use these sentences to explain our Maths work this half term... "I have ___ groups of 2" "___ is odd/even because" "Double ___ is ___" "___ is double ___" "There are ___ here and ___ here, there are ___ altogether".</p> <p>Project On a Page Idea: Money exploration. What do you notice about coins? Colours, sizes. Can you find any numbers on the coins? Can you add any coins together? Can children go to the shop and choose which coins they need to buy something.</p>	
Science	<p>As the seasons continue to change we will begin to search for the signs of Spring. This will take place during our forest school sessions where we will look closely for signs of new life in our outdoor area. We will begin to create our own picture collages of this using our class iPads. As we meet different animals in the stories that we read, we will learn more about their habitats, what they like to eat and why they have special characteristics. We already have some animal experts in our classroom who we will be using to teach the rest of the class!</p>	
PSHE/RSE	<p>his half term the class will learn about "healthy me". We will look closely at how to keep our bodies healthy through the foods we eat, personal hygiene and the importance of sleep. We will also be discussing the celebration 'Mothers Day' and have decided to choose some stories which introduce children to differences in families (see above). This includes diverse families, separated families and families with low income. We believe that it is important for our children to realise that not all families are the same</p> <p>Project On a Page Idea: Use the Change for Life sugar calculator app to find out how many cubes of sugar are in our snacks. Scan the barcode to find out. We would love to see your findings. As part of our healthy me unit we will be looking at the importance of brushing teeth. Ask your Mummy or Daddy to pretend to be a child whilst you be the grown up and brush their teeth! Make sure you clean every single tooth. Have another go, this time brushing your own teeth!</p>	
RE	<p>In RE our key question will be 'What is Easter?'. The children have already been responding to this question and have told us lots about the Easter bunny, chocolate eggs and going on Easter egg hunts. The children already have a brilliant understanding of how we celebrate Easter so our RE sessions will be based around why it is celebrated. We will unpick the Easter story and will discuss which objects symbolise Easter and why e.g. hot cross buns, the cross and chocolate eggs.</p>	
PE	<p>We are working so hard with our fundamental movement skills and are learning to continue to perfect our jumping, hopping, running, throwing and catching skills. This half term our focus will be on catching. We will start with balloons and scarves before moving on to soft balls and shuttlecocks. We will learn when to throw under arm and when to throw over arm and will continue to work on accuracy using our opposite throwing hand and opposite foot to help us.</p> <p>Project On a Page Idea: Use two pieces of material to create your own 'squiggle flapper dance'. You can choose your favourite music to do this to!</p>	



Computing	We have noticed that the children often find using the iPads difficult for taking photographs and videos. We are therefore going to be providing lots of opportunities for the children to take photographs of their own work. Children are learning how to change the photograph function into a video function and in some cases are learning how to use the drawing tool to edit their photographs.	
Art	This week we have begun our Art projects by contributing to the young seaisiders competition. This year we have completed collage pictures of Little Red Hens. This term we will also complete our Spring self portraits, where we will be learning to add detail to our features and explore pencil techniques.	
Geography	This half term Geography will be taught through the stories that we choose. The children have been introduced to various animals through the stories that we have chosen. We will explain to the children where these animals live and will compare them to places that we have discussed in our previous topic.	
History	History will continue to developed in the way that we question children throughout the day. Children need to continue to develop their speech and language to recognise when to use the past tense. We do this by asking the children about what they have done in the past. This can include something that they did over the weekend, the day before or an hour ago!	
	Project On a Page Idea: In preparation for Mother's day discuss who your Mummies Mum is! You could draw your own family tree or a picture of all of the Mummies in your family.	