

**This terms topic: Draw me a Tale**




**CLASS TEXTS:** Oliver's Vegetables, The Magic Porridge Pot, Hansel and Gretel, The Hairy Toe

**Our enrichment this half term:** We will be inviting all of our Dad's, Grandads or special people into school for a Father's Sports Afternoon taking place on **Tuesday 17<sup>th</sup> June, 2pm**. More information will follow! We will also be performing our **Reception Graduation 9<sup>th</sup> July 2025, 2pm** to all of our parents. This terms PE Days – Monday and Wednesday

**Project On A Page:** If your child completes any of the Project on a Page suggestions (or any of their own ideas) please bring these into school once completed and we will showcase them as a class and celebrate their work and creativity in Reception. A little reminder that POAP is optional and will no longer be showcased as a whole school but as individual classes. Thank you.

English	<p>The children will continue to develop their writing to meet the Early Learning Goals. We will focus on applying our phonics knowledge to spell words using all of the digraphs and trigraphs that we have learnt. We will also focus on writing sentences using capital letters, full stops and finger spaces.</p> <p>In reading, children will be developing their comprehension skills. We will learn to read back sentences that we have decoded and will learn how to answer questions about the things that are happening in the books that we read.</p> <p><b>Project On a Page Idea:</b> Listen to our familiar story 'Not now Bernard' using the link below. Can you have a go at writing some sentences to explain what your favourite part of the story was? Use the sentence starter "The best part was..." <a href="https://www.youtube.com/watch?v=cNZFI_2DOo">https://www.youtube.com/watch?v=cNZFI_2DOo</a></p>	
Maths	<p>In Maths we are going to begin working on sharing and grouping. This helps us to begin to understand the concept of division further on in school. We will begin to recognise when numbers can or cannot be shared equally and will link this back to our understanding of odd and even numbers. We are going to be encouraging them to record our findings in different ways and will use what we have learnt in number to solve everyday problems.</p> <p><b>Project On a Page Idea:</b> Using objects from around your house, discover which numbers can be shared equally and which ones can't be shared equally. Take a picture or a video of how you found this out!</p>	
Science	<p>We are going to continue to create and plant our vegetable patch in our forest school sessions. We will check to see how the plants are changing and will begin to try some of the foods that we have grown.</p> <p>We are going to look at how different types of materials work for specific purposes by selecting the correct materials to build dens in our forest school. We will look closely at natural materials such as mud and learn how we can make this stick and what happens to mud as it begins to dry.</p> <p><b>Project On a Page Idea:</b> Create your own picture collage of all the things that you can see growing in your garden. Can you name some of the plants in your garden? Can you name any of the parts of a plant?</p>	
PSHE/RSE	<p>As we begin to think about moving on into year one, the children will be learning more about how their bodies are changing as we grow. We will talk about our feelings towards moving into Year One and how we can overcome any worries that we might have. We will talk about being resilient and use examples of times where we have not given up. These things help us to build up a picture of our school year in preparation for the Reception Graduation. Don't forget to save the date: <b>Wednesday 9<sup>th</sup> July</b> keep an eye on the weekly newsletter for more information!</p> <p><b>Project On a Page Idea:</b> Create your own star wishes of what you hope to achieve when you move into Year One. We can share these with your new teacher ready for September!</p>	
RE	<p>In RE our key question will be 'What makes a place special?'. We will start by comparing homes from around the world and learning about what makes each of them different. We will then look at special places from around the world and then special places of worship. We will visit Hambleton church to gain a better understanding as to why this building may be special to some communities in our village</p> <p><b>Project On a Page Idea:</b> Draw a picture or build a model of your special place. This could be somewhere in your house or a special place that you like to visit. Add a sentence that tells us what makes this place special to you.</p>	
PE	<p>We will continue to work on our fundamental movement skills and will assess all of our gross motor skills in preparation for year one. We will be spending more time on developing our catching skills, ensuring that we keep our eyes on the ball and move in the direction of the object being thrown. In addition to this, Daddies will be invited into school to take part in a father's day games afternoon. This will be on <b>Tuesday 17<sup>th</sup> June 2.00pm</b>- keep an eye on the weekly newsletter for more information!</p> <p><b>Project On a Page Idea:</b> Practise your throwing and catching skills. How many times can you throw and catch a ball in 30 seconds. Can you add a clap between each catch?</p>	



History	As we prepare for our annual Reception Graduation, we will begin to form a timeline of everything that we have done during our time in Reception. Children will continue to use the past tense in their discussions to explain which things they have enjoyed the most during their first year in school. Children will also spend time with the Nursery children and will share their past experiences with our September starters.	
	<b>Project On a Page Idea:</b> Create your own timeline of Reception using the words Autumn, Spring and Summer. Add your favourite memories of Reception to your timeline. You could use words or drawings.	
Music	In Music, children will use everything that they have learnt in music to perform their own songs and shows. Children will be encouraged to sing familiar songs, make up their own music and create their own beats. We are pleased to see how confident the children have become at this and are now happily performing their own music during their choosing time. Children will be learning new songs and dances in preparation for the Reception graduation.	
	<b>Project On a Page Idea:</b> Can you create a dance to your favourite song?	
Art	We will be learning how to use air dry clay to create our own mini sculptures. We will use different materials to print into our clay to create new effects. Keep an eye out for our creations in the next coming week! Children will continue to access our workshop area during choosing time. Children will continue to develop the skills that we have learnt over the year in this area, exploring and experimenting with different ways of cutting, joining and decorating.	
	<b>Project On a Page Idea:</b> Show your parents what drawing club is. Draw a character or a setting from one of the stories that we have been reading in class. Can you add a secret code?	