



Our topic this half term: Food Glorious Food







CLASS TEXTS: Chocolate: from bean to bar, Chocolate, Wanted: The chocolate monster, Grendel a cautionary tale about chocolate, The chocolate touch, Chocolate: a sweet history, Chocolatine, Charlie and the chocolate factory, One day on our blue planet, Amazing animal journeys.

Our enrichment this half term: Our Year 3 play 'Spring Chicken the musical' and to link with Pupil Council for Healthy Tuck Shop initiative (PSHE link).

Project On A Page: If your child completes any of the Project on a Page suggestions (or any of their own ideas) please bring these into school once completed and we will showcase them as a class and celebrate their work and creativity in Year 3. A little reminder that POAP is optional and will no longer be showcased as a whole school but as individual classes. Thank you.

English	This half term we will be emersed into a range of enriching texts which not only teach us about the world of food around us but also inspire us to write newspaper articles and portal stories. We will build our vocabulary linked to PSHE and science and become confident writers as we explore the world of food glorious food. We will become critics, researchers and illustrators.	(ABC)
	Project On a Page Idea: To create your own recipe and write a set of instructions on how to make it, do not forget the list of equipment and ingredients.	
Maths	As mathematicians we will delve into perimeter, a new concept for us but one we will master together. We will start by looking at lengths, recap addition and multiplication before division too. We will look at fractions and move onto mass and capacity for another measurement unit. These will all link to our food theme and we will be getting hands on in our maths lessons.	$2+3=5$
	Project On a Page Idea: To compare the mass and capacities of foods at home and create a bar graph which represents the differences.	
Science	Light and shadows will be our focus in science this half term. We will look at light sources, compare light reflecting on surfaces, investigates shadows with materials, look at shadows throughout the day, compare light sources distances for shadow effects and finish our unit by telling a story with shadow puppets. This is all new learning for Year 3 so watch out for new words and lessons to happen at home too!	
	Project On a Page Idea: To create your own puppet show using light for shadows, you can make it or record it, the options here are endless, get creative!	



PSHE/RSE	In PSHE we will be learning all about the unit 'Healthy Me; and how our own choices can affect our health. We will cover topics such as; exercise, calories, drug use and self-awareness including safety. This will be a great unit to explore our own understanding of our bodies and build on previous learning about how to stay healthy.	
	Project On a Page Idea: To design a poster advertising ways to keep our minds and bodies healthy (not just through food and exercise).	
RE	In RE this term, we will be looking at the Easter Story and answering the key question 'What is 'good' about Good Friday?'. The children will explore the story itself, learn about lent and they might even make their own pancakes!	
	Project On a Page Idea: To create a collage on a Cross representing everything you think of about Easter.	
PE	This PE unit will include dodging, throwing and rolling a ball and throwing for a target. We will develop new skills and build on existing ones. We will be creating our own games as well as taking part in activities which will build on our confidence, teamwork skills and communication abilities.	
	Project On a Page Idea: To design your own target game. Recreate it through videos or by bringing the instructions into school and having a go at setting it up at playtime with our Year 6 leaders.	
French	This half term we will become confident speakers using verbs to explain things we can do, Je peux... (I Am Able...). We will also explore how to use conjunctions 'et' (and) & 'mais' (but). Mrs Parkinson will continue to teach our French lessons on a Thursday afternoon alongside Mrs Blundell.	
	Project On a Page Idea: To create a video demonstrating the things you can do by talking us through it. Challenge - can you add in any cooking verbs too?	
Computing	In computing the children will be introduced to the concept of networks and will learn how devices communicate. They will also be able to identify components and learn how information is shared and deepen this understanding by exploring examples of real-world networks	
	Project On a Page Idea: To create an information booklet about Computer Networks	
Art	We will begin with a day exploring charcoal for our Young Seaside's Exhibition. Working with shape and colour will be our focus this half term. We will be; inspired by artists and learn to respond to existing artwork, use collage and build on scissor work, develop our composition skills of collage and add definition and dimension.	
	Project On a Page Idea: To speak to an artist or research artists who use definition and dimension in their collage work and create a non-chronological report about them.	



Geography

Throughout geography this half term we will explore 'where does our food come from?' by following food trails around the world. This unit will lead us into flashback learning of previous countries and supporting our existing knowledge of food. This unit links to our PSHE topic of 'Healthy Me' however we may encounter some not so healthy options in our learning as the cocoa bean takes pride of place, it's okay to have a balanced diet after all!



Project On a Page Idea: To research a particular food and where it comes from, how can you recreate the food's journey and show it to the class? Get creative and imaginative with the way you can present your findings!