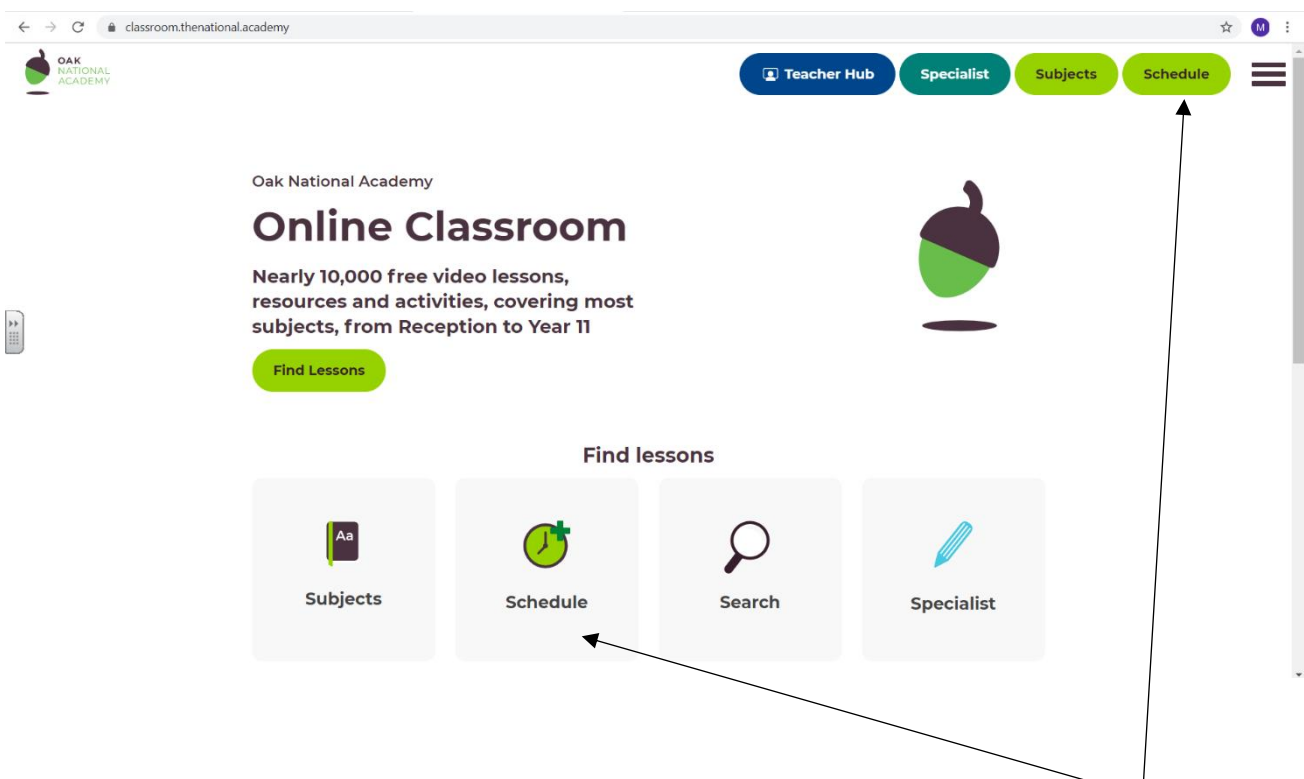




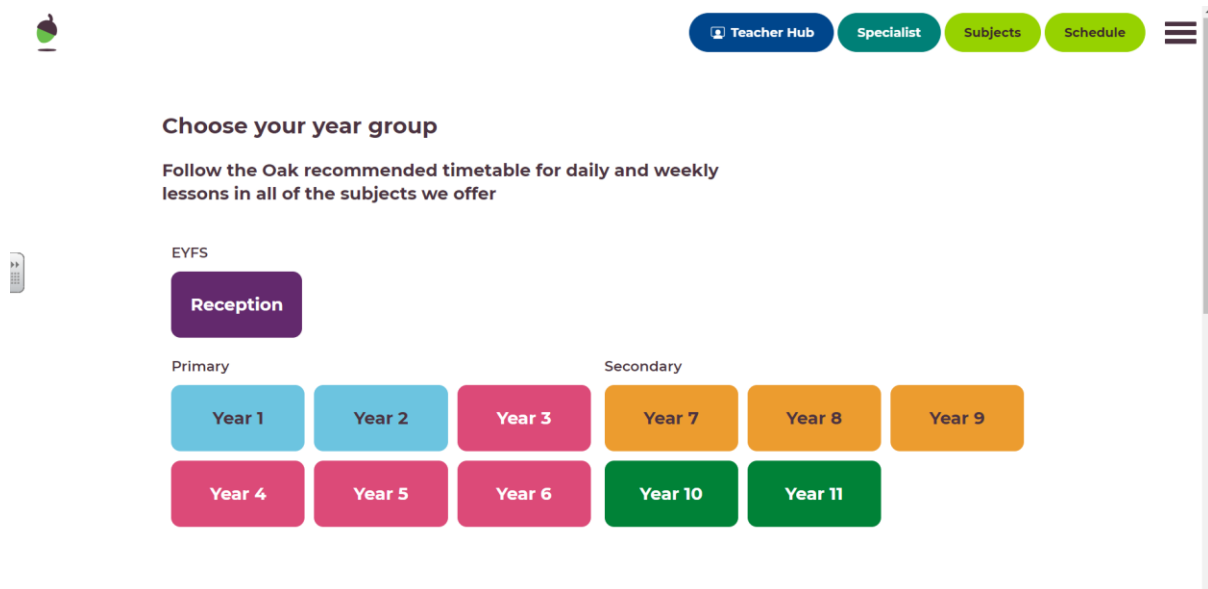
How to access home learning activities on Oak National Academy.

To access the Oak National Academy lessons, please follow the steps below.

- Navigate to the Oak National Academy website on your device. You can do this by typing Oak National Academy into Google or following this link: <https://classroom.thenational.academy/>

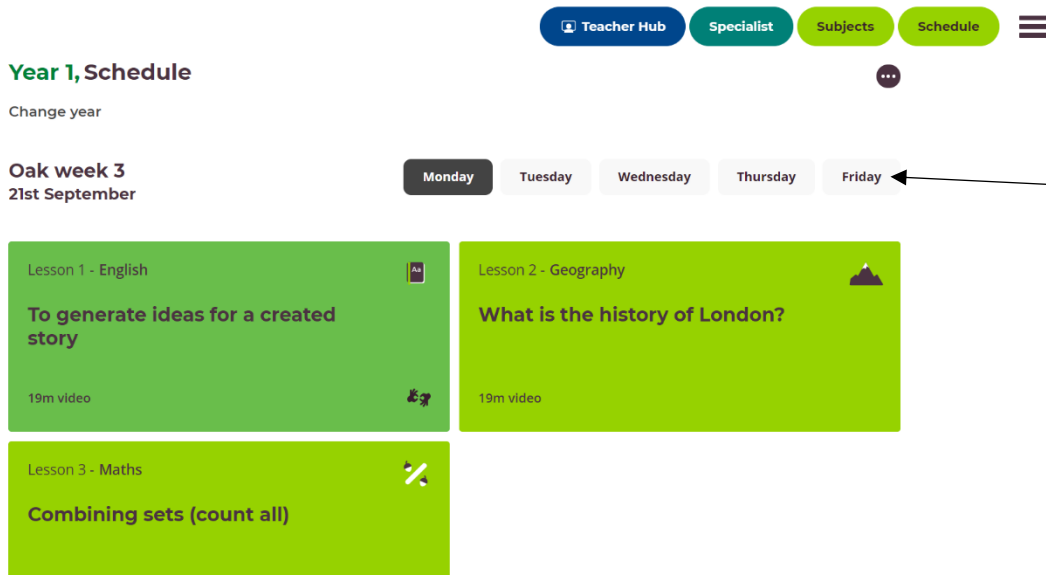


Once you are on the Oak National Academy page, click on 'Schedule'. You can find this in the centre of the webpage, or on the top right hand side of the webpage.



The page above will appear. Choose your child's year group from the options shown.

Below is an example of what will appear when you have clicked on your child's year group.



Here you will see the days of the week. Click on these to see the learning that is set for each day.

Check that you are clicking on the correct day and completing the work for the most recent week.

You may see work that has been set in previous weeks. Start from the most recent week (the week that you see first). For a challenge, you may choose to see the learning that has been set before.

Year 1, Schedule



Change year

Oak week 3 21st September

Monday

Tuesday

Wednesday

Thursday

Friday

Lesson 1 - English

To generate ideas for a created story

19m video

Lesson 2 - Geography

What is the history of London?

19m video

Lesson 3 - Maths

Combining sets (count all)

14m video

Oak week 2 14th September

Monday

Tuesday

Wednesday

Thursday

Friday

Lesson 1 - English

To explore how writers create mood

15m video

Lesson 2 - Maths

Finding half of a number within 10

10m video

Lesson 3 - Science

What is a material?

23m video

Oak week 1 7th September

Monday

Tuesday

Wednesday

Thursday

Friday

Lesson 1 - English

To tell a story from memory

25m video

Lesson 2 - Maths

Representing numbers within 10

10m video