



# **WELCOME TO HARDWICK GREEN PRIMARY ACADEMY**



**Nursery 2024/25**





# OUR SCHOOL VALUES



**Mission Statement:** The academy will endeavour  
to raise the achievement and aspirations of  
every child.





# OUR NURSERY STAFF



**Mrs Salmon**  
Nursery Room  
Leader




**Mrs Hugill**  
Nursery Teaching  
Assistant




**Mrs Mcleary**  
Nursery Teaching  
Assistant





# OUR DAY IN NURSERY



The morning session begins at 8:40am and ends at 11:40am.

The afternoon session begins at 12:30pm and ends at 3:30pm.

You may request a preference for morning or afternoon session on the admissions form but please note that we are unable to guarantee this preference.

We also offer 30 hours provision for those eligible or you can pay to top up your 15 hours to 30 hours. Please see the Admissions Policy on our website for more details and pricing.





# 30 HOURS FUNDING



All children age 3-4 are entitled to 15 hours free nursery care. However, some working families are eligible for 30 hours funded places which we offer at Hardwick Green Primary Academy. Find out if you are eligible at [www.childcarechoices.gov.uk](http://www.childcarechoices.gov.uk)





# LEARNING THROUGH PLAY

**"Most of what children need to learn during their early childhood years cannot be taught: it's discovered through play" – Ruth Wilson**

There is no such thing as 'just play'! There is overwhelming research that shows children learn best when they play and engage with activities that interest them. Our highly skilled team provide a learning environment that enables children to explore, create, experiment and play! Our resources, equipment and activities are all set up in a way that meets the developmental needs of each child. Our staff will regularly play with the children because it is our skilled questioning and support that helps them to progress. Throughout each day the children will play independently, in groups, with an adult, at a table, on the floor, writing in a book, writing in the mud! We encourage all of our parents to play with their children at home too. You will be amazed at what children are capable of when we meet them at their level.







# WHAT WILL MY CHILD LEARN IN NURSERY?

There are 7 key areas of learning for young children which will be developed in Nursery. You can also help develop these areas at home!



**Communication & Language**  
Listening, attention and understanding, and speaking.



**Personal, Social and Emotional Development**  
Managing self, self-regulation and building relationships.



**Maths**  
Number and numerical patterns



**Expressive Arts & Design**  
Creating with materials and being imaginative and expressive



**Physical Development**  
Gross motor skills and fine motor skills



**Literacy**  
Comprehension, word reading and writing



**Understanding the World**  
Past and present, people, cultures and communities, and the natural world



# ENVIRONMENT



In our environment we favour open-ended, natural materials.

This allows for the children to lead their own learning through play.



# ENVIRONMENT



In 2022 we had an extensive remodelling of our outdoor environment. We now have a large sandpit, sensory kitchen, play tree, stage area and water area.



# SCHOOL UNIFORM IN NURSERY



In Nursery we often learn through play and sometimes that can get a little messy! We are also active all day! Our recommendation is that you dress your child in a yellow or white school t-shirt and green jumper or cardigan and either black jogging bottoms or leggings (no jeans please). Plain black trainers or plimsolls are also a great idea to allow your children to be comfortable and active. However, please ensure that these have velcro fastening, not laces.

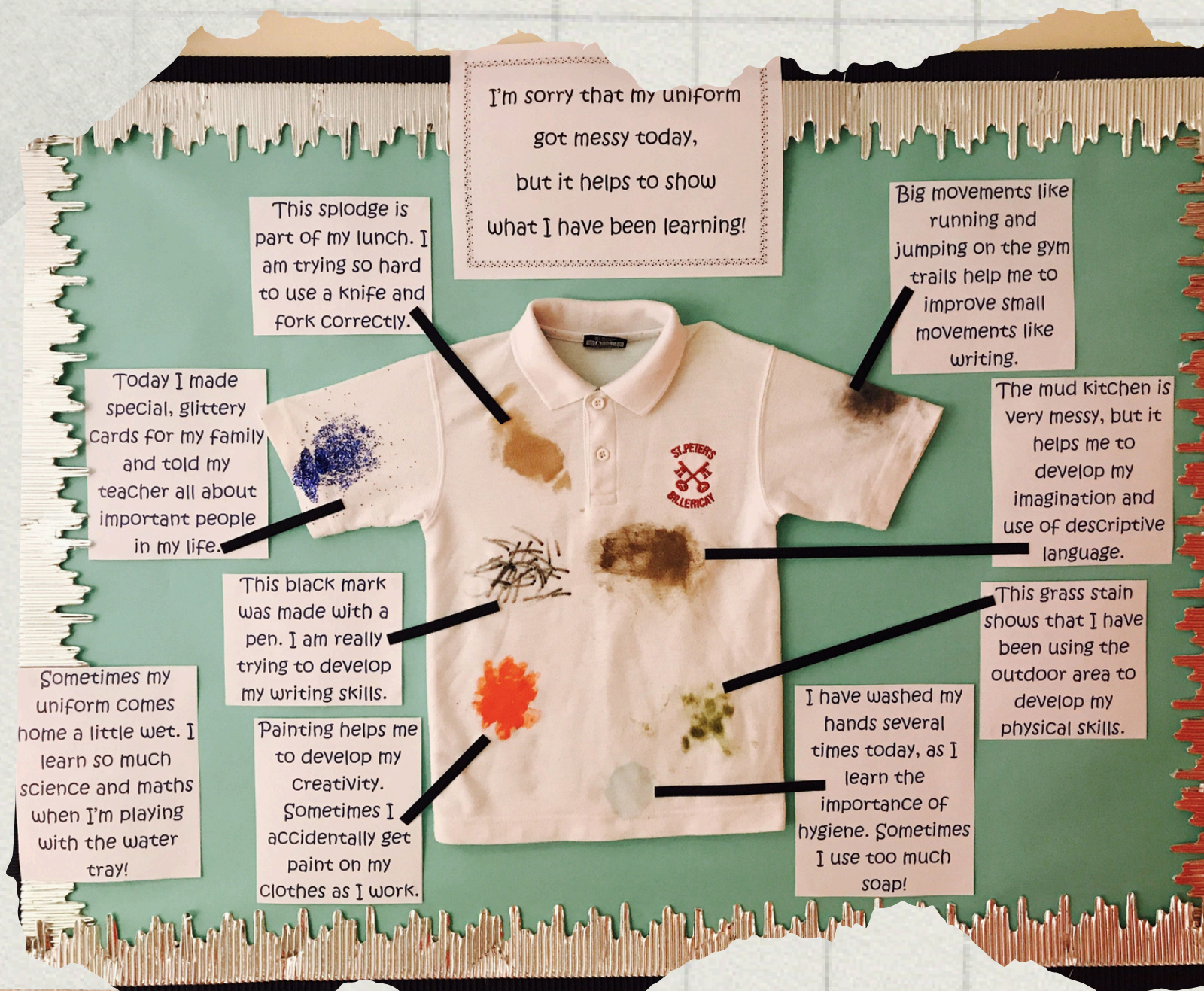
As we will be going outside no matter the weather please can you also provide your child with a pair of wellies that can stay in school and a coat or jacket each day. Don't forget gloves, hat and scarves in the winter too. Please also apply sun cream on sunny days.

Please can you name label all of your children's clothes!

**PLEASE NOTE THAT FOR HEALTH AND SAFETY REASONS EARRINGS ARE NOT PERMITTED IN EARLY YEARS AND MUST BE REMOVED.**



# AN EXTRA NOTE ABOUT UNIFORMS



Your child will probably often come home from Reception with messy uniform but that's ok! It's a diary of that day's learning. For example, if their t-shirt is covered in whiteboard pen or chalk you know they've been trying hard with their pencil grip and mark making. If they have paint or glue on their clothes they have been developing their creativity and using different materials. If they grass stains on their trousers then that shows that they have been active and improving their physical development. We will never complain that your child's uniform has stains!





# When will my child start nursery?

Your child can start Nursery the term after their 3rd birthday:

If your child turns 3 between 1st April-31st August they will start  
Nursery the following September.

If your child turns 3 between 1st September-31st December they will  
start Nursery the following January.

If your child turns 3 between 1st January-31st March they will start  
Nursery the following April.





# WHAT CAN I DO TO PREPARE MY CHILD FOR NURSERY?

## Encourage independence

Encourage your child to independently go to the toilet and put on their shoes and coat. It's also a great idea to teach them how to ask an adult for help if they need it.

## Develop their communication

Practise greetings, simple questions and have lots of conversations. Giving your child time to talk – and also time when they have to listen – teaches vital speaking and listening skills. Encourage your child to talk in full sentences.

## Talk to your child about Nursery

Talk about what will happen and what to expect at school. You could encourage them play schools. Talk about how much fun Nursery is and all the things they have to look forward to! You could watch video clips such as Woolly and Tig - First Day at Nursery School on CBeebies.



# KEEPING IN TOUCH



We use a brilliant app called Class Dojo, which you can download on your smart phone. Through this app we can both add photographs to your child's portfolio and send messages to each other. We can also communicate key dates and other important information to you.



We also regularly post photos on our Early Years Instagram account. Our Early Years Instagram can be found at @HardwickGreenEY. If you would like us to not post any photos of your child on Instagram then please indicate so on your consent form.