



Welcome to
Hardwick Green
Primary Academy



3-4 Year Old Nursery 2022/23



★ Hello!



Mrs Scott
Nursery Teacher
(4 days)



Mrs White
Nursery Teacher
(1 day)



Mrs Hugill
Teaching Assistant

Leadership Team



Mr Story
Principal



Mr Piggford
Vice Principal



Mr Jones
Assistant Principal



Mrs Gorman
Early Years Lead



Mrs White
SENDCo



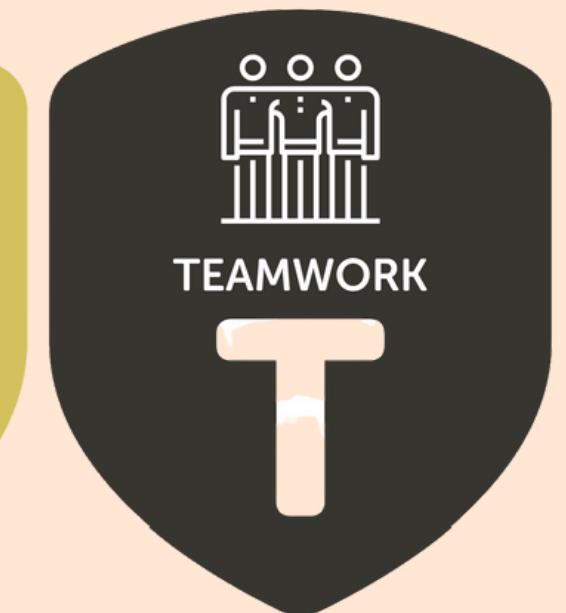
Miss Howarth
Specialist
Safeguarding Officer



Our school values



Mission Statement: The academy will endeavour to raise the achievement and aspirations of every child.



Our day at Nursery


**Start and end times
Entry and exit**

The morning session begins at 8:45am and ends at 11:45am.

The afternoon session begins at 12:30pm and ends at 3:30pm.

You may request a preference for morning or afternoon session on the admissions form but please note that we are unable to guarantee this preference.

We also offer 30 hours provision for those eligible or you can pay to top up your 15 hours to 30 hours. We also offer breakfast club and the option to stay at school for lunch at an additional cost.



30 hours funded nursery places



All children age 3-4 are entitled to 15 hours free nursery care. However, some working families are eligible for 30 hours funded places which we offer at Hardwick Green Primary Academy. Find out if you are eligible at www.childcarechoices.gov.uk

ENQUIRE NOW ABOUT OUR

30 hours funded places
for 3 & 4 year olds

TEL: 01642 677968

ENQUIRIES@HARDWICKGREENACADEMY.ORG.UK



Our Nursery environment

Our Nursery room has recently been transformed with new flooring, furniture and resources - allowing the children to play, explore and learn in a calm yet engaging environment. Our resources are carefully chosen to meet the children's needs and interests. We also have a large outdoor area in which the children can continue to play and explore in nature.



Our Outdoor environment



Learning through play

"Most of what children need to learn during their early childhood years cannot be taught: it's discovered through play" - Ruth Wilson

There is no such thing as 'just play'! There is overwhelming research that shows children learn best when they play and engage with activities that interest them. Our highly skilled team provide a learning environment that enables children to explore, create, experiment and play! Our resources, equipment and activities are all set up in a way that meets the developmental needs of each child. Our staff will regularly play with the children because it is our skilled questioning and support that helps them to progress.

Throughout each day the children will play independently, in groups, with an adult, at a table, on the floor, writing in a book, writing in the mud! We encourage all of our parents to play with their children at home too. You will be amazed at what children are capable of when we meet them at their level.



What will my child learn in Nursery?

There are 7 key areas of learning for young children which will be developed in Nursery. You can also help develop these areas at home!



Communication & Language

Listening to others, understanding instructions and speaking effectively.



Personal, Social and Emotional Development

Playing with others, being confident and managing feelings.



Maths

Counting, understanding number, shapes and measures.



Expressive Arts & Design

Using different materials, constructing and being imaginative.



Physical Development

Using our bodies for large and fine motor skills.



Literacy

Talking about stories and rhymes and making marks.



Understanding the World

Talk about our families, the world around us and different people.

School uniform in Nursery

In Nursery we learn through play and sometimes that can get a little messy! We are also active all day! My recommendation is that you dress your child in a yellow school t-shirt and green jumper or cardigan and either black jogging bottoms or leggings (no jeans please). Plain black trainers or plimsolls are also a great idea to allow your children to be comfortable and active. However, please ensure that these have velcro fastening, not laces.

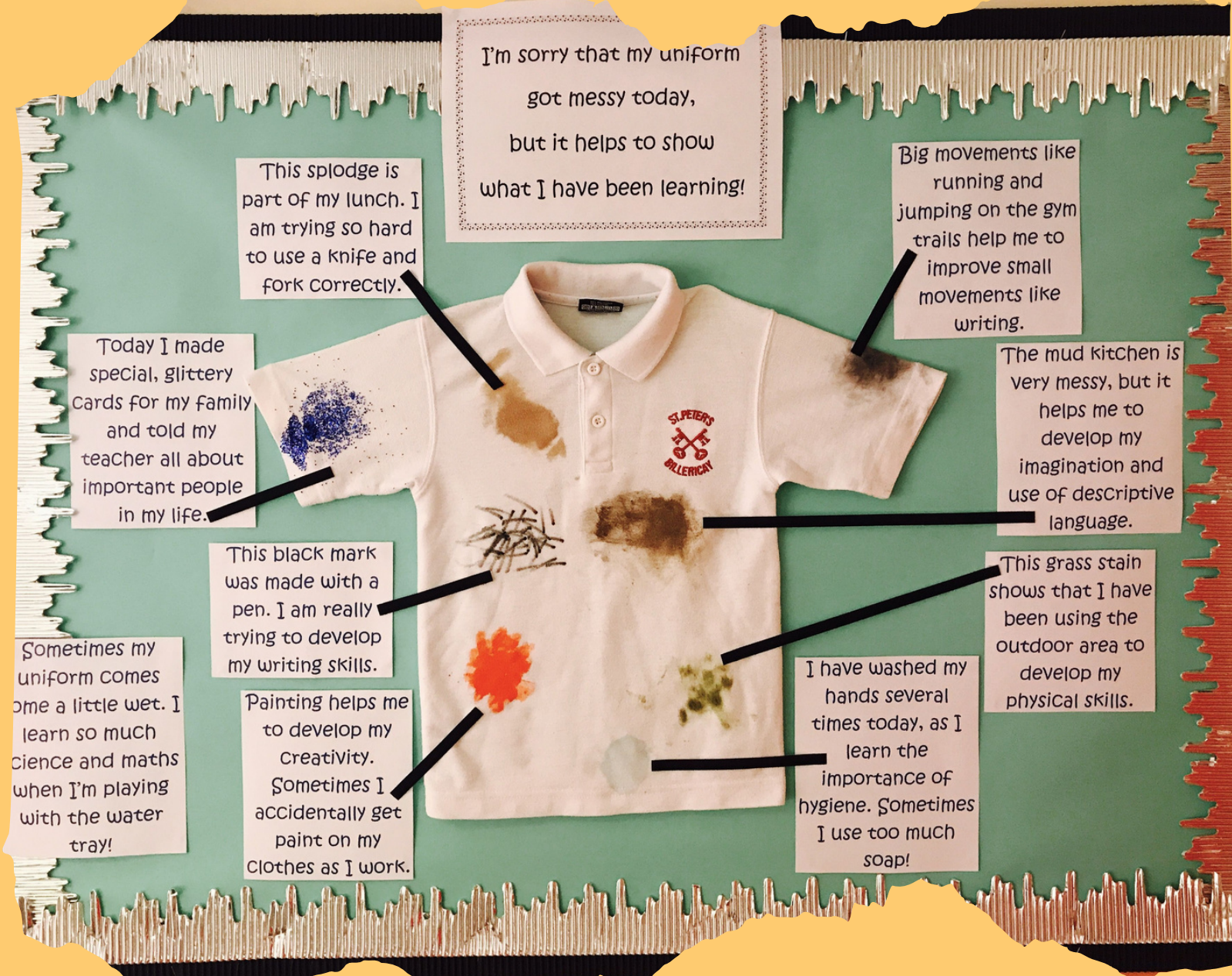
As we will be going outside no matter the weather please can you also provide your child with a pair of wellies that can stay in school and a coat or jacket each day. Don't forget gloves, hat and scarves in the winter too. Please also apply sun cream on sunny days.

Please can you name label all of your children's clothes!



An extra note about uniforms

Your child will probably often come home from Nursery with messy uniform but that's ok! It's a diary of that day's learning. For example, if their t-shirt is covered in whiteboard pen or chalk you know they've been trying hard with their pencil grip and mark making. If they have paint or glue on their clothes they have been developing their creativity and using different materials. If they grass stains on their trousers then that shows that they have been active and improving their physical development. We will never complain that your child's uniform has stains!




When will my child start Nursery?

Your child can start Nursery the term after their 3rd birthday:

If your child turns 3 between 1st April-31st August they will start Nursery the following September.

If your child turns 3 between 1st September-31st December they will start Nursery the following January.

If your child turns 3 between 1st January-31st March they will start Nursery the following April.



What can I do to prepare my child for Nursery?

There are lots of things you can begin to do now to give your child the best possible start in Nursery.

1

Encourage independence

Encourage your child to independently go to the toilet and put on their shoes and coat. It's also a great idea to teach them how to ask an adult for help if they need it.

2

Develop their communication

Practise greetings, simple questions (such as 'May I go to the toilet?') and have lots of conversations. Giving your child time to talk – and also time when they have to listen – teaches vital speaking and listening skills. Encourage your child to talk in full sentences such as saying 'I need a drink.' rather than simply saying 'drink'.

3

Talk to your child about Nursery

Talk about what will happen and what to expect at school. You could encourage them play schools or pretend their favourite doll or teddy is starting school. Talk about how much fun Nursery is and all the things they have to look forward to! You could watch video clips such as Woolly and Tig - First Day at Nursery School on CBeebies.



Keeping in touch



We use a brilliant app called **Class Dojo**, which you can download on your smart phone. Once your child starts in our Nursery I will be able to give you a code for your own login. Through this app we can both add photographs to your child's portfolio and send messages to each other. I can also communicate key dates and other important information to you.



We also regularly post photos on my class **Twitter** account **@HGPAMrsScott**. If you would like us to **not** post any photos of your child on Twitter then please indicate so on your consent form or let the school office know.