



## Mystery Text

Hi everyone we are still continuing with our mystery text.

However, we do know a little bit more than we did last week. We know that Jub is a little girl who takes Happy Endings from one end of the forest to the other in time for children's bedtime stories.

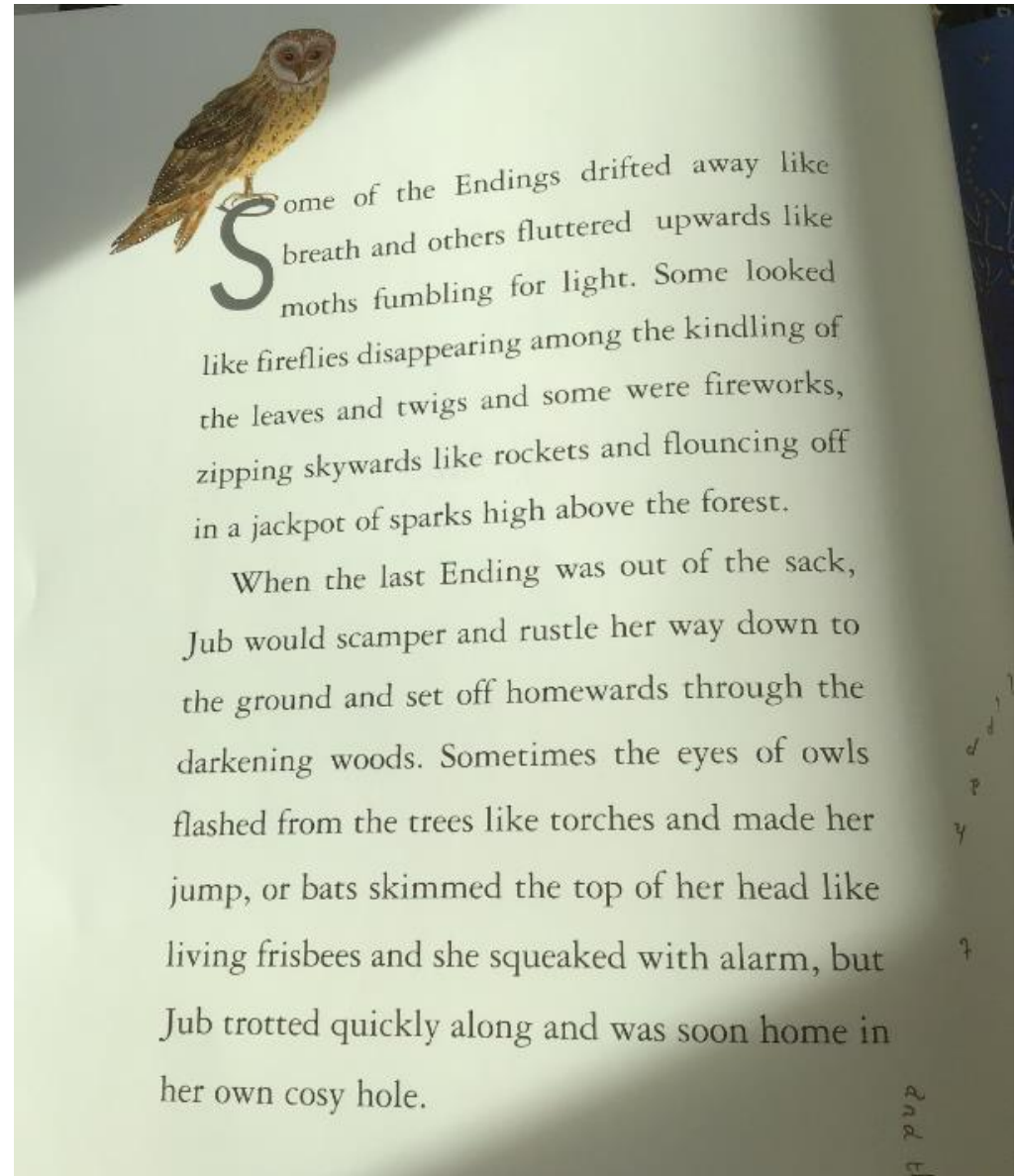
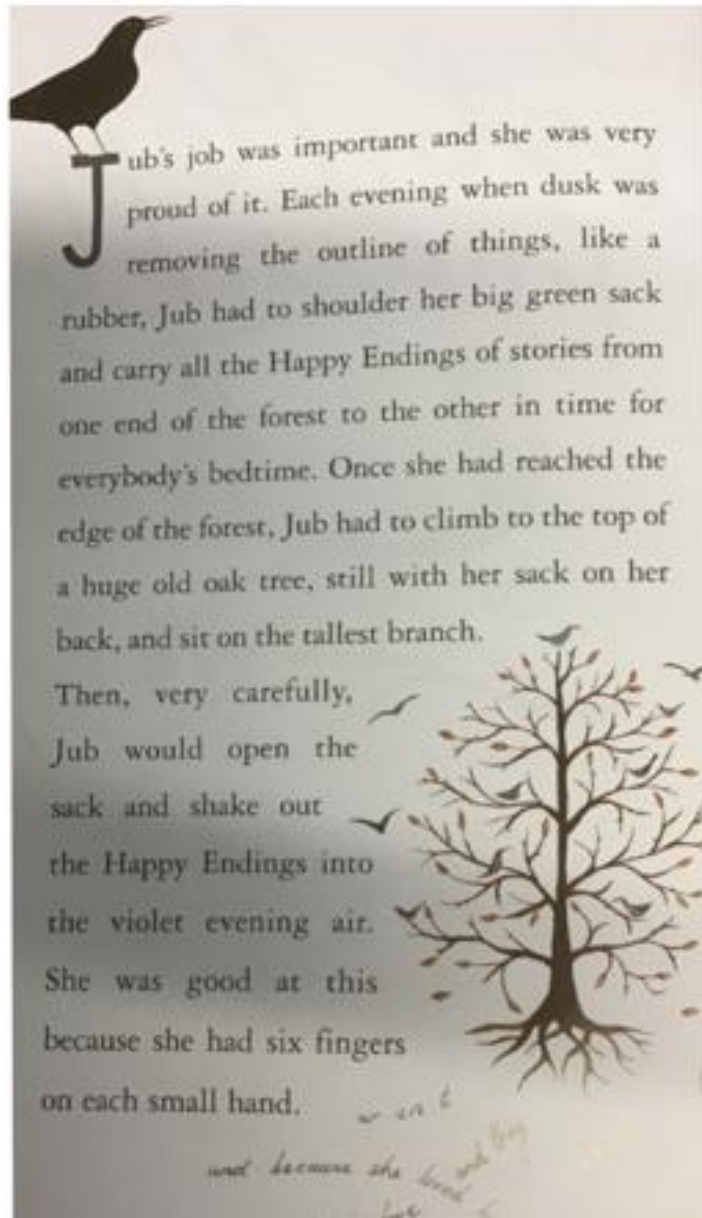
Follow these pages for your English work every day and complete the tasks that you have been set. Any sheet for you to work on will be on dojo, otherwise we would like you to write your work neatly in your workbook. Remember I expect the best work as if you are working with me in class.

Well done everyone – lets go.....

Monday will be a handwriting task – see the timetable

Tuesday 26<sup>th</sup> January


Re-read the story so far – the images are saved below (or listen to me reading it on portfolio).












She would sleep quite late the following day. By the time she'd shopped, cooked, laundered, ironed, read a bit of her new book and perhaps visited a neighbour in another hole, the Happy Endings had flown back to the forest like homing pigeons and were hanging from the ancient silver birch all ready for Jub to collect once again.



Wednesday 27<sup>th</sup> January

Today we are thinking about Jub and what an unusual person she is.

I want you to think about where she lives, what she does, and any other information about her.

Think about what questions you would ask Jub if she was sitting in front of you.

Watch the lesson on Microsoft teams of the children asking Mrs Pavey (who was pretending to be Jub) questions.

Now refine your questions and add any that you may not have thought about.

Thursday 28<sup>th</sup> January

Read the story again so far and focus on what Jub does in a normal day.

Plot her events on a story map. See the example on portfolio.

Watch the lesson on Microsoft teams

Draw your own story map in your book and add each part of Jub's day. I have thought about at least 12 different things that she does and then put them in order on the story map.

Draw pictures against each point.

Then add a sentence to each as if you are Jub e.g. Next I visited my lovely neighbour Brenda, it is always so nice to see her because she makes me smile with a cup of tea and a piece of yummy cake.

Make sure you are using the conjunctions because, when, if, although

Friday 29<sup>th</sup> January

Today you are using your story maps to write a diary entry as if you are Jub.

Remember diaries should be written in past tense because the events have already happened.

Watch the lesson on Microsoft teams.

Make sure you have your date in your books – underline.

Your title is Jub's day – underline.

Now follow your story map and write about your day as if you are Jub putting everything in the order that it happened.

Make sure you use the conjunctions – when, if, because, although

Make sure you use time openers – Next , then, after that, Finally etc