





Home Learning Grid

Year 1




18.1.202



		Session 1		Session 2			Session 3	Session 4
Mon	Morning exercise	<p><u>Maths</u></p> <p>Find and make number bonds</p> <p>Watch video: https://whiterosemaths.com/homelearning/year-1/spring-week-2-number-addition-and-subtraction-within-20/</p> <p><u>Activity:</u> Complete activity in workbook</p>	BREAK	<p><u>English</u></p> <p>Respond to illustration</p> <p>Circle what they see and compare environments.</p>	<p><u>Phonics</u> 'ie'</p> <p>Watch the phase 3 flashcards video: https://www.youtube.com/watch?v=aNcBWSBxSp0</p> <p>This is important and must be done before any new learning.</p> <p>Watch Mr Thorne does phonics 'ie': https://www.youtube.com/watch?v=bysxOlWkT08</p>	Lunch	<p><u>Computing</u></p> <p>Check dojo for Mrs Wilson</p>	<p><u>Music</u></p> <p>Check dojo for Miss O'Hara and Miss Chilver</p> <p></p>
Tue		<p>Add by making ten</p> <p>Watch video: Add by making ten activity: https://whiterosemaths.com/homelearning/year-1/spring-week-3/</p> <p><u>Activity:</u> Complete task in book</p>		<p><u>English</u></p> <p>Art</p> <p>Visualisation of the glade. What do you think it looks like?</p>	<p>'ea'</p> <p>Watch the phase 3 flashcards video: https://www.youtube.com/watch?v=aNcBWSBxSp0</p> <p>Watch Mr Thorne does phonics 'ea': https://www.youtube.com/watch?v=U5KZNjV37Mo</p> <p>Log onto Education City and complete activity. www.educationcity.com</p>		<p><u>Science</u></p> <p>Everyday materials Properties of Plastic</p> <p>Recap What materials do we use? Use the link to play 'What different objects are made from?' https://www.bbc.co.uk/bitesize/topics/zrsgk7/articles/z9pgcdm</p> <p><u>Plastic</u></p> <p>Watch video: https://www.bbc.co.uk/bitesize/clips/zsys34j Can you find different examples of plastic in house? What are the properties of plastic?</p>	

Home Learning Grid

Year 1

Wed		<p>Arithmetic</p> <p><u>Activity:</u> Complete task on dojo.</p>		<p><u>English</u></p> <p>Comparing seasons</p> <p>Venn diagram What is the same? What is different?</p>	<p>'oy'</p> <p>Watch the phase 3 flashcards video: https://www.youtube.com/watch?v=aNcBWSBxSp0</p> <p>This is important and must be done before any new learning.</p> <p>Watch Mr Thorne does phonics 'oy': https://www.youtube.com/watch?v=aodJQr-WJLk</p> <p>Log onto Education City and complete activity. www.educationcity.com</p>		<p><u>Jigsaw</u></p> 	<p><u>Art Diversity</u></p>  <p>Katsushika Hokusai</p> <p>Katsushika Hokusai was a Japanese artist and print maker, whose works have become well known outside Japan. His best known work is <i>The Great Wave off Kanagawa</i>.</p>  <p><small>The Great Wave off Kanagawa.</small></p> <p>Task:</p> <p>Can you recreate <i>The Great Wave of Kanagawa</i>.</p> <p>You can use any materials to create this for example, pencils, felt tips, paint etc.</p>
-----	--	---	--	--	---	--	--	--

Home Learning Grid

Year 1

Thu	<p>Subtraction – not crossing 10</p> <p>Watch video: https://whiterosemaths.com/homelearning/year-1/spring-week-3/</p> <p>Activity: Complete activity in book.</p>		<p><u>English</u></p> <p>Story map of the journey so far</p>	<p><u>'ir'</u></p> <p>Watch the phase 3 flashcards video: https://www.youtube.com/watch?v=aNcBWSBxSp0</p> <p>Watch Mr Thorne does phonics 'ir': https://www.youtube.com/watch?v=c_09njG4600</p> <p>Complete activity on dojo.</p>		<p><u>P.E</u></p> <p>Gymnastics</p>
Fri	<p>Subtraction – crossing 10</p> <p>Watch video: https://whiterosemaths.com/homelearning/year-1/spring-week-4-number-addition-and-subtraction-within-20/</p> <p>Activity: Complete activity in book</p>		<p><u>English</u></p> <p>Use your story map to help you write the boy's journey with Grannie so far.</p> <p>Spelling test</p>	<p>Watch the phase 3 flashcards video: https://www.youtube.com/watch?v=aNcBWSBxSp0</p> <p>This is important and must be done before any new learning.</p> <p>Log into phonics play and complete buried treasure. Click on phase 5 and then click the sounds we have done this week: <i>ie, ea, oy, ir</i></p>		<p><u>Geography</u></p> <p>Recap: Watch video and complete the quiz: https://www.bbc.co.uk/bitesize/articles/z2ksxbk</p> <p>The seven continents Listen to the seven continents song: https://www.youtube.com/watch?list=RDk6DSMZ8b3LE&v=K6DSMZ8b3LE</p> <p>Watch both videos about the seven continents and complete the quiz: https://www.bbc.co.uk/bitesize/articles/zw7gsk7</p> <p>Task: Label the seven continents on the worksheet – see dojo.</p>