

# Yr 2—Can you make a sculpture from anything?

## Techniques

### Carving



using tools to remove parts of the material

### Modelling



adding material to build up the shape

### Assembling



when pieces of material are added together

### Casting



a liquid poured into a mould which hardens taking the shape of the mould


## Types

### Low relief



A sculpture that is slightly raised from its background

### High relief




A sculpture that is dramatically raised from its background

### Sunken relief



An image carved below the surface

### Full Round



3D—you have to walk around it to see it


## Artists

### Barbara Hepworth





Hepworth was inspired by nature and used abstract shapes to represent them.

### Henry Moore



Moore was inspired by nature. He is famous for his abstract sculptures of people. Moore spent his childhood collecting stones, twigs, skulls, shells and other natural things.

### Dennis Oppenheim



Oppenheim is famous for creating land art, usually connected to household objects.

## Vocabulary

**Sculpture**— Art in 3D. They can be made from any material.

**3 dimensional**—shapes that are not flat and that “pop” out at you.

**Form**—structure or shape.

**Material** — The substance used to make something.

**Stable** — something fixed and steady. It won't fall down.

**Shape** —the appearance of an object defined by its outer surface or edge.