

# Home Learning Year 2

w/c 09/11/20

## English

This week in English we are writing instructions. We are going to create our own potion for a happy dream.

Day 1 - Write a list of ingredients for a happy dream e.g. fairy dust, unicorn horns, sunshine, snowflakes. Think about the things that make you happy. Remember to think about how much of each ingredient you will need e.g. 2 teaspoons of snowflakes.

Day 2 - Now we have decided what to put in our happy dream we are going to plan how we will make it. Think about each step and draw a picture to show what you will do. Make sure you include all of your ingredients.

Day 3 - Today we are going to write our instructions for a 'Happy Dream' potion using our plan. Remember a good set of instructions has...

- A title
- A list of what you will need
- Numbered instructions
- Imperative (bossy) verbs e.g. pour, mix, stir, sprinkle
- Pictures/ diagrams

The video on [this](#) link will help you write a good set of instructions.

## Maths

This week in Maths we are looking at addition and subtraction. Click on the links below to view lessons for each day.

[Lesson 1](#) - Adding a two -digit number and ones.

[Lesson 2](#) - Adding two -digit numbers and ones with regrouping

[Lesson 3](#) - Adding and subtracting multiples of 10

[Lesson 4](#) - Adding and subtracting multiples of 10 from a 2-digit number

[Lesson 5](#) - Adding two 2-digit numbers.

## Topic - Muck, Mess and Mixtures

This week in Science we are investigating the properties of different materials. We are going to use words like bendy, hard, soft, heavy, transparent, waterproof, absorbent and opaque to describe different materials. Can you find an object at home made from wood, metal, plastic and paper? Use the word mat and your own ideas to describe what the material is like.

In Design and technology this week we are going to be investigating fruits from around the world. Can you use your senses to investigate any fruit you have at home? What do they look like? How do they feel? Do they have a smell? What do they taste like?

Write some sentences to describe the fruits.

Can you move like the avengers? Watch this video and copy the moves.

<https://www.youtube.com/watch?v=uYi1kyMeFHQ>

Remember to check on Purplemash. Your teacher will have set you some tasks to do on there to support with the learning we are doing this week.

Day 4 - Today we are going to edit and improve our instructions. Can you add any adverbs to your instructions to explain how to do them e.g. **carefully** pour the snowflakes into the jug. Watch [this](#) video to remind you what adverbs are.

Remember to practise your spellings on Spelling Shed. You should find your log-in in your reading diary. If you don't have your log-in please contact your class teacher and they will be happy to help.

You can read more reading books on [www.oxfordowl.co.uk](http://www.oxfordowl.co.uk) . The class login is **HSA1** and password **blue**.

Practice your phonics using phonicsplay. You can use these login details to access the resources. Your teacher will support you in the best games and activities to try.

Username: Hsacademy

Password: Blackpool

# Materials



wood



metal



ice




waterproof



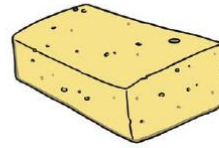
soft



hard



magnetic



absorbent



glass



transparent




fabric



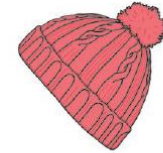
leather



plastic



bendy



wool



paper



cotton wool



brick



leaves



stone