

# Home Learning Year 2

w/c 16/11/20

## English

This week in English we are reading different Horrid Henry stories by Francesca Simon.

Day 1 – Read the following extract with an adult <https://www.lovereading.co.uk/download/extract/3058> or you can listen to Francesca Simon reading it [here](#). Imagine you are going to meet Horrid Henry. What questions would you ask him? Use question words like what, when, where, why and how to write some questions for Henry. Don't forget to end with a question mark.

Day 2 – Watch Horrid Henry's Sports Day [here](#). Write some sentences about Horrid Henry to describe his behaviour using evidence from the stories you have read so far. Use 'because' to extend your sentences. E.g. Horrid Henry is mean because he calls Moody Margaret names.

Day 3 – Watch [this video](#) about co-ordinating conjunctions and have a go at the activities. Can you write your own sentences using **and**, **but** or **or**?

Day 4 – Write a book review of your favourite Horrid Henry story. Think about why you like the story? Who is your favourite character? What is your favourite part in the story?

## Spellings

Remember to practise your spellings on [Spelling Shed](#). You should find your log-in in your reading diary. If you don't have your log-in please contact your class teacher and they will be happy to help.

## Maths

This week in Maths we are looking at addition and subtraction. Click on the links below to view lessons for each day.

Lesson 1 – Adding 2 two-digit numbers

Lesson 2 – Adding and Subtracting a 1-digit number to/ from a two-digit number.

Lesson 3 – subtracting a 1-digit number from a 2-digit number crossing 10

Lesson 4 – subtracting a 2-digit number

Lesson 5 - Subtracting a 2-digit number involving exchanging.

## Reading

You can read more reading books on [www.oxfordowl.co.uk](http://www.oxfordowl.co.uk).  
The class login is **HSA1** and password **blue**.

## Phonics

Practice your phonics using [www.phonicsplay.co.uk](http://www.phonicsplay.co.uk). You can use these login details to access the resources. Your teacher will support you in the best games and activities to try.

**Username: Hsacademy**

**Password: Blackpool**

## Topic – Muck, Mess and Mixtures

This week in **Science** we are looking at how different materials are suitable for different purposes because of the properties they have.

Watch [this](#) video. Choose 3 objects in your house and write a sentence to describe the material it is made from and why e.g. *The window is made from glass because it is transparent.*

In **Geography** we are looking at ways in which we can improve the school environment. Think of different ways we could improve the environment e.g. pick up litter, plant flowers, build bug hotels. Choose a way to improve the environment and make a poster to encourage people to do this.

In **RE** we are looking at the Christmas Story. You can watch the story [here](#). Use [these](#) stick puppets to retell the story to someone at home.


Remember to check on [Purplemash](#). Your teacher will have set you some tasks to do on there to support with the learning we are doing this week.



# Materials



wood



metal



ice




waterproof



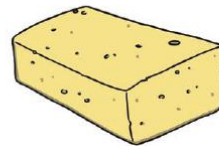
soft



hard



magnetic



absorbent



glass



transparent




fabric



leather



plastic



bendy



wool



paper



cotton wool



brick



leaves



stone