

Home Learning Year 2

w/c 23/11/20

English

This week in English we are continuing our work on Horrid Henry.

Day 1 – Read the following extract from Horrid Henry’s Sports Day.

<https://www.lovereading4kids.co.uk/book/7776/Horrid-Henrys-Sports-Day-Early-Reader-by-Francesca-Simon.html>

You will need an account but it is free.

What do you think happens next? Do you think Henry brings sweets to school? Does he win any races? Or maybe he plays a trick to stop everyone else winning? Write the next part of the story as if you were Horrid Henry.

Day 2 – Compare the characters of Horrid Henry and Perfect Peter. Think about their appearance and behaviour. Draw a picture of Henry and a picture of Peter and write words around them to describe their characters.

Day 3 – Next week we are going to be thinking about writing our own story in the style of Horrid Henry. Today you need to create your own main character for your story who is just like Horrid Henry. For example – Naughty Nora. Draw a picture of your character and write some sentences to describe them. What do they look like? How do they behave? What do they like/ dislike?

Day 4 – Think about the character you have created and gather some ideas as to the sort of things he/she might get up to. Think about the different settings for your story and what might happen in each place.

Spellings

Remember to practise your spellings on [Spelling Shed](#). You should find your log-in in your reading diary.

Maths

This week in Maths we are looking at addition and subtraction. Click on the links below to view lessons for each day.

[Lesson 1 – Solving word problems involving addition and subtraction.](#)

[Lesson 2 – Explore addition and subtraction \(part 1\)](#)

[Lesson 3 – Explore addition and subtraction part 2](#)

[Lesson 4 – adding three 1-digit numbers.](#)

[Lesson 5 – Solve word problems](#)

Reading

You can read more reading books on

www.oxfordowl.co.uk .

The class login is **HSA1** and password **blue**.

Phonics

Practice your phonics using www.phonicsplay.co.uk .

You can use these login details to access the resources.

Your teacher will support you in the best games and activities to try.





Username: Hsacademy

Password: Blackpool

Topic – Muck, Mess and Mixtures

This week in **Science** we are looking at how different materials can be changed by squashing, bending, twisting and stretching. Find 5 different objects around your house and test if they can be squashed, twisted, bent or stretched? You could make a table like the one below.

Complete the table with tick ✓ or crosses X

object	Stretch	Twist	Bend	Squash
Stone				
playdough				
plastic ruler				
Fabric pillow case				
plastic straw				
metal spoon				
piece of wood				
Record how many objects changed shape				


In Design and Technology we are going to think about the fruits we would use if we were going to make a fruit smoothie. Choose 3 different fruits for your smoothie and then write some instructions on how you would make it. Remember instructions need a title, ingredients, numbers, imperative (bossy) verbs, and pictures or diagrams.

Remember to check on [Purplemash](#). Your teacher will have set you some tasks to do on there to support with the learning we are doing this week.

Materials



wood



metal



ice




waterproof



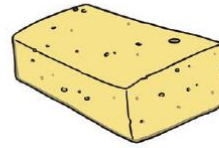
soft



hard



magnetic



absorbent



glass



transparent




fabric



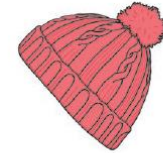
leather



plastic



bendy



wool



paper



cotton wool



brick



leaves



stone