



New School **Transition** **Pack** **Beech Class**

Learning Together ● *Learning for All* ● *Learning for Life*



Dear parents/carers,

This is a pack of visual information to help your child prepare for their new school and class. You can decide when you think it is best to start to talk about their new school. You can also use the school and class videos to help.

If there is anything else that you would like to know, or would be helpful, please contact your child's teacher at:

Email: beech@hawthorns.tameside.sch.uk

This is my new school



It is called Hawthorns School

This is what my uniform looks like




My Class is Called

Beech Class

This is what it looks like



These are my class grown-ups and some things about them



My name is Miss Dalziel.
I like to go running and hiking.
My favourite lesson is Wellbeing.
My favourite food is pizza.



My name is Mrs Holness.
I like watching Disney movies.
My favourite lesson is Task Boxes.
My favourite food is chocolate.



My name is Miss Lee.
My favourite colour is purple.
My favourite food is pizza.




My name is Mrs Fahim.
I like art and painting.
My favourite lesson is cooking.
My favourite colour is purple.


Here are somethings that happen in Beech Class!





MY COMMUNICATION




PIC•COLLAGE



MY THINKING





MY WELLBEING



PIC•COLLAGE

These are some things I will see around school

This is my school playground. This is where I can play with my friends and get some fresh air!



These are some things I will see around school

This is the school hall. This is where I will eat my dinner,



These are some things I will see around school

This is the Cookery Room. In here I'll learn to
make lots
of delicious foods!



These are some things I will see around

These are my school minibuses. I will go on these to go to lots of places, like swimming and adventure days.



*Grown ups, this is a 3 week countdown. You can use this to cross off a box each day to show children each day to show children

This is how many sleeps until I go to Hawthorns...

20	19	18	17	16
15	14	13	12	11
10	9	8	7	6
5	4	3	2	1



If you use a visual timetable at home, here is a symbol

