Henbury MATHS Journey: Place Value

EYFS

- Verbally count beyond 20, recognising the pattern of the counting system.
- Link the number symbol (numeral) with its cardinal number value.
- Subitise (recognising quantities without counting) up to 5
- Have a deep understanding of numbers to 10, including the composition of each number
- Compare quantities up to 10 in different contexts, recognising when one quantity is greater than, less than or the same as the other quantity.



YEAR 1

- count to and across 100, forwards and backwards, beginning with 0 or 1, or from any given number
- count, read and write numbers to 100 in numerals; count in multiples of twos, fives and tens
- given a number, identify one more and one less
- read and write numbers from 1 to 20 in numerals and words
- identify and represent numbers using objects and pictorial representations including the number line
- use the language of: equal to, more than, less than (fewer), most, least

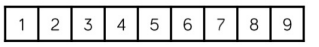

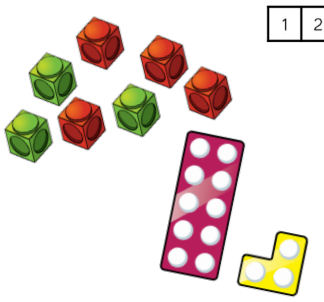

- count in steps of 2, 3, and 5 from 0, and in tens from any number, forward or backward
- read and write numbers to at least 100 in numerals and in words
- identify, represent and estimate numbers using different representations, including the number line
- recognise the place value of each digit in a two-digit number (tens, ones)
- compare and order numbers from 0 up to 100; use <, > and = signs

+ problem solving

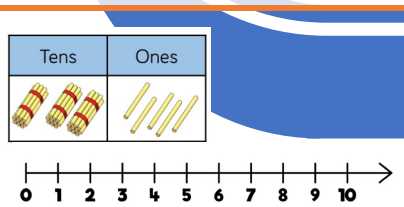

YEAR 2

- count from 0 in multiples of 4, 8, 50 and 100
- find 10 or 100 more or less than a given number
- read and write numbers up to 1000 in numerals and in words
- identify, represent and estimate numbers using different representations
- recognise the place value of each digit in a three- digit number (hundreds, tens, ones)
- compare and order numbers up to 1000

+ problem solving

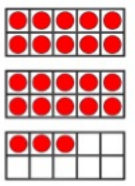

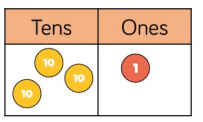

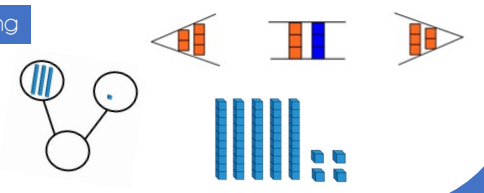

YEAR 3

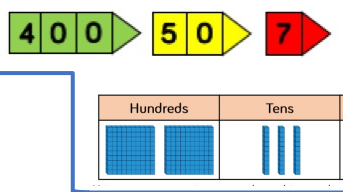

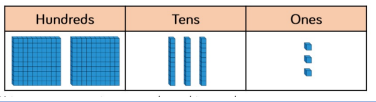

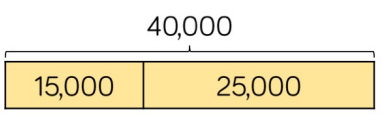

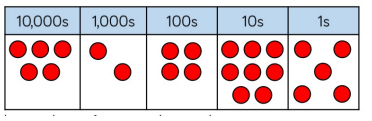

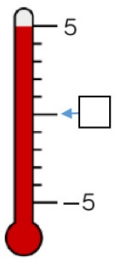

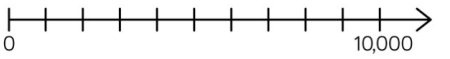

- count backwards through zero to include negative numbers
- count in multiples of 6, 7, 9, 25 and 1000
- find 1000 more or less than a given number
- read Roman numerals to 100 (I to C)
- identify, represent and estimate numbers using different representations
- recognise the place value of each digit in a four-digit number (thousands, hundreds, tens, and ones)
- order and compare numbers beyond 1000
- round any number to the nearest 10, 100 or 1000

+ problem solving

YEAR 4

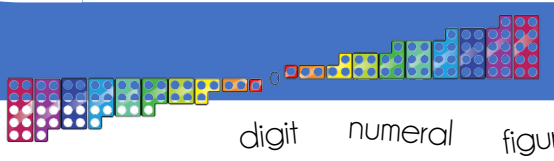

Key

Counting

Reading & Writing Numbers

Identifying, Representing & Estimating Numbers

Understanding Place Value

Comparing Numbers

Rounding

VOCABULARY

digit numeral figure partition round
compare estimate negative integer
value equal less than greater than
zero ones tens hundreds thousands
millions

YEAR 5

- interpret negative numbers in context, count forwards and backwards with positive and negative whole numbers, including through zero
- count forwards or backwards in steps of powers of 10 for any given number up to 1,000,000
- read and write numbers to at least 1,000,000
- read Roman numerals to 1000 (M) and recognise years written in Roman numerals.
- determine the value of each digit in numbers to at least 1,000,000
- order and compare numbers to at least 1,000,000
- round any number up to 1,000,000 to the nearest 10, 100, 1000, 10,000 and 100,000

YEAR 6

- use negative numbers in context, and calculate intervals across zero
- read and write numbers up to 10,000,000
- determine the value of each digit in numbers up to 10,000,000
- order and compare numbers up to 10,000,000
- round any whole number to a required degree of accuracy

+ problem solving