



EYFS English Spring We are reading this term -


The Magic Paintbrush



The Tiny Seed



I will not ever never eat a
tomato


























The Extraordinary
Gardener
































We can read and write Phase 2 sounds and many Phase 3 sounds and we are practising to include them in our writing.

My Phase 2 Sound Mat

s 	a 	t 	p 	i 	n 	m 	d 
g 	o 	c 	k 	ck 	e 	u 	r 
h 	b 	f 	ff 	l 	ll 	ss 	

twinkl

My Phase 3 Sound Mat

				j 	v 	w 	x 
y 	z 	zz 	qu 	ch 	sh 	th 	ng 
ai 	ee 	igh 	oa 	oo 	oo 	ar 	or 
ur 	ow 	oi 	ear 	air 	ure 	er 	

twinkl

Phonics – tricky words.

We practise recognising tricky words (ones that we can't sound out).

Phase 2, 3 and 4 Tricky Words

Phase 2

I
no
the
to
go
into


Phase 3

he
she
we
me
be
you
are
her
was
all
they
my

Phase 4

said
have
like
so
do
some
come
little
one
were
there
what
when
out

To support writing
Our handwriting scheme is online
<https://www.letterjoin.co.uk/login.html>



You can practise writing at home by –
Writing birthday cards to friends and
relatives.

Write a shopping list.

Write a to do list.



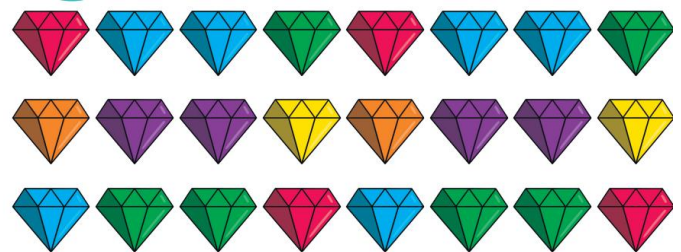
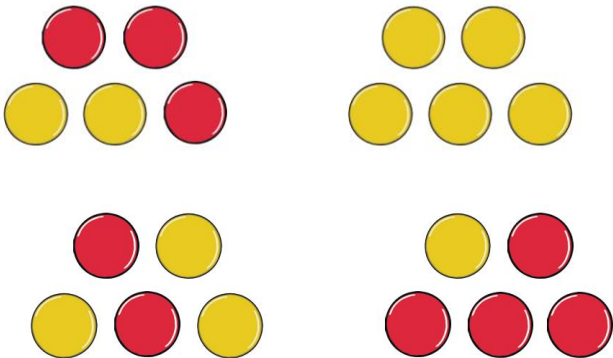



The words do not need to be spelt
correctly, just encourage your child to
use their Phonics knowledge.

E.g. Tiedee my room (tidy my room).

EYFS Maths

Spring

Counting backwards from 10, partition sets of objects, one less, spatial vocabulary, more complex patterns ABB or ABBC, mass.





EYFS Art and Design

Spring



Exploring sculpture

- Explore different textures - plasticine, play dough or clay
- Work your fingers and thumbs to create models and promote fine motor strength
- Paint models to help accuracy in mark making

Seasonal Art

Petal art – explore Spring flowers, leaves and grass.

Draw and copy Mother's Day card designs to send a message to a special lady.



EYFS Design Technology

Spring

Spring

Seasonal activity

- Flower arranging
- Easter decorations - draw egg designs and thread with ribbon to hang





DT skills

Threading

Weaving

Simple sewing



EYFS Science

Spring

Seasonal changes



Look at winter wildlife- what does hibernation mean?

Look at what plants need to grow.

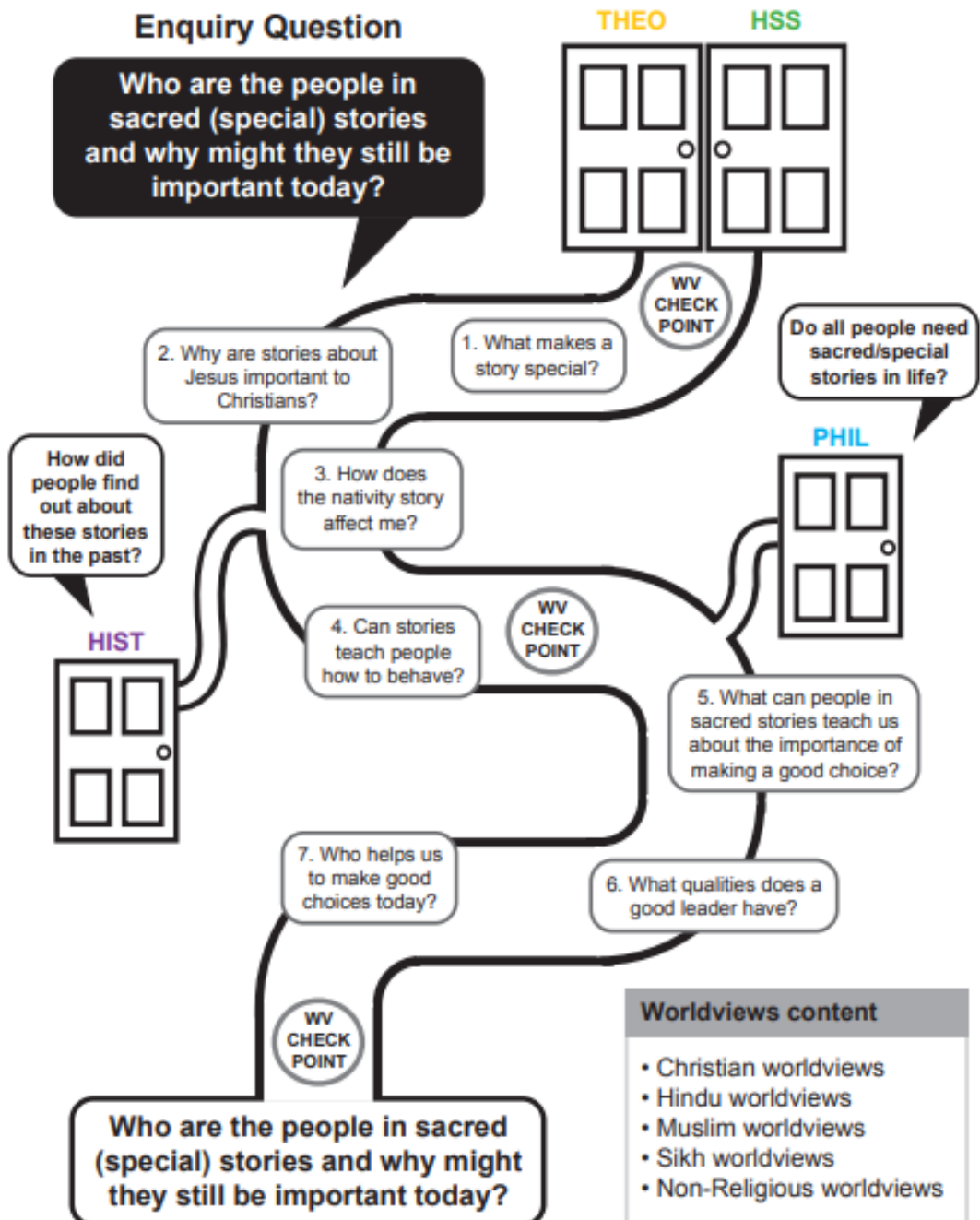
Grow something simple like watercress.



Explore seasonal changes. Can you notice changes to the trees and plants? Can you go on a hunt for buds, flowers and blossom?

RE

Who are the people in sacred (special) stories and why might they still be important today?



EYFS PE

Spring - Ball skills



Knowledge Organiser

Ball Skills Unit 1

Nursery/Reception

Get Set 4 Education

Ladder Knowledge



Sending:

Children will learn to look at the target when sending a ball.

Catching:

Children will learn to have hands out ready to catch.

Tracking:

Children will learn to watch the ball as it comes towards them and scoop it up with two hands.

Dribbling:

Children will learn that keeping the ball close will help with control.

About this Unit

In this unit children will develop their ball skills through the topic of 'minibeasts'. Children will develop fundamental ball skills such as rolling and receiving a ball, throwing to a target, bouncing and catching, dribbling with feet and kicking a ball. Children will be able to develop their fine and gross motor skills through a range of game play using a variety of equipment. Children will be given opportunities to work independently and with a partner.



Personal, Social and Emotional

This unit will develop the following skills:

- Social** work safely, collaboration, co-operation, support others
- Emotional** perseverance, independence, honesty
- Thinking** use tactics, comprehension

Physical Development

Physical Skills

- roll
- stop a rolling ball
- throw
- bounce
- catch
- dribble with feet
- kick



Home Learning

Find more games that develop these skills in the Home Learning Active Families tab on www.getset4education.co.uk

Kick, Roll, Throw

What you need: a ball, a target object

How to play:

- Players stand 3m away from a target object.
- Players explore hitting the target with a kicking, rolling and throwing.

Challenge:

How many times does it take for you to hit your target with kicking, rolling and throwing?

Play the game again, can you beat your score?



www.getset4education.co.uk

Head to our youtube channel to watch the skills videos for this unit. [@getset4education136](https://www.youtube.com/channel/UC...)

Communication and Language



If you enjoy this unit why not see if there is a ball game e.g. a football club in your local area.

Key Vocabulary

bounce	points	score
catch	roll	space
dribble	run	target
hit	safely	throw
kick		



Children will be taught to:

- Move around safely and with control.
- Have an awareness of others and items in the teaching space.
- Take turns when instructed.
- To store equipment safely when not in use.



This unit will help children to:

- change direction
- balance
- move different body parts at the same time
- be faster
- move for longer



Knowledge Organiser

Ball Skills Unit 2

Nursery/Reception

Get Set 4 Education

Ladder Knowledge



Sending:

Children will learn to look at the target when sending a ball.

Catching:

Children will learn to have hands out ready to catch.

Tracking:

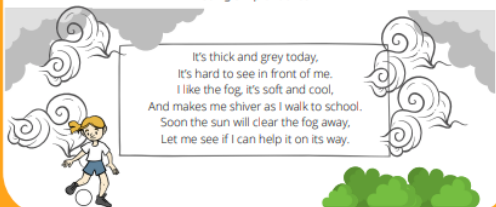
Children will learn to watch the ball as it comes towards them and scoop it up with two hands.

Dribbling:

Children will learn that keeping the ball close will help with control.

About this Unit

In this unit children will develop their ball skills through the topic of 'weather'. Children will develop fundamental ball skills such as throwing and catching, rolling a ball, using targets, dribbling with feet, kicking a ball, bouncing and catching a ball. Children will be able to develop their fine and gross motor skills through a range of game play with balls. Children will work independently and with a partner and will develop decision making and using simple tactics.



It's thick and grey today,
It's hard to see in front of me.
I like the fog, it's soft and cool,
And makes me shiver as I walk to school.
Soon the sun will clear the fog away,
Let me see if I can help it on its way.

Personal, Social and Emotional

This unit will develop the following skills:

- Social** co-operation, take turns, work safely, communication
- Emotional** perseverance, independence, determination, honesty
- Thinking** comprehension, use tactics

Physical Development

Physical Skills

- roll
- track
- throw
- dribble with hands
- dribble with feet
- kick
- catch



Home Learning

Find more games that develop these skills in the Home Learning Active Families tab on www.getset4education.co.uk

Kickaroo

What you need: a ball, pillows

How to Play:

- Place a pillow a few steps away. Practice kicking the ball to hit the pillow.
- Kick the ball and chase after it, try to catch it before it stops moving.
- Count how many times you can kick the ball within a certain time frame (e.g. 1 minute).
- Create an obstacle course using pillows. Kick the ball around the obstacles.



www.getset4education.co.uk

Head to our youtube channel to watch the skills videos for this unit. [@getset4education136](https://www.youtube.com/channel/UC...)

Communication and Language



If you enjoy this unit why not see if there is a ball game e.g. a football club in your local area.

Key Vocabulary

ball	partner	score
catch	ready	space
dribble	roll	target
kick	safely	throw



Children will be taught to:

- Move around safely and with control.
- Have an awareness of others and items in the teaching space.
- Take turns when instructed.
- To store equipment safely when not in use.



This unit will help children to:

- change direction
- balance
- move different body parts at the same time
- be faster
- move for longer





EYFS Geography

Spring

Understand position through words alone.


For example, “The bag is under the table,” – with no pointing. • Describe a familiar route. • Discuss routes and locations, using words like ‘in front of’ and ‘behind’.

- Begin to understand the need to respect and care for the natural environment and all living things.

- Know that there are different countries in the world and talk about the differences they have experienced or seen in photos.



EYFS History



Toys from the past

Were your toys or those of your grandparents different to the ones the children have now?

Look at old photographs.

Share stories of your childhood.

Transport then and now.

How do we travel now? How do the children get to school or go on holiday?

Talk about how it has changed.





Computing


Explore moveable toys with push and pull.

Discuss internet safety – not giving out personal details online.

Internet safety stories

<https://www.childnet.com/resources/smartie-the-penguin/>

<https://www.hectorsworld.com/>





Music



- Learn simple songs and rhymes
- Follow a rhythm with clapping
- Explore moving to music
- Listen to a variety of music genres and from different cultures

