



EYFS English

Autumn

We are reading this term -

Where the Wild Things Are




Bringing the Rain to Kapiti Plain




Look Up!



Little Red



The Polar Express



Phonics



We use Jolly Phonics in class and you can support your child's learning by – listening to You Tube Jolly Phonics songs

<https://www.youtube.com/watch?v=2Am4DtPeMec&list=PLweensYQM HQ1DVeI2BOeZ8KoJyuY INhH>



Practising blending and letter recognition

Phonics games –




<https://www.phonicsplay.co.uk/>

To support writing
Our handwriting scheme is online
<https://www.letterjoin.co.uk/login.html>

Letter-join!

Every Reception child has a pack of all the letter sounds and the action to practise recognising the letter, do the action and write the letter.

Classroom Step 1

	
	<p>ACTION Weave your hand in an s-shape like a snake, and say sssss.</p>
<p>S S S S S S S S</p> <p>S S S S S</p>	

Maths

EYFS Maths

Autumn

Number recognition, counting items,
finding how many altogether

Which numbers come next?

2 3 4

Can you work out the answer?



Which activity would you do at night time?
Circle it.




Which picture comes next in the pattern? Circle it.




 1 2 3 4 5 6 7 8 9 10

Making sets and matching objects

Can you circle all the apples?



Colour in the objects that
are the same.



Which object is different?



EYFS Maths Autumn

Sorting objects

Where does this sock belong?
Draw a line to the set it belongs to.




Colour the shape so that all of the shapes are all sorted correctly.

red




blue



Where would you sort each object to? Join each object up to the correct basket.



Making repeating patterns





Art and design

Autumn

Drawing - marvellous marks

- Explore different marks, patterns and textures.
- Use different writing tools - crayons, pencils, chalk, felt tip pens.
- To explore mark making using pencil



Seasonal Art

Explore changes in seasons – collect Autumn leaves, conkers, acorns and pine cones and make patterns and shapes with them.

Develop scissor skills – cut out old Christmas cards to make gift tags.

Draw and copy Christmas designs to make Christmas cards.



Design Technology

Autumn

Seasonal activity

- Develop skills attaching two parts together - using tape wrap boxes for Christmas decorations and wrapping Christmas presents.



Junk Modelling - use recycling boxes, cartons and plastic bottles to create 3D models. Explore shape and design and develop fixing two parts together using tape.



DT skills

Chopping cooked vegetables and learning about where different fruits and vegetables come from and using them in simple recipes.

Autumn

Animal adventures



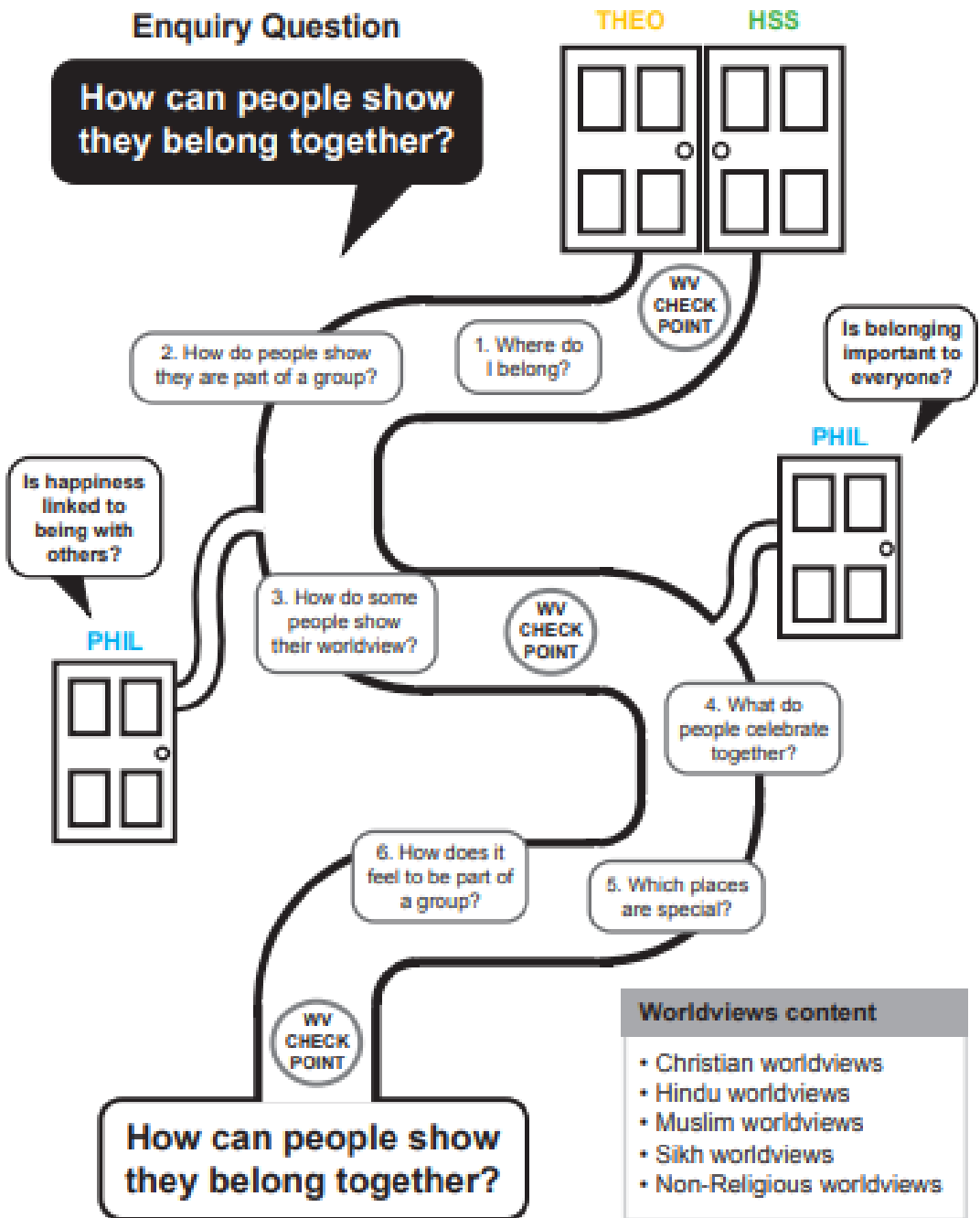
Look at differences between animals -
in the zoo, at home and minibeasts.
How many legs do they have? Do they
have wings? Where do they live?



Explore seasonal
changes. How have
the leaves changed
colour? Can you go on
a hunt for conkers,
acorns and pine
cones?

RE

How can people show they belong together?



Knowledge Organiser Introduction to PE Unit 1 Nursery/Reception

About this Unit
In this unit children will be introduced to Physical Education and structured movement through the topic of 'fantasy and adventure'. They will spend time learning basic principles of a PE lesson such as finding space, freezing on command, using and sharing equipment and working individually, with a partner and group. They will take part in activities which will develop fundamental movement skills such as running, jumping, skipping.

Witches and Wizards
Witches and wizards wear pointy hats, Witches make potions and have magic cats. Witches climb upon their magic brooms, And fly high and low with a va va vroom! Wizards stand tall in their long dark cloaks, And can vanish before you in a puff of smoke. Wizards have powerful wands to cast spells, 'Abracadabra' they loudly yell. 'I wonder if we could see, just how fun being wizards and witches could be.'

Key Vocabulary

avoid	freeze	space
backwards	safe	stop
forwards	sideways	partner

Communication and Language

If children enjoy this unit why not see if there is a multi sports club in their area.

Physical Skills

- run
- jump
- hop
- skip
- balance
- crawl

Physical Development

Children will be taught to:

- Move around safely and with control.
- Have an awareness of others and items in the teaching space.
- Take turns when instructed.
- To store equipment safely when not in use.

Problem Solving: Children will learn to make simple decisions in response to a task.

Navigational Skills: Children will learn that moving into space away from others and leaving a gap when following a path will help to keep them safe.

Communication: Children will learn that talking with a partner will help them to solve challenges e.g. 'let's go to the green hoop next'.

Reflection: Children will begin to identify when they are successful.

Rules: Children will learn that rules help to keep us safe.

Personal, Social and Emotional

This unit will develop the following skills:

- Social** share, communication, work safely, co-operation, leadership
- Emotional** independence, perseverance, confidence
- Thinking** select and apply actions, comprehension, reflection, make decisions

Home Learning

Find more games that develop these skills in the Home Learning Active Families tab on www.getset4education.co.uk

Grandmother's Footsteps!

What you need: three or more people

How to play:

- One person begins as the 'Grandmother', facing away from the others at the other end of the space.
- All other players begin behind a marker which shows the start line.
- Grandmother says 'go' and players try to creep up to the Grandmother without being heard.
- If the Grandmother turns around, everyone must freeze. If the Grandmother sees anyone move, they get sent back to the start.
- When the Grandmother turns away, everyone is allowed to creep again.
- The first person to get to the Grandmother wins the game and starts as the Grandmother in the next round.

Head to our youtube channel to watch the skills videos for this unit. @getset4education136

Knowledge Organiser Introduction to PE Unit 2 Nursery/Reception

About this Unit
In this unit children will be introduced to Physical Education and structured movement through the topic of 'everyday life'. They will spend time learning basic principles of a PE lesson such as safely using space, stopping safely, using and sharing equipment and working individually, with a partner and group. They will take part in activities which will develop fundamental movement skills such as running, jumping and skipping. Children will also play simple games and begin to understand and use rules.

Everyday Life

Key Vocabulary

catch	path	score
direction	rules	space
partner	safely	stop

Communication and Language

If children enjoy this unit why not see if there is a multi sports club in their area.

Physical Skills

- run
- jump
- throw
- catch
- roll
- skip

Physical Development

Children will be taught to:

- Move around safely and with control.
- Have an awareness of others and items in the teaching space.
- Take turns when instructed.
- To store equipment safely when not in use.

Problem Solving: Children will learn to make simple decisions in response to a task.

Navigational Skills: Children will learn that moving into space away from others and leaving a gap when following a path will help to keep them safe.

Communication: Children will learn that talking with a partner will help them to solve challenges e.g. 'let's go to the green hoop next'.

Reflection: Children will begin to identify when they are successful.

Rules: Children will learn that rules help to keep us safe.

Personal, Social and Emotional

This unit will develop the following skills:

- Social** work safely, co-operation, support others, communication
- Emotional** honesty, confidence, perseverance, determination
- Thinking** comprehension, make decisions, creativity

Home Learning

Find more games that develop these skills in the Home Learning Active Families tab on www.getset4education.co.uk

Find Three Things

What you need: two or more people

How to play:

- One person says 'find three things that are... blue' etc.
- The other person then has to collect three things that are blue and bring them back.
- Make this harder by timing the player to see how long it takes them.
- Other things that could be collected include 'find three things that are... spotty, start with the letter 'C', round, soft to touch.'

Play with more people by seeing who can collect the most items.

Head to our youtube channel to watch the skills videos for this unit. @getset4education136



Geography

Autumn

We are exploring maps.

Can you go on a local walk and describe how you get to school, the park or the shops?



Reading pirate stories that feature maps - where is the treasure? What else is in the pictures - trees, the sea, buildings or a mountain?

Build your own town or village with building blocks and describing the places like a church, school or supermarket.




History

Talk about your family
tree

How was life different for
your grandparents?

Look at old photographs

Share stories of your child
as baby and how they
have changed as they
have grown





Computing


Explore moveable toys with push and pull.

Discuss internet safety – not giving out personal details online.

Internet safety stories

<https://www.childnet.com/resources/smartie-the-penguin/>

<https://www.hectorsworld.com/>





Music



- Learn simple songs and rhymes
- Follow a rhythm with clapping
- Explore moving to music
- Listen to a variety of music genres and from different cultures

