







Vocabulary (Goldilocks words)





1	 printing	A shape, symbol or picture that you can use lots of times.
2	 pattern	A repeated decorative design
3	 motif	A single image, shape or symbol
4	 symmetry	When two or more parts are the same.
5	 technique	A way of carrying out something.
6	 materials	The objects we will be using.

William Morris



1	Born	1834, East London
2	Style	His wallpaper designs are based on plants and nature
3	Amount of work	During his career, he produced over 50 wallpapers
4	Other jobs	He was also a poet, novelist and translator.
5	Died	1896

Tools needed /types of printing

1	Block printing	Styrofoam, pencils and paint 
2	String print	Cardboard, string and paint 
3	Woodblock printing	Cardboard and paint 
4	Apple printing	Apples and paint 



Trellis wallpaper, designed by William Morris and Phillip Webb in 1862. This was one of his earlier designs.

Sunflower wallpaper, designed by William Morris, in England in 1879. This is one of his later designs.



The Great Wave off Kanagawa



String printing



Apple printing