

## HEYHOUSES ENDOWED C.E. PRIMARY SCHOOL

Letter 18 January 21st, 2021

Dear Children,

The rain has stopped, we have sunshine and the drain company are back to sort our lakes- it was quite interesting having a new water feature! I have been sent pictures which show that quite a lot of you have found water to play in on your daily walks.



Must admit this looks fun! Just don't fall over in it!

News from Heyhouses children this week has shown lots of hard work and imagination. Elvina has done lots of excellent science.

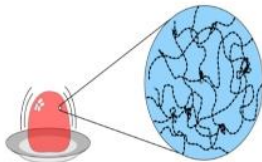


Elvina was researching Solid Liquids and Gas.

She looked at solids to liquids: Chocolate, Ice, Candle, Jelly granules. She and her sister also looked at Gases; Air – filling balloons with a pump, Water Vapour - boiling water to make steam and Carbon Dioxide from mixing Vinegar with Bicarbonate of Soda.



**Diffusion in jelly:** Jelly is a liquid before it has set and looks like a solid when it has set. However the truth is a little more interesting. After it has set jelly is not really a solid or a liquid, it is in fact a mixture of both of them. As shown in the diagram below there are long fibres of protein or carbohydrate which form the solid part of the jelly and between these fibres there are spaces where water molecules are free to move around. This is why substances can diffuse through jelly.



**Toothpaste** is a colloid, because it's part **solid** and part **liquid**. What exactly is **toothpaste**? We can't exactly classify it by its state of matter. It has a definite shape and volume, like a **solid**.



This looks very interesting and you show excellent scientific skills.

This is Elvina's list of her work:

### **The experiments we did.**

Melting Chocolate in hand, using body heat.

Melting ice in hand, using body heat.

Melting candle wax, using a flame.

Heating water on electric hob.



Dissolving jelly granules in a water (liquid).

Mixing Vinegar with Bicarbonate of Soda to create a gas.

This is what she discovered:

**Conclusion: What we found out.**

Chocolate melts at 36°C.

Body temp is 37°C.

Room temp 18°C.

Water freezes at 0°C.

Ice melts at temp above 3°C.

Water boils at 100°C.

Some solids can be dissolved in to liquids to make solutions.

Some solids mixed with liquids can produce gas.

Jelly granules are a solid, when mixed with water makes a solution.

Jelly starts as a liquid but when sets is a combination of liquid and solid particles.

Mixing Vinegar with Bicarbonate of Soda produces carbon dioxide.

Well done! I think Elvina deserves a Headteacher's Award!

I have lots of stickers just waiting to be used.  
I am going to put them on a special



Lockdown Certificate. This will be given to children who keep doing their best.

Teachers, and Mums and Dads, can nominate children.

This is what the certificate looks like, I will print lots and then when you are back in school they will be waiting for you. If we are unable to get you back soon they will be delivered with more books and paper.



I hope things soon start to improve and we can have you all back at school. Lockdown days are just not as much fun, even for those of us in school every day. I miss our Heyhouses 'buzz' of learning, although you are all doing so well. Keep it up!



Well done Ollie, lots of hard work. I can tell you have been listening to the Reception class Number lessons and you have even started to add. Keep working hard!





Amelia has been busy doing more gorgeous art work. Keep it up.



In my assembly this morning I showed you my knitting, all four rows. If I can keep adding rows I am hoping I can make a little sheep- 'little' being the key word there! (Maybe I should call it a lamb, not a sheep?) I will put it in my window, here at school and you will know that I am thinking of you all and that you all matter to me, and to all of our Heyhouses family.

It is just like the Lost Sheep story we told you last term; where the shepherd has one hundred sheep, but when one goes missing he searches everywhere until he finds it. Heyhouses is not the same without you all.

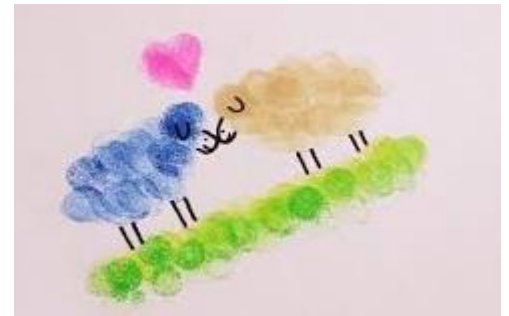


So, I was hoping that in the next week or two you could all make a sheep (or lamb) in whatever form you like and put it in your window. When we return to school we could put all our 'lost sheep' together in a big display.

You might finger paint your sheep, I know Year 2 did this in art in November. You might make a sheep out of cotton wool, or material. You might make one in multi-colours- you can be creative! It can be 2D or 3D.



There is no rush (my knitting is going to take me time!) but I thought it would be a lovely 'whole school' project from now till half term when we should know more about what is happening.



I am going to finish with a lovely letter I had from Isabelle, thank you for writing.

*Hi Mrs Hodgson,*

*Thank you for your daily newsletters we really like reading them, we take it in turns every evening and read them to mummy, daddy and my baby brother. We both miss school a lot but are enjoying being at home too, my mummy is our teacher at the moment whilst my daddy still works. We do Maths and English every morning then we go for a walk or a bike ride in the afternoon even if it's raining then we get to choose one other subject to do in the afternoon I usually choose art because I love drawing and painting and Oliver is working hard on his project, he has chosen Manchester United because that is his favourite thing. It was my brothers 11th birthday last week so we got to have pizza and cake and Oliver got lots of presents. Santa brought us new bikes for Christmas so we've been going for bike rides a lot I even made it to Blackpool tower last weekend with my grandad. I love cycling. I have also been doing lots of reading at home I read every night to my baby brother Harry before he goes to bed, he is so cute!*

*I have enjoyed writing this email I hope you like it, I can't wait to be back in school with everyone but I am enjoying my school work at home and the zoom calls with Mrs Croston I really miss her she is the best teacher.*

*Here are some pictures for you to see 😊*

Love from Isabelle





What a lucky baby having you  
as his big sister and Oliver as  
his big brother!

I love this picture!

What a long way you  
cycled-all the way to  
Blackpool. I can tell you  
are keeping fit.

Well done!





Happy Birthday Oliver!

I do hope you had a lovely birthday  
and enjoy being 11.



Thank you for writing Isabelle-  
I enjoyed your news and your  
photos—you always have such  
a happy smile, it is good to see  
it again!

Remember, be patient and  
let's do things safely.

Keep in touch...**KEEP SMILING** ... and keep washing your hands.

With my love,

Mrs Hodgson

### **Psalm 23**

**<sup>1</sup> The Lord is my shepherd; I have all that I need.**

**<sup>2</sup> He lets me rest in green meadows; he leads me beside peaceful streams.**