



Hillside Primary School and Nursery

“Achieving Greatness Together”

Friday 22nd November 2024



Dear Parents and Carers,

Firstly, I hope you are well.

This half term we have really been working on our curriculum offer looking at how we can enhance the learning for all the children that attend Hillside Primary School. Our leaders have been working closely with the Active Learning Trust to develop each curriculum subject. Our curriculum intent explains 'We teach a knowledge rich curriculum underpinned by cognitive science, promoting community cohesion through an understanding of diversity and inclusion.' Through work with specialist teachers at Maths Hubs, CUSP and even our Read Write Inc Phonics; we are always learning about ways to support children to aspire and achieve well in their education.

On Thursday, our Year 6 football team played a home fixture against Clifford Primary. I was so proud of the team's performance despite the result. Thank you to everyone who supported the team including Mr Garham for refereeing. We even enjoyed a special performance from the Cheerleading team! Go Hillside!

Wishing you a happy weekend. Thank you for all your support.

Best wishes,

Mrs Wass



PUNCTUALITY

IF ANY OF THESE SOUND FAMILIAR THEN IT'S TIME TO FIX YOUR TIMEKEEPING!

My alarm clock exploded and I slept through it.

I was abducted by aliens - look I've got a note to prove it!

I'm fairly sure school starts at 10:00 - maybe I'm early?

The bus driver got off at the stop before mine.

5 minutes late per day,
every day of the week adds up to 3 days of lost school time.

10 minutes = 6.5 days lost per school year	15 minutes = 10 days lost per school year	20 minutes = 13 days lost per school year	30 minutes = 19 days lost per school year
---	--	--	--

WHAT TO DO THE NIGHT BEFORE

- Get everything you need for school ready.
- Set your alarm with plenty of time to spare.
- If you bring your lunch to school - make it now.
- Turn off electronic devices 30mins before sleep.
- If you use your phone before bed download a blue light filter app to look after your eyes.
- Remember that people aged 11 - 16 need 8 - 10 hours of sleep!

WHAT TO DO IN THE MORNING

- Get out of bed as soon as your alarm goes off.
- Have a shower first thing - it will wake you up!
- Have a nutritional, but quick, breakfast. Fruit, toast and healthy cereals are perfect and will give you enough energy to last to lunch time.
- Keep an eye on the clock and don't waste time.
- If you wait for friends, don't wait if they are late.
- If you're late - don't make excuses - we've heard them all before and honesty works much better!



10 Top Tips for Parents and Educators

EDUCATING CHILDREN ON SPENDING AND SAVING

Evidence shows that children's spending habits begin to form as early as seven years old. With primary schools in England not required to teach financial literacy, many young people are reaching adulthood without knowing the basics of budgeting. This guide explains how to teach young people about money in a practical way, giving them the understanding to become savvy spenders and savers.

1 PROVIDE POCKET MONEY

Giving children money – even a small amount – can help them learn to make their own budgeting decisions about how to spend or save it. Research shows that youngsters who receive pocket money are more likely to become adults with strong financial skills and significantly less debt.

2 USE A PREPAID CARD

Being able to pay by card is essential these days, with some retailers not accepting cash since the pandemic. Prepaid debit cards are available for children from the age of six, allowing them to get used to spending like they will as adults with no risk of dipping into an overdraft. Learning about money is like learning to swim – you need to get in the pool and have a go!

3 PRACTISE BORROWING

Although official borrowing is only available to over 18s, kids need to understand how debt and interest works before they become adults and are exposed to credit cards or 'buy now, pay later' schemes. For a safe means of teaching them about this, parents could offer them extra pocket money but explain that it needs to be paid back by a certain date, plus an extra couple of pounds as interest.

4 ENCOURAGE OPEN CONVERSATION

Chatting about money and how much things cost will teach children that finance is a part of everyday life and not some "scary adult thing". Parents can involve them in budgeting for the weekly shop, for example, working together to get everything on the list while keeping the total below a certain number. Letting young ones make spending decisions in a safe space can build up their confidence regarding money.

5 DISCUSS THE PRESSURE TO SPEND

Whether it's YouTube ads or a hint of envy at a friend's recent purchase, spending triggers are everywhere. Encourage children to notice how clever shop design (like placing sweets at the checkout) and offers such as '2 for 1' deals entice us to spend more. Challenge them to resist impulse buys by getting them to sleep on it before deciding to spend.

6 TELLING 'NEED' FROM 'WANT'

Learning how to prioritise spending is an important life skill: the difference between life's essentials and "nice to haves" is key to budgeting. If children pester you for treats while shopping, it's the perfect time to say "That's a want. We're getting our needs first." You could show how you budget for food, electricity and so on before buying fun things.

7 ENCOURAGE SAVING

Getting children saving early can set them up with a useful habit for their adult life. Suggest that they set something aside every time they receive money and help them set a target for how much to put away, so they feel motivated to continue. For example, encouraging them to save for a friend's birthday gift can get children much more invested in what they buy.

8 SPARK INTEREST IN INTEREST

Motivate children by telling them about interest; you can describe it as a reward for saving money. Explain how everything they put away will grow over time. As an exciting example, explain that 1p doubled every day for a month would amount to approximately £10 million. Some prepaid cards for young people also offer interest; parents and carers could also add a little to supplement what their child saves and show how it works.

9 PAYING FOR CHORES

This is a complex debate with no right or wrong answer: it depends on what works for each individual family. However, it can be one of the best ways to teach children that money needs to be earned and helps to create more mindful spenders. If parents aren't keen on paying for everyday chores, they could ask the children to suggest their own ideas for earning a little extra.

10 PROTECT CHILDREN FROM SCAMS

Scams are a terrifyingly easy way to lose money, and children are generally more likely to be taken in due to a lack of experience with these financial criminals. As a minimum, make sure they're aware of the most common scams they could be exposed to – by text, email and phone, for instance. Young people should tell a trusted adult about any unexpected message or call and *never* give out their personal information.

Meet Our Expert

GoHenry is a prepaid debit card and financial education app with a mission to make every young person smart with money. Co-founder and CEO Louise Hill is a passionate campaigner for better financial literacy among school children and strongly believes that money management is a crucial life skill.

goHenry

#WakeUpWednesday

The National College

Source: See full reference list on guide page at: <https://nationalcollege.com/guides/spending-and-saving>

@wake_up_weds

/www.thenationalcollege

@wake.up.wednesday

@wake.up.weds

Users of this guide do so at their own discretion. No liability is entered into. Current as of the date of release: 20.11.2024



A Parent's Guide to Times Tables Rockstars

When it comes to times tables, speed AND accuracy are important — the more facts your child remembers, the easier it is for them to do harder calculations.

Times Table Rock Stars is a fun and challenging programme designed to help students master the times tables!

To be a Times Table Rock Star you need to answer any multiplication fact up to 12×12 in less than 3 seconds!

Message to Parents

World famous rock musicians are the best at what they do because they've spent hours practising guitar chords, writing music or playing on the drums. It's just the same with times tables - all Times Table Rock Stars need to practise and practise and practise. It's absolutely essential that your child does a little bit of times table practice every day. In our experience, short bursts of practise on a daily basis are more effective than spending hours once a week.



And this is where you come in. For your child to be fully motivated and for them to get the best out of the practice, they need your help - your praise, reminders and support will help your child feel confident and motivated.

Over the course of the next few weeks and months, your child WILL get faster and more accurate with the times tables. All your hard work and theirs WILL make them a Times Table Rock Star!





Logging in to Times Table Rockstars

- 1 Type play.ttrockstars.com into your browser's address bar.
- 2 Click Login! > School > Student
- 3 Enter the School Name.

- 4 Enter your child's username and password.


Rock Status

It's helpful to understand that the quicker your child can answer a times tables question, the higher their Rock Status. Use this list as a guide to help your child work out their Rock Status:

- ≤ 1 sec/question = Rock God
- ≤ 2 secs/question = Rock Legend
- ≤ 3 secs/question = Rock Star
- ≤ 4 sec question = Headliner
- ≤ 5 secs/ question = Support Act
- ≤ 6 secs/ question = Breakthrough Artist
- ≤ 7 secs/ question = Unsigned Act
- ≤ 8 secs/ question = Gigger
- ≤ 9 secs/ question = Busker
- ≤ 10 secs/ question = Garage Rocker
- > 10 secs/ question = Wannabe



Game Modes

Single Player

Garage - the questions will only come from the times tables the teacher has set for the week. As pupils start to answer questions, TT Rock Stars works out which facts they take longer on and will give them more of these questions to answer. The Garage is best for getting quicker at a few facts. Players get 10 coins per question.

Studio - the questions in the Studio can be anything from 2x2 up to 12x12.

TT Rock Stars calculates each the mean speed from their last 10 games in the Studio and translates into a Rock Status:

Under 1 second per question to become a Rock God

Under 2 seconds per question to become a Rock Legend

Under 3 seconds per question to become a Rock Star

Over 3 seconds is a Busker

They earn 1 coin per question and the Studio is the place for them to set their best time across all the tables.

Multiplayer

Rock Arena - The Arena allows players to compete against all other members of their Band (their Bandmates would need to join the same game in order to compete together). A new Arena game starts every 15 seconds and once the clock starts they race to answer more questions than the others. In the Arena, questions will only come from the times tables the teacher has set for the week, similar to the Garage. They earn 1 coin per correct answer.

Rock Festival - The Rock Festival games are open to players from around the world. Like the Arena, there is no limit to the number of players who can join a game; however, unlike the Arena, questions are selected at random from 2x2 to 12x12. Pupils might choose the Rock Festival if they were playing at home (and therefore couldn't easily synchronise playing against a classmate) or wanted to compete against others not in their Band. They earn 1 coin per correct answer.





Success really does start with attendance

We support first!

We want every single one of our children to be an

Attendance Hero:



**Here
Everyday
Ready
On time**



Target 24-25 96%

Whole School 92.9%

Every day counts!

4G 100%, 5C1 98.06%, 5C2 96.21%, 4T 96.09%, 3B 94.67%, 4C 94.5%, 1A 94.35%, 6C 94.29%, 6H 94%, 1D 93.04%, R2 92.63%, 2M 92.5%, 3R 91.79%, R1 91.28%, 2D 88.97%

If your child is not well enough to attend school please report this by phoning the Office on 01473 601402 option 1 from 7.30am. We MUST receive this information by 8.45am

Please support us in reducing the number of school days lost.

A day off school means a day where learning is lost.



Education & Skills
Funding Agency

Learning in Families



LEARNING
IN FAMILY
COURSES ARE
FREE

Story Sacks - a free 3-week course for parents/carers of Nursery, Reception & Year 1 children

MAKE A STORYSACK FOR YOUR CHILD

- make a story sack for your child, which includes one of your child's favourite books plus resources you make to bring the story to life (free story book provided)
- learn how to use it to support your child's reading, writing and speaking and listening skills

There will be a selection of free story books to choose from, or you can bring a favourite book of your child to base the story sack on.

You don't have to be good at art and craft, just keen!!

WHEN:

Starting Thursday 28th
November 9 -11 am

WHERE:

Hillside Primary School

HOW TO BOOK:

Email
office@hillsideprimary.co.uk

or return this flyer to the school office with your name and your child's name and class written on the back

The course is free. In order to keep it at no cost to you or the school, our funders need us to ask you to complete some documentation, which is held securely in accordance with our 'Privacy Policy'. Please bear with us on this.



Enhancing people's lives



Success really does start with attendance

Top Tips

Every Lesson, Every Day, Every Student

Establish a Routine...

- ⑩ Give yourself and children enough time to get ready. No TV on school mornings.
- ⑩ Provide your child their own alarm clock. Teach kids to set and use their own alarm clock or clock radio.
- ⑩ Set alarm clock 30 minutes earlier for children who need more time to get ready for school.
- ⑩ Plan ahead the night before: such as identifying and pre-prepping breakfast, have kids choose clothes and shoes the night before, and pack their backpacks with completed homework and snacks/water. Parents can prepare for work the night before too.
- ⑩ Set a regular bedtime schedule. Age should be a factor.
- ⑩ Get a proper rest and go to bed early.
- ⑩ Have your child go to bed 10 minutes earlier and get up 10 minutes earlier.
- ⑩ Have kids bathe or shower in the evening.
- ⑩ Help your child relax before bedtime with a story, instead of the stimulation of television.
- ⑩ Have schoolwork and lunch ready and laid out, ready to go. Create a special folder for completed assignments.
- ⑩ Provide regular study times and a quiet, clean area for doing homework.
- ⑩ Have your child walk to school or the bus stop with another child who is always on time.
- ⑩ Limit and balance extra-curricular activities.
- ⑩ Have a back-up plan for cold weather for cars not starting.



Diary Dates for Autumn Term

Thursday 28th November – Individual photographs

Monday 9th December – Year 1 and 2 Theatre visit (more details to follow)

Tuesday 10th December – Reception visiting the local library and Nursery Naviity to parents @ 11am and 2.45pm

Wednesday 11th December - Year 4 and 5 Theatre visit (more details to follow)

Thursday 12th December – Year 4 and 5 Carol Service (more details to follow)

Thursday 12th December - Year 3 and 6 Theatre visit (more details to follow)

Friday 13th December – Christmas Jumper Day

Friday 13th December – Christmas Fair at Hillside @ 3.15pm

Monday 16th December – Christmas parent coffee event from 8.45am and Online Safety workshops (more details to follow)

Tuesday 17th December – 8.45am KS1 Christmas production

Wednesday 18th December – 2pm Reception production

Thursday 19th December – 2pm KS1 production

Thursday 19th December - Year 3 and 6 Carol Service (more details to follow)

Friday 20th December – Last day of the term (Non school uniform)

Monday 6th January 25 – Non pupil Day

Tuesday 7th January – Children return o school





Parent and children share activities

These are great opportunities to enjoy learning together – all welcome!

26th November – Year 5 DT @ 2pm

2nd December - Year 3 History @ 2pm

6th December – Year 1 Art @ 1.30pm

9th December – Reception Art @ 2pm

Friday 13th December – Nursery Art @ 10.30am and 2.15pm

17th December – Year 6 Art @ 2.15pm

Hillside School Dates 2024-2025

September 2024	October 2024	November 2024	December 2024
M Tu W Th F Sa Su 1 2 3 4 5 6 7 8 9 10 11 12 13 14 15 16 17 18 19 20 21 22 23 24 25 26 27 28 29 30	M Tu W Th F Sa Su 1 2 3 4 5 6 7 8 9 10 11 12 13 14 15 16 17 18 19 20 21 22 23 24 25 26 27 28 29 30 31	M Tu W Th F Sa Su 1 2 3 4 5 6 7 8 9 10 11 12 13 14 15 16 17 18 19 20 21 22 23 24 25 26 27 28 29 30	M Tu W Th F Sa Su 1 2 3 4 5 6 7 8 9 10 11 12 13 14 15 16 17 18 19 20 21 22 23 24 25 26 27 28 29 30 31
January 2025	February 2025	March 2025	April 2025
M Tu W Th F Sa Su 1 2 3 4 5 6 7 8 9 10 11 12 13 14 15 16 17 18 19 20 21 22 23 24 25 26 27 28 29 30 31	M Tu W Th F Sa Su 1 2 3 4 5 6 7 8 9 10 11 12 13 14 15 16 17 18 19 20 21 22 23 24 25 26 27 28	M Tu W Th F Sa Su 1 2 3 4 5 6 7 8 9 10 11 12 13 14 15 16 17 18 19 20 21 22 23 24 25 26 27 28 29 30 31	M Tu W Th F Sa Su 1 2 3 4 5 6 7 8 9 10 11 12 13 14 15 16 17 18 19 20 21 22 23 24 25 26 27 28 29 30
May 2025	June 2025	July 2025	August 2025
M Tu W Th F Sa Su 1 2 3 4 5 6 7 8 9 10 11 12 13 14 15 16 17 18 19 20 21 22 23 24 25 26 27 28 29 30 31	M Tu W Th F Sa Su 1 2 3 4 5 6 7 8 9 10 11 12 13 14 15 16 17 18 19 20 21 22 23 24 25 26 27 28 29 30	M Tu W Th F Sa Su 1 2 3 4 5 6 7 8 9 10 11 12 13 14 15 16 17 18 19 20 21 22 23 24 25 26 27 28 29 30 31	M Tu W Th F Sa Su 1 2 3 4 5 6 7 8 9 10 11 12 13 14 15 16 17 18 19 20 21 22 23 24 25 26 27 28 29 30 31



















Legend:
Staff training days – school closed
School holiday closures
Bank Holidays

Autumn / Winter 2024/2025 - Week One

Dates: 11th Nov, 2nd Dec, 23rd Dec, 13th Jan, 3rd Feb, 24th Feb, 17th Mar, 7th Apr

Available Daily: Fresh Bread, Fresh Fruit & Yoghurt



















WEEK ONE	GREEN EARTH MONDAY	TUESDAY	WEDNESDAY	THURSDAY	FRIDAY
Main Meal Option 1	Tomato, Baked Bean & Spiral Pasta Bake 	Red Tractor Pork Sausage Roll with Skin on Baked Potato Wedges	Roast Chicken with Gravy, Stuffing & Roast Potatoes	Beef Pasta Bolognese & Garlic Bread 	Fish Fingers & Chips
Main Meal Option 2	Cheese & Tomato Pizza with Tomato Pasta Salad 	Cheese & Onion Pastry Roll with Skin on Baked Wedges	Quorn Grill with Gravy, Stuffing & Roast Potatoes 	Plant-based Pasta Bolognese & Garlic Bread 	Crispy Vegetable Fingers & Chips
Filled Baguette	Ham	Cheese	Tuna Mayo	Cheese	Ham
Vegetables	Carrots & Sweetcorn 	Peas, Baked Beans 	Cauliflower & Carrots 	Broccoli, Carrots 	Baked Beans Sweetcorn 
Baked Jacket Potatoes	Jacket Potato with Tuna Mayonnaise or Cheese 	Jacket Potato with Tuna Mayonnaise or Cheese 	Jacket Potato with Tuna Mayonnaise or Cheese 	Jacket Potato Tuna Mayonnaise or Cheese 	Jacket Potato Tuna Mayonnaise or Cheese 
Dessert	Chocolate Mousse and Orange Smiles 	Homemade Jam Buns & Custard	Chocolate Brownie 	Fruity Strawberry Jelly & Mandarin Segments 	Vanilla & Cherry Cookie Cup & Custard

Autumn / Winter 2024/2025 - Week Two

Dates: 18th Nov, 9th Dec, 30th Dec, 20th Jan, 10th Feb, 3rd Mar, 24th Mar, 14th Apr

Available Daily: Fresh Bread, Fresh Fruit & Yoghurt






















WEEK TWO	GREEN EARTH MONDAY	TUESDAY	WEDNESDAY	THURSDAY	FRIDAY
Main Meal Option 1	Cheese & Tomato Pizza with Tomato Pasta Salad 	Pork Sausage with Mashed Potatoes & Gravy	Roast Chicken with Gravy, Yorkshire Pudding & Roast Potatoes	Garlic & Tomato Chicken Pasta Spirals 	Fish Fingers & Chips
Main Meal Option 2	Potato, Spinach & Cheese Toasted Wrap with Tomato Salsa 	Plant Based Sausage with Mashed Potatoes & Gravy	Mediterranean Vegetable Tart Served with Roast Potatoes	Garlic & Tomato Vegetable Pasta Spirals 	Plant-based Sausage & Chips
Filled Baguette	Ham	Cheese	Tuna Mayonnaise	Cheese	Ham
Vegetables	Baked Beans or British Red Tractor Garden Peas 	Broccoli/Cauliflower 	Cauliflower Carrots, 	Sweetcorn & Carrots 	Baked Beans, British Red Tractor Garden Peas 
Baked Jacket Potatoes	Jacket Potato with Tuna Mayonnaise or Cheese 	Jacket Potato with Tuna Mayonnaise or Cheese 	Jacket Potato with Tuna Mayonnaise or Cheese 	Jacket Potato with Tuna Mayonnaise or Cheese 	Jacket Potato with Tuna Mayonnaise or Cheese 
Dessert	Apple & Sultana Crumble Bar with Custard 	Iced Carrot Cake & Orange Slices 	Chocolate Shortbread	Toffee Cream Tart	Chocolate Oaty Slice

Autumn / Winter 2024/2025 - Week Three

Date: 4th Nov, 25th Nov, 16th Dec, 6th Jan, 27th Jan, 17th Feb, 10th Mar, 31st Mar

Available Daily: Fresh Bread, Fresh Fruit & Yoghurt



WEEK THREE	GREEN EARTH MONDAY	TUESDAY	WEDNESDAY	THURSDAY	FRIDAY
Main Meal Option 1	Cheesy Pasta Spirals with Pizza Style Topping 	Beef Lasagne with Garlic & Tomato Bread 	Roast Chicken with Gravy, Yorkshire Pudding & Roast Potatoes	Barbeque Chicken & Rice 	Fish Fingers & Chips
Main Meal Option 2	Beany Shepherd's Pie 	Cheese & Tomato Pizza with Tomato Pasta Salad 	Roast Vegetable & Lentil Roast with Sticky Ketchup Glaze, Roast Potatoes & Gravy 	Vegetable Meatballs, Tomato Sauce & Mixed Rice 	Cheese & Onion Pastry Roll & Chips
Filled Baguette	Ham	Cheese	Tuna Mayonnaise	Cheese	Ham
Vegetables	Broccoli/Cauliflower 	Sweetcorn & Carrots 	Cauliflower & Carrots 	Baked Beans & Peas 	Baked Beans, Sweetcorn 
Baked Jacket Potatoes	Jacket Potato with Tuna Mayonnaise or Cheese 	Jacket Potato with Tuna Mayonnaise or Cheese 	Jacket Potato with Tuna Mayonnaise or Cheese 	Jacket Potato with Tuna Mayonnaise or Cheese 	Jacket Potato with Tuna Mayonnaise or Cheese 
Dessert	Lemon Cupcake with Fruit Slices 	Chocolate Cookie & Orange Wedges 	Chocolate Crunch & Chocolate Sauce	Strawberry Mousse	Lemon Drizzle Cake with Custard



Join us for

Christmas

PARENT COFFEE MORNING

enjoy Christmas food and drink on
Monday 16th December 8:45am



Guest visitors:

The 2 Johns - More to follow

We hope to see you there!





**If your child was born between
1 September 2020 and
31 August 2021,
you must apply for a full-time
Reception Year school place by
15 January 2025**



You **must** make an application even if your child already has a place in a nursery class, pre-school or family hub

To apply for a place or for more information you can visit:

www.suffolk.gov.uk/admissions

Information is also available from:

- The Admissions Team on **0345 600 0981**
- Your local school

**Y3'S STONE AGE
MUSEUM**

PLUS, TRY OUT SOME CAVE ART!

**MONDAY 2ND DECEMBER
2PM - 3PM**