



ACTIVITIES TO DO WITH YOUR FAMILY OVER THE TRANSITION TO SECONDARY SCHOOL

STUDENT NAME:

FORM TUTOR:

WELCOME

Welcome to Hollingworth Academy. We hope you will be happy and successful with us. Our ethos is that **EVERYONE EXCELS EVERYDAY** and we do this by being respectful, responsible and resilient. These values are at the heart of everything we do.

We are a big academy, but don't be frightened – it gets quite small after a while. You may feel strange or a little worried when you first arrive. You are not the only one who will be feeling like this, so don't worry, everyone at Hollingworth Academy is delighted that you are joining us.

There are lots of people at Hollingworth Academy who are ready to help you... so if you have a problem or are worried about anything please ASK.

Your Form Tutor and Head of Year will always be there to help and answer your questions.

Work hard and play hard and you will enjoy being here very much and you will excel everyday.

SOME MEMBERS OF STAFF I NEED TO KNOW:



Mr McGinty
Headteacher



Mr Drews
Assistant Headteacher



Mrs Robinson
Designated Safeguarding
Lead



Mrs Hartley
Head of Year 7



Ms Doran
Teaching Head of
Year 7

You are now on a journey to us at Hollingworth. We are very excited to meet you at the end of your journey!

For any journey you need to prepare yourself; planning how you'll get there, what to wear and what to take.

We also want you:



It's a journey not just for you, but for your family and it'll mean changes for them too. This booklet has some activities for you to do, sometimes on your own and sometimes with them for you to get ready to join us at Hollingworth. You'll be getting some other packs from us over the holidays and when you start at Hollingworth too.



When you complete the pack, you'll bring it with you on the first day and give it to your Form Tutor so that they can find out more about you. You might even be able to earn some special rewards!

YOUR PROFILE

You are going to complete your profile together with your family. This activity will let you talk and think about what you would like your new Form Tutor to know about you. It also helps you to think positively about yourself which is important when you are about to start a new school.

Draw or find a picture you like of you and stick it into the middle of the Profile Sheet (overleaf).

Now think about the great parts of your character and add these in. Your character is the things that make you - you. These are the things that are positive and special about you. Your character is the way that you behave when no-one is watching. So it might be that you are always a great friend, you are kind, you are resilient—you keep going even when things are difficult.

With help from your family, write your character traits down on the Profile Sheet.

★ **WHAT DO YOU ENJOY?**

★ **WHAT ARE YOU GOOD AT?**

★ **WHAT DOES YOUR TEACHER (OR OTHER PEOPLE) LIKE ABOUT YOU?**

★ **WHAT HAVE YOU ACHIEVED THIS YEAR?**

★ **WHAT'S GOOD ABOUT YOU AS A FRIEND?**

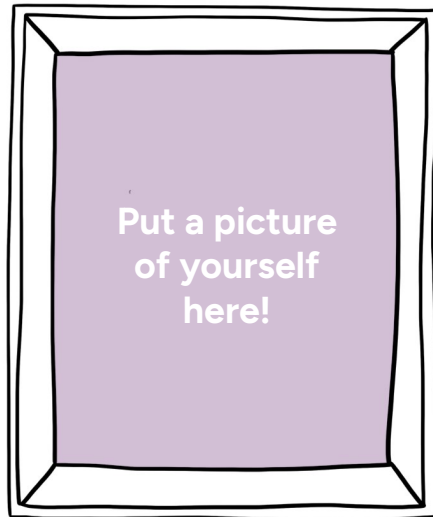
★ **WHAT DO YOU LIKE DOING IN YOUR SPARE TIME?**




Write your answers down around the picture of you.



YOUR PROFILE SHEET



Now ask your family and friends what they think is great about your character.



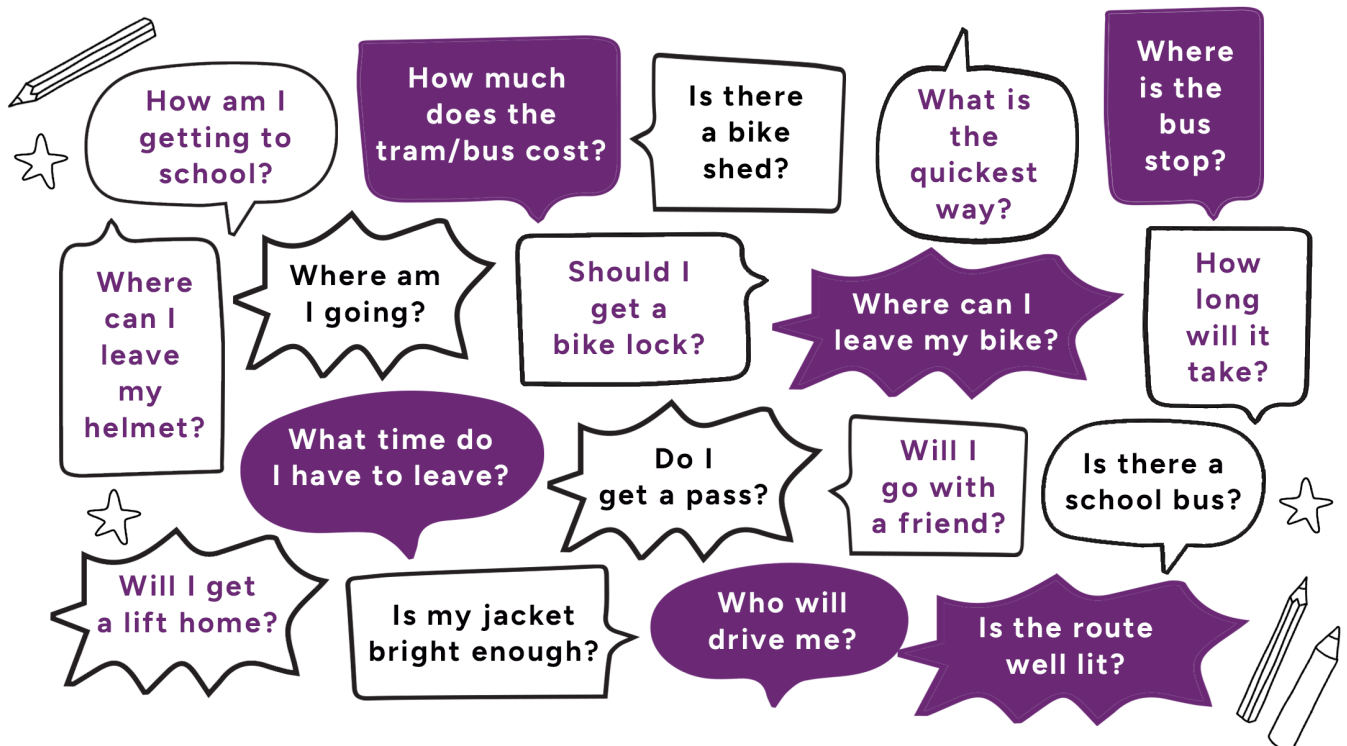


GETTING TO SCHOOL

Your new school is probably further away from where you live and it is important to plan and practise your new journey to school ready for September.

Talk about it together... What is the best way to get there?

Read the bubbles together, then shade in or circle the ones you will need to think and talk about.



Now write down your plan for how you might get there (and rough timings if you can).

MY JOURNEY PLAN

Once you have decided the safest and quickest way to and from your new school, set a date to practise the journey.

DATE TIME

WHO IS GOING?

HOW LONG DID IT TAKE YOU?

WHAT TIME DO I NEED TO LEAVE THE HOUSE?

(remember that there might be more traffic in September so leave some extra time)




KEEPING SAFE

Your safety is very important and will be one of the things your family will worry about. Agree together what your rules will be to make sure you are safe and healthy.

THINK ABOUT:

- Crossing roads.
- Cars seeing you easily.
- When you'll get home.
- Who'll be at home?
- Texting or ringing your family so they know you're OK.
- Going to other people's houses after school.
- Going to the park.
- If you're late.
- Buying sweets or fizzy drinks.
- Using the internet.


MY FAMILY SAFETY RULES



GETTING ORGANISED

At Hollingworth Academy it is our **responsibility** to ensure that you feel part of our school community. School uniform does this. You can find out more about the uniform on the Hollingworth website. <https://tinyurl.com/yjm67uce>. Remember to write your name on all your uniform in case it gets lost.

UNIFORM



GREY SCHOOL BLAZER WITH ACADEMY LOGO

PLAIN BLACK 'V' NECKED JUMPER
(If you want too.)

BLACK PLEATED SKIRT OR TROUSERS

LOWER ACADEMY TIE

PLAIN WHITE BLOUSE OR SHIRT

PLAIN BLACK HIJAB
(if appropriate.)

BLACK ANKLE SOCKS OR PLAIN BLACK TIGHTS

BLACK SHOES
(No trainer type show will be permitted.)



HAIR STYLES AND COLOURING

Hair should be in a naturally occurring style and colour. Should not be shorter than O1 and should not have any patterns shaved or dyed in. Bows, hair ties and headbands etc. should be black in colour and be no bigger than 5cm in diameter.

MAKEUP AND NAILS

Makeup must not be used by students in Years 7, 8 or 9. Fake eyelashes, false tan and artificial nails are not permitted.

JEWELLERY AND VALUABLES

Students are only permitted to wear a wristwatch (smart watches are not permitted) and one pair of stud earrings, no more than 5mm in diameter. 3D pearl style earrings are not permitted. All other jewellery is not permitted.

PE KIT

You can purchase your child's PE kit directly online from Icon Sports. <https://iconsports.co.uk/my-club-zone/education/hollingworth-academy>

ALL

- Hollingworth Icon ¼ Zip Long Sleeved Jumper (optional but recommend for outdoor PE).
- Hollingworth Icon T-Shirt.
- Hollingworth Icon shorts and/or Hollingworth Icon Track Pant and/or Hollingworth Icon Leggings.
- Football socks – Navy blue socks for outdoors.
- White socks for indoor PE.
- Trainers.
- Shin pads.
- Football boots (see your PE teacher in September to find out when these are required).
- Gum shield (optional).



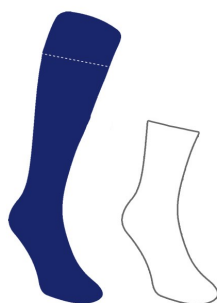
Hollingworth Icon ¼ Zip Long Sleeved Jumper
(optional but recommend for outdoor PE)



Hollingworth Icon T-Shirt.



Hollingworth Icon shorts
and/or Hollingworth Icon Track Pant
and/or Hollingworth Icon Leggings.



Navy blue football socks for outdoors
White socks for indoor PE.

- Trainers.
- Shin pads.
- Football boots.
- Gum shield (optional).




GETTING ORGANISED


At primary school most of your equipment is in your classroom. At Hollingworth, students are expected to be **responsible** enough to bring the following basic equipment and bring it to school every day. Form Tutors will check your equipment during morning tutor.

EQUIPMENT

- Pens (black), 1 x green pen, pencil, ruler and eraser, pencil case.
- PE kit.
- Scientific calculator and geometry set for Mathematics lessons.
- Dictionary for Language lessons - Spanish.
- A reading book - at Hollingworth, we place great emphasis on reading and students are expected to have an appropriate reading book with them at all times.



When buying a bag for school ensure it will be big enough to carry your books and equipment in. Do not bring a plastic carrier bag. You'll need a separate bag for your PE kit that you can bring to and from school when you have PE.



WHAT DO I NEED TO BUY?

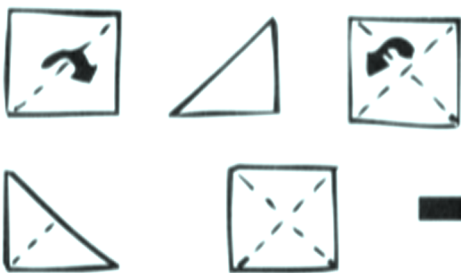
WHAT HAVE I GOT ALREADY?

COPING WITH CHANGE

WAS IT THE SAME IN YOUR DAY?

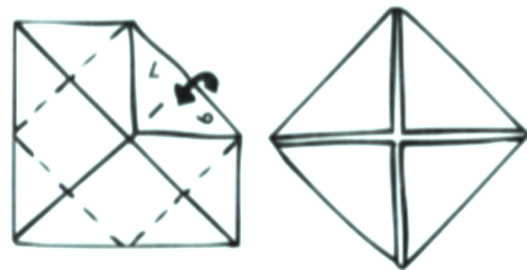
Together make up the question puzzler template on the **next page**. You can start by using the one we have printed for you, but you might want to make your own and ask some different questions. Once you have your puzzler, play it with older members of your family...Mum, Uncle, Grandma. What was it like when they went to secondary school? What do they remember? Any surprises?

1. Cut out the Puzzler square.



Fold and crease the square along each diagonal. Open it out and lay it flat.

2. Turn the square over so that the writing is on the back. Fold all four corners into the centre.



3. Turn the square over again (with the flaps facing down). Fold the four corners into the centre again.



4. Fold the square towards you in half.



5. Push the top corners towards the centre.



6. Open out the top flaps.











Put one finger or thumb in each of the four compartments this will allow you to operate the puzzler.

COPING WITH CHANGE



Cut along the dotted line



	<p>2</p> <p>What did you do at lunchtime?</p> 	<p>3</p> <p>What funny memory do you have of secondary school?</p> 	
<p>1</p> <p>What did you take with you to secondary school?</p> 	<p>4</p> <p>How did you travel to secondary school?</p> 	<p>5</p> <p>What happened if you didn't do your homework?</p> 	
<p>8</p> <p>What was your favourite subject?</p> 	<p>7</p> <p>What time did you start school?</p> 	<p>6</p> <p>Who was your favourite teacher?</p> 	



Cut along the dotted line





COPING WITH CHANGE

CHANGES AHEAD

With a family member, **talk** about what will stay the same when you move to secondary school and then write or draw it inside the middle section of the 'changes sheet' (next page), **e.g. my cat Smudge will still sleep on my bed! My favourite tea will still be pizza. I will still live at...**


Then talk together about what it's like at primary school (write that in the middle primary school half) and how it's different at secondary school (write that in the secondary school half) **e.g. I have one teacher (at primary school)... I will have lots of different teachers (at secondary school).**

WHAT WE'RE EXCITED ABOUT/LOOKING FORWARD TO...

ME

FAMILY

WHAT WE'RE A BIT WORRIED ABOUT...



ME

FAMILY

Talk with your family about what you are worried about: **Listen, think and talk** together about the possible solutions that could calm both your worries.

Write your possible solutions in the box.

E.g. Worried about friends? A solution could be to meet up with someone starting at the same school over the summer holidays.

SOLUTIONS...

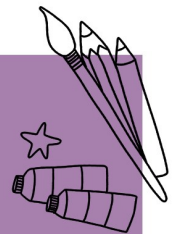


COPING WITH CHANGE

PRIMARY SCHOOL

ME: STAYING THE SAME!

SECONDARY SCHOOL





PRIMARY SCHOOL MEMORIES

Take a trip down memory lane with your family and friends. It's important when you have a big change ahead to think what you are leaving behind on your journey - it's a big thing to leave primary school. Hunt out drawings, photos, certificates, and awards and any other evidence of your life in primary school.


REMEMBERING TOGETHER...

Talk to a member of your family about your memories of primary school right from when you started in nursery or reception. Here are some questions you might want to start with...

- Which events, trips, plays. Assemblies, sports and music activities do you remember?
- What jobs or roles of responsibility have you had in primary school?
- What lessons have you enjoyed the most? (Or the least?)
- Who have been your best friends at primary and how long have you known them?
- Who were your favourite teachers / helpers?
- Did you get any certificates or rewards and what were they for?

Then ask your family about their memories of primary school:

- What has been your proudest moment or achievement?
- Which of the teachers do you remember and why?
- What is your favourite memory?
- Is there something you would rather forget?
- Is there something in particular you remember about a school event?
- Can you think of a time when something made you laugh? Or made you worried or scared?



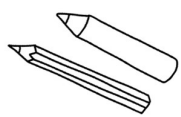
Now you have lots of ideas, use your memories to fill in the memory page (next page) to take with you - you can include words, drawings or stick on photographs, bits of newsletters, tickets to shows or anything else... you can stick over the headings - those are just to give you some ideas.

Or if you would rather,


- You could put things in a scrapbook, or find and decorate an old shoe box and put things in there. You could take a photo of it to show your new form teacher.
- You could do it on your computer. You could print it out or email it to your new teacher in September.



PRIMARY SCHOOL MEMORY PAGE



Favourite teacher



Friends


Favourite lessons

Plays, concerts
or assemblies

Best trips

Certificates or awards

Sports or clubs



TIMELINE: JOURNEY FROM YEAR 6 TO YEAR 7

THINKING ABOUT YEAR 6 AND YEAR 7 TO COME.

On this page, we want you to think about what has happened most recently, what you have been worried about and what are your hopes?

On the timeline below, write down specific events or things that have happened since March when you found out you were going to Hollingworth Academy. Write down what's happened at school or at home and how have you felt about it?

Now think about anything you know will happen in the summer holidays and next term at home or at secondary school. Tell your parents which will be the best parts and why. Write these on the page too.



ROUTINES

Breakfast is the most important meal of the day!

Your routine will change when you start secondary school. Talk together and try and work out what your new routine will look like.

Fill in your routine for a school day - write down what you will do and what time (roughly) below.

MY DAILY ROUTINE	You can write your own routine here if you prefer.	TIME
Time to wake up		
Washing		
Getting dressed		
Breakfast		
Brushing teeth		
Leaving for school		
Arrive at school		
End of school		
After school clubs / sports		
Arrive home		
Homework		
Evening meal		
Leisure / family time		
Get bag ready for next day		
Brushing teeth		
Bed time		

SOME TOP ROUTINE TIPS... FOLLOW AND YOU CAN'T GO WRONG!

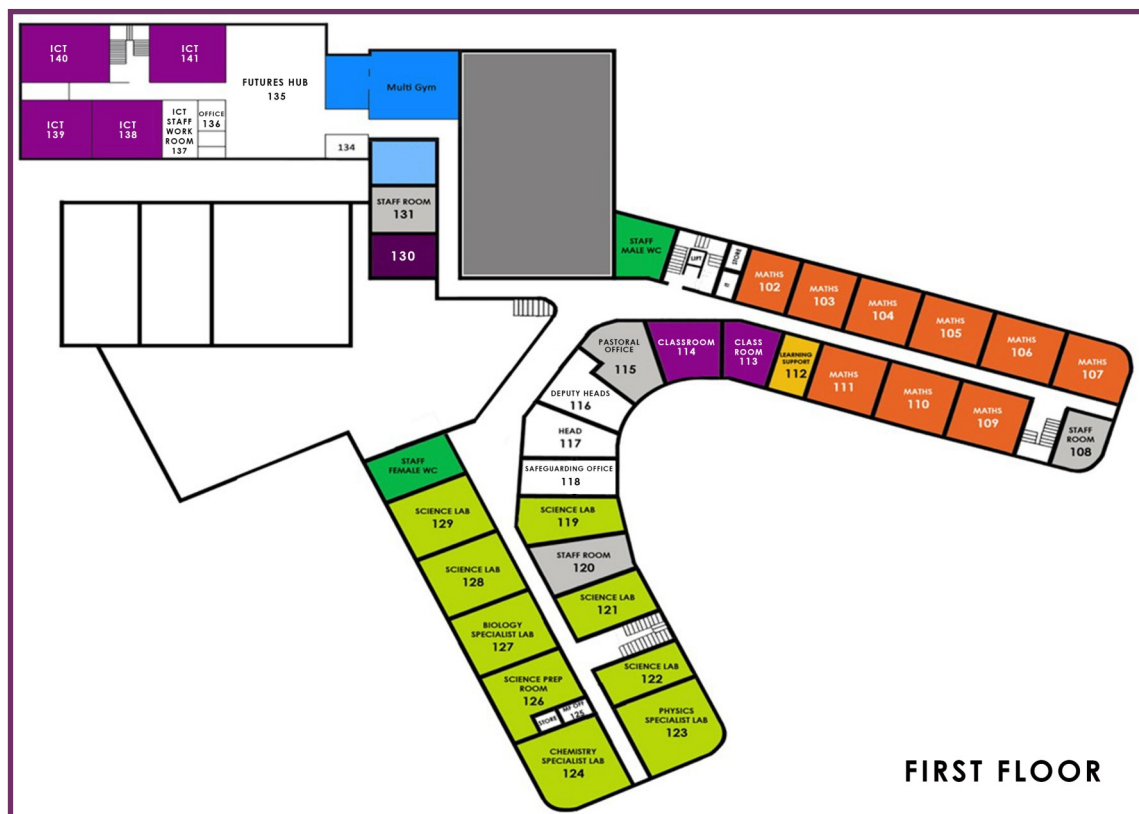
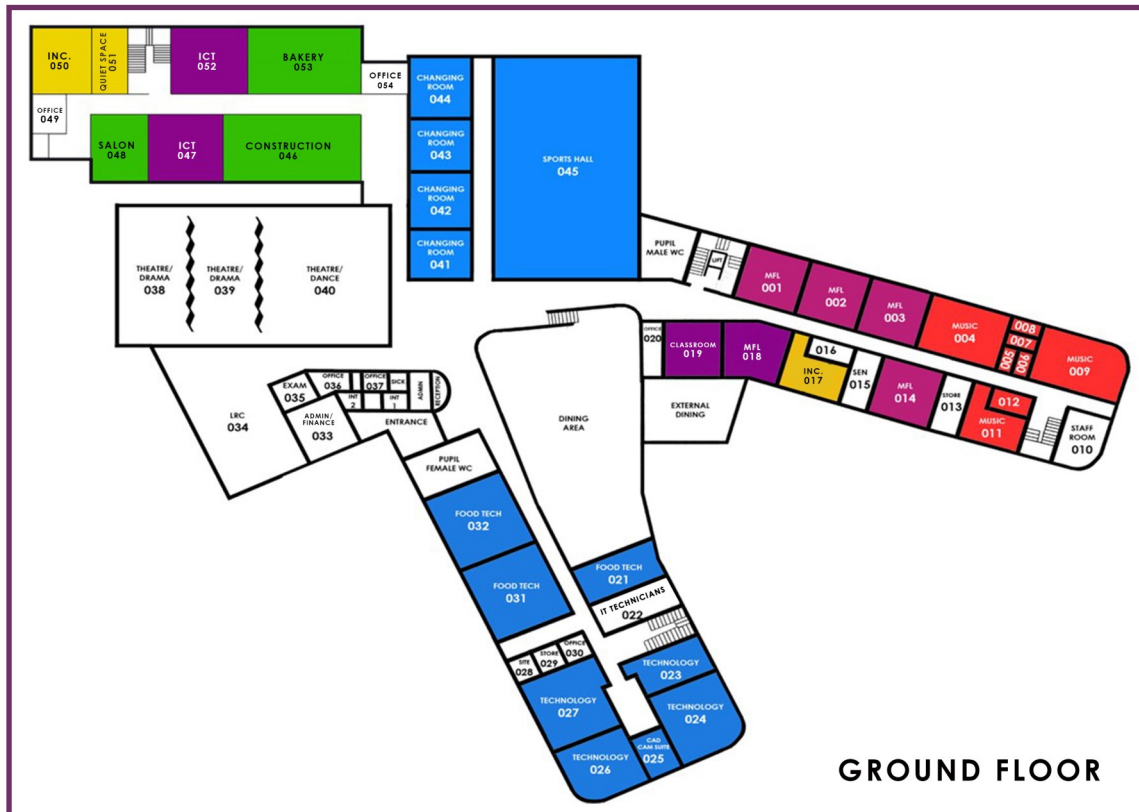
- Make sure all your belongings have your name on.
- Pack your bag the night before - always use your timetable to help you.
- Always bring your planner with you.
- Set the alarm clock leaving enough time to have breakfast, and make sure you are clean, and smart wearing the correct uniform.
- Leave the house with plenty of time for your journey to school.

Adolescents need between 8 - 10 hours sleep a night!

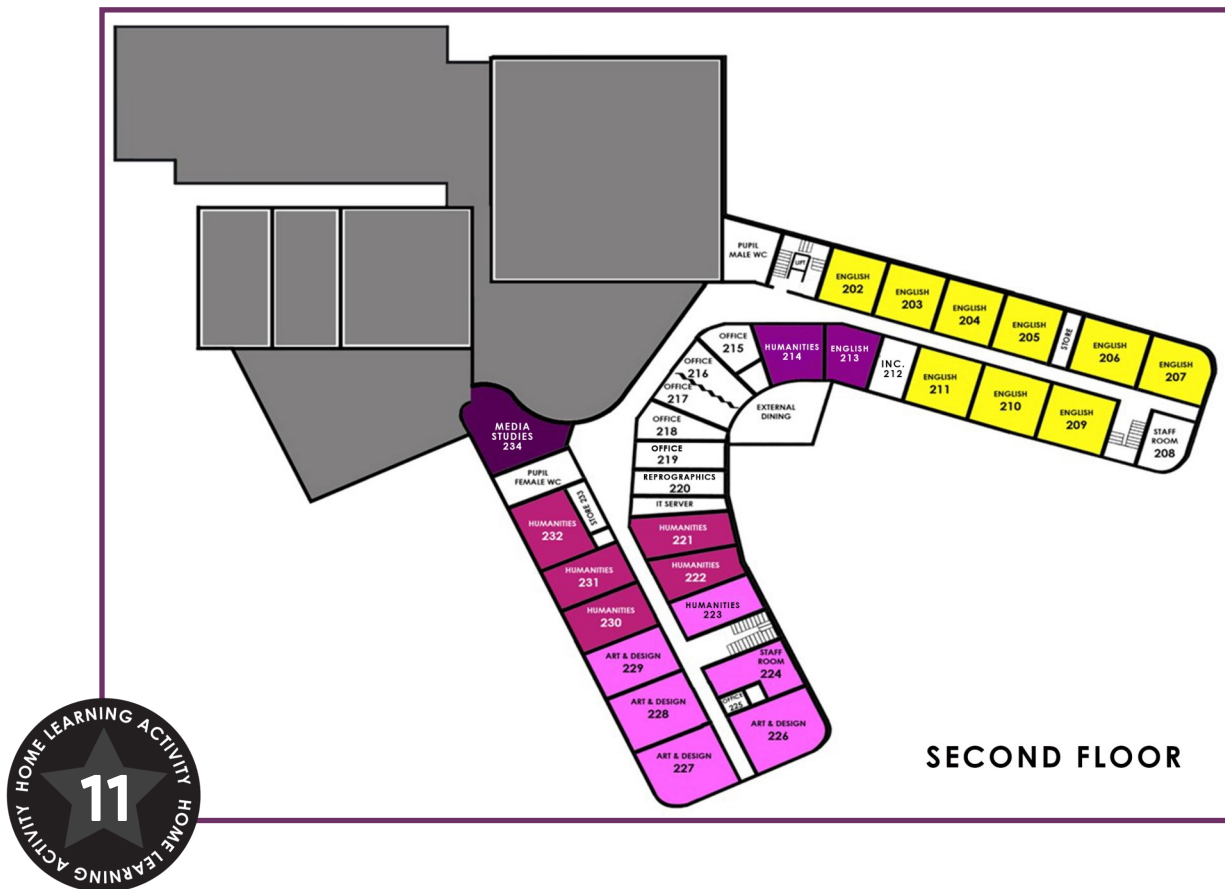
FINDING YOUR WAY AROUND

We are a big academy with nearly 1350 students! However, you will soon find your way around. Your timetable will tell you which lesson you have and it will also show you which classroom you are in.

Have a look at the maps and then answer the following questions!



FINDING YOUR WAY AROUND



Look at the floor plans and try to answer these questions:

Which floors are the students' toilets on? _____

How many MFL classrooms are there (Modern Foreign Languages)? _____

Which floor is Music on? _____

Which floor is Maths on? _____

Which floor is the Atrium / Dining area on? _____

How many Food Technology classrooms are there? _____

Which floor is English on? _____


How many Music classrooms are there? _____

Which floor is Art & Design on? _____

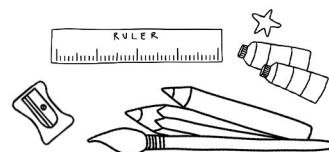


THE SCHOOL DAY

The school day will be different to what you have been used to at primary school. Don't worry, be **resilient** and you'll quickly get used to it. On your first day, you will be given a timetable which will have the subject, teacher's name and room number on it. The timetables do look a bit different, so have a go at reading a made up one below:



TIMETABLE



	Tutor time 8.40 - 9.00	Period 1 9.00 - 10.00		Period 2 10.00 - 11.20	Period 3 11.20 - 12.20	Period 4 Including 30 minutes lunch 12.20 - 1.50	Period 5 1.50 - 2.50	Tutor time 2.50 - 3.10	After School Clubs 3.10 - 4.10
Mon	211	Science 123	Break 10.00 - 10.15	English 213	PE Sports Hall	Maths 107	RE 225	211	Debate Mate
Tue	211	Maths 107		History 219	Literacy 202	Food tech 021	Science 124	211	Dance Club
Wed	211	Geog 222		Art 217	History 219	PSCHE 114	Dance Theatre	211	Homework Club
Thu	211	English 213		IT 034	DT 024	MFL 002	Science 124	211	Football
Fri	211	Music 009		Maths 107	IT 019	English 213	Drama Theatre	211	Gym

Please note: During Period 4 – all students will have a designated 30 minutes lunch session. You will find out which lunch you are on when you join us in September.

In this timetable, how many times a week does the student have Maths?

Which after school clubs do they attend? _____

What time is tutor time? _____

How long is lunchtime? _____

Which days do they have History? _____

THE ATRIUM

As you enter the academy building, you will walk straight into the main dining hall. At break time you will have the opportunity to purchase a drink and a cereal bar. The Atrium restaurant will be open at lunchtime serving hot and cold food. Try to choose foods that are healthy and that fill you up. All the food available is prepared fresh every day with a balanced variety of healthy and interesting.

Check out our weekly menu on our academy website.



LUNCHTIME ARRANGEMENTS

You can have a hot or cold lunch or you can bring your own packed lunch. Normally, a hot lunch cost £2.90. *(This may be subject to change.)*

CASHLESS SYSTEM

At Hollingworth you don't need to bring money into school as we have a system where you use your fingerprint to buy your lunch. This is called WisePay.

OUR VALUES

Our values control the way we choose to conduct ourselves, the way that we behave towards other people, and the way that we behave in our lessons and on the corridors. Our values are what we expect of us all; they are not a choice.

Acting on our values means that we all behave in a way that shows that we are calm, collected and respectful towards one another, and that we arrive for our lessons punctual and prepared.

MATCH THE CORRECT DESCRIPTION TO EACH OF OUR VALUES:

RESPECT

RESILIENCE

RESPONSIBILITY



Turning up on time to lessons	Contributing to lessons	Trying a new after school club	Holding the door open for a teacher
Having your shirt tucked in neatly	Acting as an ambassador role	Giving someone a compliment	Supporting others
Saying good morning to people as you pass	Consistent punctuality over the whole year	Asking for help when needed	Helping to clear up at break
Having a pen, pencil and ruler in lesson	Working successfully as part of a team	Being respectful of other people's beliefs	Going above and beyond with your work
Always bringing your reading book	Remembering your homework	High level of respect shown to all	Sitting with someone who is alone at lunch
Staying calm if something goes wrong	Apologising if you have done something hurtful	Turning up on time to school	Discussing issues with a teacher

HOMework

We believe that homework is important as it makes you **resilient** and **responsible**. Homework gives you the opportunity to practise what you have learned during lessons.

So, what can you do if you have a problem completing your homework?


First, DON'T PANIC! Try to do your homework the day that it is set, therefore you will have enough time to ask for help and everything you have learnt in the lesson will be fresh in your mind. You will never be in trouble for having a go or asking for help. This just shows you are being resilient. We have a homework club in school where you can complete your homework before you go home and there's staff on hand to help you.

The person below has some problems handing in homework. Write down some solutions for them. You could talk to your family about what they could do to help you get into a good routine.



PROBLEM

SOLUTION



I DO MY HOMEWORK BUT SOMETIMES LEAVE IT AT HOME.

I DO NOT ALWAYS UNDERSTAND MY HOMEWORK.

WHEN I GET HOME, I DO NOT KNOW WHAT MY HOMEWORK IS.

I GET BORED DOING HOMEWORK.

LEGACY

The **legacy** that you want to leave to the world is really important at Hollingworth. It shows that you are determined to excel everyday.



Do you want to be remembered as the person who was always **respectful** enough find to the good in people?

Or the person who was **responsible** every day to ensure that the academy was litter free?

Will you be the person who is **resilient** enough to cure cancer?

Do you want to be remembered as the person **respectful, responsible** and **resilient** enough to become Prime Minister at 25?



- How will Malala Yousafzai be remembered?
- How will Rishi Sunak be remembered?
- How will Greta Thunberg be remembered?
- How will Amelia Earhart be remembered?
- How will Joe Biden be remembered?
- How will Mahatma Ghandi be remembered?
- How will Prince Harry be remembered?



Think carefully about how you want to be remembered and write it down in this box. Explain how this reflects our ethos of **Respect, Responsibility and Resilience** - which of these qualities will you need to demonstrate?

*In the future, I want to be remembered as...*_____

*At Hollingworth I want to be remembered as (use the ideas above to help you if you need to)...*_____




BEYOND HOLLINGWORTH

After Hollingworth, you can move onto college or an apprenticeship and then to university or into a job. There's so many options! It's normal not to know what you want to do yet, but this is a chance for you to have a think about your dream jobs!

JOB:

Draw or stick images
to represent that job here.



KEY SKILLS:

SUBJECTS TO STUDY:





As you can imagine, we are all busy making sure that everything is in place for when you start with us in September and making sure the rest of our Hollingworth community are keeping healthy and working hard. So, if you want to be able to see some of the things that we have been up to, you can follow Hollingworth on Facebook, Instagram or Twitter.



Hollingworth Academy



HollingworthAC



Hollingworth_ac



"EVERYONE EXCELS EVERYDAY"

T | 01706 2920800 **E** | info@hollingworthacademy.co.uk **W** | www.hollingworthacademy.co.uk
A | Cornfield Street, Milnrow, Rochdale, Lancashire, OL16 3DR

Hollingworth Learning Trust is a charitable limited by guarantee and registered in England and Wales with company number 8314692