



# YEAR 9 CHOICES PROGRAMME 2025 – 2027

"EVERYONE EXCELS EVERYDAY"

# WELCOME

**Mr McGinty:** Welcome and Introduction

**Ms Hobbs:** The Choices Programme

# Mr McGinty

## Headteacher

# What Will Your Timetable Look Like in Year 10 and 11?

Your timetable will consist of:

- **16 Core lessons**
  - 5 x Maths
  - 5 x English
  - 5 x Science
  - 1 Core PE
  - plus RISE
- **9 Options lessons**
  - 3 subjects, 3 times per week

# Key Messages

- Significant changes over recent years in relation to qualifications: content and assessment.
- Schools should have responded to the changes to better support their students.
- The majority of a student's timetable in Years 10 and 11 is already determined.
- There is an increased significance placed on the English Baccalaureate subjects.

# WHAT ARE THE OPTION SUBJECTS?

Students must select FIVE subjects that they would prefer to study.  
They will be allocated THREE of these five.  
AT LEAST ONE must be an EBacc subject.

All subjects  
are listed in  
the Options  
booklet.

| EBacc Subjects   | Foundation Subjects |                                |
|------------------|---------------------|--------------------------------|
| Computer Science | Art and Design      | Food Preparation and Nutrition |
| Geography        | Construction        | Health and Social Care         |
| History          | Dance               | Music                          |
| Spanish          | Design & Technology | Photography                    |
| Triple Science   | Digital IT          | Physical Education             |
|                  | Drama               | Physical Education: Sport      |
|                  | Engineering         | Religious Education            |
|                  | Enterprise          | Statistics and Extended Maths  |

# EBacc Subjects

| EBacc Subjects   |
|------------------|
| Computer Science |
| Geography        |
| History          |
| Spanish          |
| Triple Science   |

- All GCSE subjects.
- Facilitator subjects that offer an important range of knowledge and skills to young people.
- Give students access to a full range of employment opportunities post-16.
- Recommended by the most prestigious universities.
- All students **MUST** study **at least one** of these subjects.

# GCSE or BTEC/Vocational Level 1/2

## Foundation Subjects

Art and Design  
Construction  
Dance  
Design & Technology  
Digital IT  
Drama  
Engineering  
Enterprise  
Food Preparation and Nutrition  
Health and Social Care  
Music  
Photography  
Physical Education  
Physical Education: Sport  
Religious Education  
Statistics and Extended Maths

- Details in booklet which qualification is offered.
- Neither is considered better or worse than the other.
- Neither is easier or harder than the other.
  
- Look at the descriptions in the booklet – in particular the assessment.
- Will you perform better in final exams or assessed components throughout the course?
  
- PE/Sport offer GCSE/BTEC.
- You will opt for PE and we will decide which course to run to best fit the students.



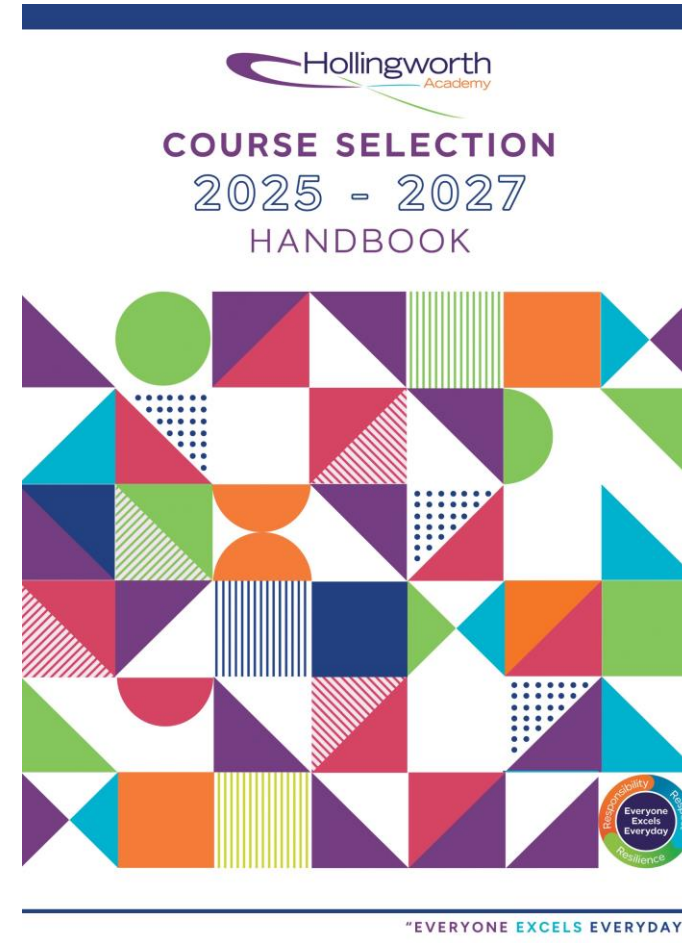
**Ms Hobbs**

**Assistant Headteacher**

# Options Information, Advice and Guidance

| Event                                   | Date   |
|---|--|
| Year 9 Reports                          | Thursday 21 <sup>st</sup> November                                     |
| Year 9 Parents' Evening                 | Thursday 5 <sup>th</sup> December                                      |
| Options Assembly                        | Thursday 9 <sup>th</sup> January                                       |
| KS4 Information Talks                   | Monday 13 <sup>th</sup> January – Friday 17 <sup>th</sup> January      |
| <b>GCSE Options Information Evening</b> | <b>Thursday 16<sup>th</sup> January</b>                                |
| Course Selection Handbook               | Thursday 16 <sup>th</sup> January                                      |
| <b>Choices Selection Form</b>           | <b>Friday 17<sup>th</sup> January - Friday 31<sup>st</sup> January</b> |
| Individual Student Interviews           | From Monday 24 <sup>th</sup> February                                  |
| Choices Confirmation Email              | Friday 6 <sup>th</sup> June  |

# BEFORE CHOOSING YOUR OPTIONS SUBJECTS



# WHEN CHOOSING YOUR SUBJECTS

## DO

- ✓ Consider studying a broad range of subjects.
- ✓ Consider subjects that you have enjoyed in KS3.
- ✓ Consider subjects you have good A2Ls in.
- ✓ Consider which subjects you are successful at.
- ✓ If you already have clear ideas about your career / future take this into account – ask for advice.

## DON'T

- X Pick subjects to be with your friends.
- X Pick rule out subjects because of the teacher.
- X Pick subjects because you think they are easy options – they aren't.
- X Pick subjects that you are not physically able to do.

# Options Form

|  |            |  |
|--|------------|--|
| Preferred EBacc Subject                                |            |  |
| At least one of these choices MUST be an EBacc subject | 2nd choice |  |
|  | 3rd choice |  |
|  | 4th choice |  |
|  | 5th choice |  |
| NOTES  |            |  |

The order you fill in your subjects is very important.  
**You are ranking them in order of preference.**

You cannot repeat subjects in different choices – you will be asked to re-do your form.

Add any relevant notes. This might be careers you are interested in.

# Example Form

|  |                   |                        |  |
|--|-------------------|------------------------|--|
| <b>Preferred EBacc Subject</b>                                       | SPANISH           |                        |  |
| <b>At least one</b> of these choices <b>MUST</b> be an EBacc subject | <b>2nd choice</b> | DANCE                  |  |
|  | <b>3rd choice</b> | HEALTH AND SOCIAL CARE |  |
|  | <b>4th choice</b> | MUSIC                  |  |
|  | <b>5th choice</b> | GEOGRAPHY              |  |
| <b>NOTES</b>   |                   |                        |  |

# Allocating Subjects

My aim is to fulfil as many preferences as possible.

There are limits on class sizes and the number of classes that can run.

There is a minimum class size to be viable.

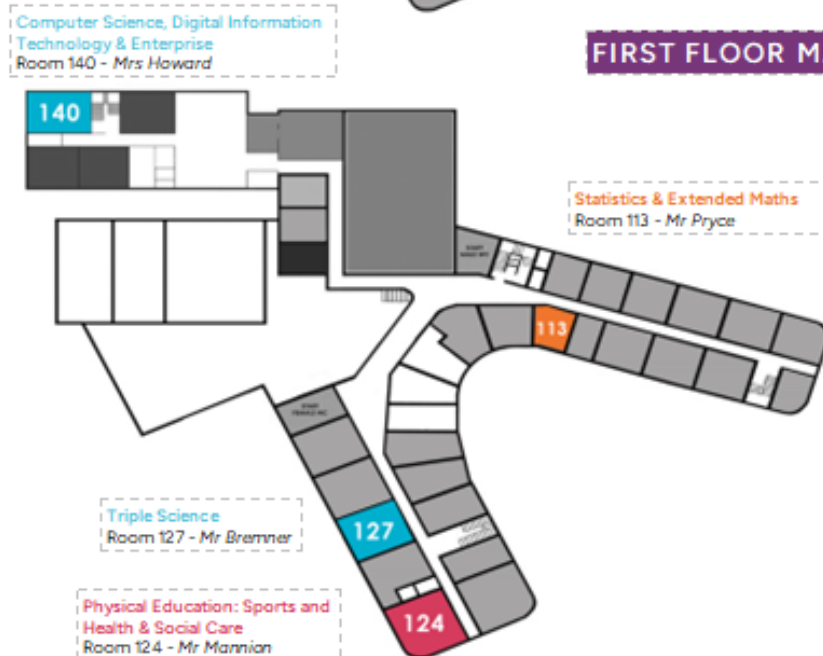
Sometimes, two subjects are in the same block so I can't allocate both, so I will look to other choices.

If subjects are over-subscribed, your A2L will be considered. I will ask HODs and teachers how engaged you are in the lesson. They will want the student who works hardest, behaves well and meets deadlines in their class.

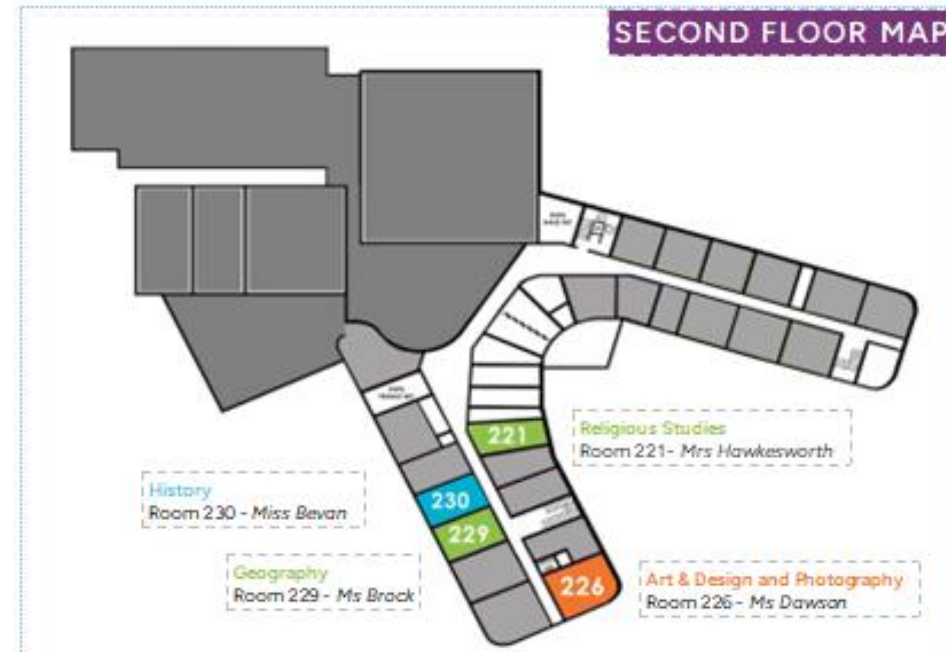
## GROUND FLOOR MAP



## FIRST FLOOR MAP



## SECOND FLOOR MAP





## Who to talk to for support and guidance throughout the Options Programme:

- Heads of Year
- Ms Hobbs
- Heads of Department
- Subject Teachers