



YEAR 11 STRATEGY PACK

2024-2025



FOREWORD

Our ethos is summarised through our mantra: 'Everyone Excels Everyday'. Put simply, this means that we have an achievement focussed culture where we do not put a ceiling on what our students and staff can accomplish. This philosophy really matters. We understand that academic results open doors for our young people and provide the opportunities for them to shape their lives. We aim to be consistent in our approach to everything we do, never compromising on our high expectations so that all our students, no matter what their starting point or circumstance, thrive and achieve their absolute best. At Hollingworth, we aim to make success achievable and inevitable.

At Hollingworth Academy, we firmly believe that by all working together, our students can exceed all expectations. This evening is the first step in supporting them to make a success of Year 11.

"Children spend more of their lives out of our schools than inside them, and research has shown that their parents are the most powerful influence on their learning at home."

Dame Sally Coates, Secondary Director of Education


"Parental engagement has a large and positive impact on children's learning."

Review of best practice in parental engagement, Department for Education

This booklet provides invaluable guidance for both you and your child on how to succeed in Year 11. However, we would also encourage you to be in regular contact with the academy via class teachers, Heads of Departments and the Pastoral Team throughout Year 11, to help support your child further.

Thank you and we look forward to working with you this year.

Yours faithfully



Mr R McGinty
Headteacher



CONTENTS



Page No.

Key Dates and Events

5

How to Support your Child

6

Core Subjects

7 to 10

Foundation Subjects

11 to 30

Notes

31

KEY DATES AND EVENTS



Year 11 Strategy Evening	8th and 10th October 2024
Mock Preparation Guidance	Autumn Term - Date to be confirmed
Mock Exams (All subjects)	11th November to 29th November 2024
Mock Results Day	Week commencing 13th January 2025
Subject specific form time begins	Week commencing 20th January 2025
Parent's Evening	23rd January 2025
Compulsory after school revision sessions begin	After February half term
Be the Best Conference	To be confirmed
Mock Exams (All Subjects)	3rd March to 14th March 2025
GCSE and BTEC Examinations begin	Provisionally 12th May 2025- TBC

Also, keep your eye on our social media platforms and Google Classrooms for additional events such as:

- Masterclasses
- Additional after school sessions
- Holiday sessions





HOW TO SUPPORT YOUR CHILD

1. BE A STRONG ROLE MODEL <ul style="list-style-type: none">• Be a good example by modelling the behaviour you want your child to adopt.• Talk about your planning for the week, model being organised.• Make sure that you eat healthily.• Be active together with your child.• Model good sleep habits.	2. GOAL SETTING <ul style="list-style-type: none">• Encourage your child to keep their goals visible. Get them to put up a picture that represents or shows their goal.• Keep the goals 'live' - talk about their goals regularly.• Keep a positive message - no matter what your child says, it is never too late!
3. KEEPING ACTIVE <ul style="list-style-type: none">• Plan to do active things together at the weekend.• Encourage them to keep active every day. Could you go out for a walk together to get some fresh air?• A good time to revise is following exercise as it increases brain function.	4. TIME OUT <p>Seeing friends, listening to music, doing a hobby, going shopping, going to the cinema, reading a book etc.</p> <p>Preparing for GCSEs should be the top priority this year, but taking time out is as important as putting time in.</p>
5. HEALTHY EATING <ul style="list-style-type: none">• Eating the right food can energise your child. It improves alertness and sustains your child through lessons and exams.• Encourage your child to join family meals, even if it's a busy revision day.• Hydration is key to brain functioning so make sure your child carries a bottle of water with them.• Snacks for school - avoid high sugary and fatty foods or drinks.• Make sure they have breakfast every day.	6. POSITIVE REVISION SPACE <ul style="list-style-type: none">• Not asking them to do too many chores or look after younger brothers and sisters.• Encouraging the rest of the family to help by not disturbing revision.• Ensuring your child has a quiet place for study at home, where their work can be kept safe.
7. SLEEP PATTERNS <ul style="list-style-type: none">• Young people need between 8 – 9 hours sleep per night.• Working backwards from a 7am get up means, be in bed by 10pm.• Going to bed after 10pm = sleep deficit. <p>Helping your child to prepare for sleep:</p> <ul style="list-style-type: none">• Don't eat too late at night or drink fizzy drinks with sugar/caffeine.• Don't work or revise before going to bed.• Switch off from social media/technology at least an hour before bedtime.• Hand in game controllers when revising.• Encourage your child to leave the mobile phone outside the bedroom.	8. BUILDING CONFIDENCE <ul style="list-style-type: none">• Be positive, help them put the whole thing into perspective. There is life after exams.• Be supportive and help alleviate worries by talking to them.• Resist the urge to compare them with other young people, whether friends or siblings – 'saying your brother worked hard and got B's', won't motivate them.• Praise/reward them for the amount of effort they put in and for trying their best.• Tell them that they can only try their best and even if they don't do as well as you'd hoped, you still love them just as much.

ENGLISH LANGUAGE AND ENGLISH LITERATURE



FACULTY: English Language & English Literature

CONTACT: Mr Rogers jrogers@hollingworthacademy.co.uk

NAME OF COURSE: AQA GCSE English Language (8700)
AQA GCSE English Literature (8702)

QUALIFICATION RECEIVED: Two GCSEs

ASSESSMENT: 100% examination

ENGLISH LANGUAGE	ENGLISH LITERATURE
Paper One: Explorations in Creative Reading and Writing 50%	Paper One: Macbeth and A Christmas Carol
Paper Two: Writers' Viewpoints and Perspectives 50%	Paper Two: An Inspector Calls; Power and Conflict Poetry; Unseen poetry

"In English, students aspire to be critical, empathetic individuals who develop skills which enable them to become active citizens within their community. Through the study of 16th century texts like Macbeth and more contemporary texts like An Inspector Calls, students are able to experience how societal expectations on class, gender and power have helped shape the Britain we are today".

Mr Rogers, Head of English

HOW TO REVISE FOR ENGLISH

English Literature	English Language
<p>Quote revision</p> <ol style="list-style-type: none">1 - Look, cover, write, check.2 - Memory cards.3 - Post it notes around the house with quotes on.4 - Picture it - turn quotes into images for retrieval. <p>General Revision</p> <ul style="list-style-type: none">• Watch the revision videos on Google Classroom for: content, context and model answers.• Practice paragraphs that are timed.	<ol style="list-style-type: none">1 - Complete practice papers on Google Classroom.2 - Look at revision videos on Google Classrooms for: model answers; how to answer questions, hints and tips. <p>Websites/Youtube pages for revision:</p> <p>mr bruff - YouTube</p> <p>Mr Salles Teaches English - YouTube</p>





FACULTY: Mathematics

CONTACT: Mrs Chadderton schadderton@hollingworthacademy.co.uk

NAME OF COURSE: Pearson Edexcel Level 1/Level 2 GCSE in Mathematics (1MA1)

QUALIFICATION RECEIVED: GCSE

ASSESSMENT: 100% Examination

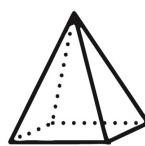
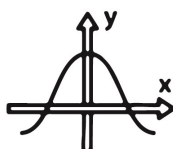
- Three written papers – each paper will be out of 80 marks and worth 33.33%
- Paper One – calculator not allowed
- Paper Two & Three – calculator allowed
- Students are given one hour and 30 minutes to complete each paper

“It may be unlikely that you will need to calculate pi or solve trigonometry equations as a chef, but learning maths at GCSE level helps to build up essential knowledge that will be used on a daily basis. Skills such as problem solving, analysing data, communication, logical thinking and attention to detail. This is why sixth form courses, colleges, universities and jobs ask for high maths grades. By embracing the challenge of mathematics, you will become resilient, independent and fearless mathematicians that see mathematics as the core skill needed to navigate and change the world.”

Mrs Chadderton, Head of Maths

HOW TO REVISE FOR MATHEMATICS

Sparx Maths	Past Papers	Other Useful Websites
<ul style="list-style-type: none"> • At the start of the year, you were given a QLA sheet with topics from your mock that you need to work on. • Use the clip numbers and the independent learning tab on Sparx to work through any yellow/red topics as part of your revision. • Ask your teacher which ones are most relevant to you. 	<ul style="list-style-type: none"> • Right now, you will be doing walking talking mocks in class. The papers will help you see how topics have appeared on the papers in the past and what the marks were awarded for. • This is very important, and students in previous years have always found it the best way to revise. • You will eventually be working through papers alone, continue to use these key exam skills your teacher has shown you to help you make the most progress! 	<p>There are many other websites that are useful to help you revise for Maths. The websites below do not require a log in, and each include videos, practice questions and answers.</p> <ul style="list-style-type: none"> • Maths Genie - https://www.mathsgenie.co.uk/gcse.html - each topic is broken down into grades and it is great for past papers too! • Corbett Maths – https://corbettmaths.com/contents/ closer to the exam there will be lots of helpful revision resources • Mr Barton Maths - http://www.mrbartonmaths.com/students/legacy-gcse/gcse-maths-takeaway.html has online quizzes for each topic!



COMBINED SCIENCE



FACULTY: Science

CONTACT: Mr Bremner pbremner@hollingworthacademy.co.uk

NAME OF COURSE: AQA GCSE Combined Science: Trilogy (8464)

QUALIFICATION RECEIVED: Double Award GCSE (2 grades)

ASSESSMENT: 100% Examination

Biology Paper 1	Chemistry Paper 1	Physics Paper 1
<ul style="list-style-type: none">• Cell Division• Transport in Cells• Animal Tissues, Organs & Systems• Plant Organ Systems• Communicable Disease• Photosynthesis• Respiration• Ecology	<ul style="list-style-type: none">• Bonding, Structure and Properties• Quantitative Chemistry• Chemical Reactions• Energy in Reactions	<ul style="list-style-type: none">• Particles• Atomic Structure• Energy• Electricity
Biology Paper 2	Chemistry Paper 2	Physics Paper 2
<ul style="list-style-type: none">• Homeostasis and Response• Hormonal Control• Reproduction• Variation & Evolution• Biodiversity and the effect of human interactions on ecosystems.	<ul style="list-style-type: none">• Rates of Reaction• Organic Chemistry• Chemical Analysis• Chemistry of the Atmosphere• Using Resources	<ul style="list-style-type: none">• Forces• Motion• Waves• Magnetism

“In a fast-changing world, it has never been more important to have a clear understanding of the Science all around us. STEM careers are growing faster than all other pathways and we have two of the top 10 Local Authorities for STEM employment right on our doorstep. Join the future.”

Mr Bremner, Head of Science

HOW TO REVISE FOR COMBINED SCIENCE


The two main resources you should use to prepare for your GCSEs are:

Seneca Learning

Your Science Homework is set on Seneca Learning, but you can use it to revise any time you want.

Seneca's smart learning algorithms are academically proven to help you remember topics 2x faster than traditional methods. If you get a question wrong, it shows you the content again in a different format and at the perfect moment.

Download the App by scanning here:



GCSE Revision Website

An exclusive Website hosted by the Hollingworth Science Department with:

- Knowledge Organisers
- Top Tasks linked to Knowledge Organisers
- Past paper practise questions
- Mark schemes
- Required practical simulator

Scan to access





FACULTY: Science

CONTACT: Mr Bremner pbremner@hollingworthacademy.co.uk

NAME OF COURSE: AQA GCSE Biology (8461)
AQA GCSE Chemistry (8462)
AQA GCSE Physics (8463)

"In a fast-changing world, it has never been more important to have a clear understanding of the Science all around us. STEM careers are growing faster than all other pathways and we have two of the top 10 Local Authorities for STEM employment right on our doorstep. Join the future."

QUALIFICATION RECEIVED: 3 GCSEs

ASSESSMENT: 100% examination

Mr Bremner, Head of Science

Biology Paper 1	Chemistry Paper 1	Physics Paper 1
<ul style="list-style-type: none"> Cell Division Transport in Cells Animal Tissues, Organs and Systems Plant Organ Systems Communicable Disease Photosynthesis Respiration Ecology 	<ul style="list-style-type: none"> Bonding, Structure and Properties Quantitative Chemistry Chemical Reactions Energy in Reactions 	<ul style="list-style-type: none"> Particles Atomic Structure Energy Electricity
<ul style="list-style-type: none"> Culturing Microbes Plant Disease and Plant Hormones Monoclonal Antibodies Trophic Levels 	<ul style="list-style-type: none"> Chemical Cells, Fuel Cells and Nanoparticles Atom Economy and Yield Transition Metals 	<ul style="list-style-type: none"> Particles in Gases Nuclear Physics Electrostatics
Biology Paper 2	Chemistry Paper 2	Physics Paper 2
<ul style="list-style-type: none"> Homeostasis and Response Hormonal Control Reproduction Variation and Evolution Biodiversity and the effect of human interactions on ecosystems 	<ul style="list-style-type: none"> Rates of Reaction Organic Chemistry Chemical Analysis Chemistry of the Atmosphere Using Resources 	<ul style="list-style-type: none"> Forces Motion Waves Magnetism
<ul style="list-style-type: none"> <i>Decomposition</i> <i>Food Production</i> <i>Reproduction, DNA and Proteins</i> <i>Inheritance and Evolution</i> 	<ul style="list-style-type: none"> Detection of substances Using Materials Alkenes and Alcohols Polymers The Haber Process 	<ul style="list-style-type: none"> Space Forces and Pressure EM Spectrum Induction


HOW TO REVISE FOR TRIPLE SCIENCE

Seneca Learning

Your Science Homework is set on Seneca Learning, but you can use it to revise any time you want.

Seneca's smart learning algorithms are academically proven to help you remember topics 2x faster than traditional methods. If you get a question wrong, it shows you the content again in a different format and at the perfect moment.

Download the App by scanning here:




GCSE Revision Website

An exclusive Website hosted by the Hollingworth Science Department with:

- Knowledge Organisers
- Top Tasks linked to Knowledge Organisers
- Past paper Practise Questions
- Mark Schemes
- Required Practical Simulator

Scan to access





FACULTY: Art and Design

CONTACT: Ms J Dawson

jdawson@hollingworthacademy.co.uk

NAME OF COURSE: AQA GCSE Art, Craft & Design (8201)

QUALIFICATION RECEIVED: GCSE

ASSESSMENT: Portfolio 60%
: Timed Examination 40%



“Art helps us understand the world and the people in it.”

Ms Dawson, Head of Art and Design

HOW TO CONSOLIDATE AND PREPARE FOR ART AND DESIGN

KS4 students are expected to complete independent work at home when consolidating their portfolio work.

- Intervention sessions, for catching up incomplete work, take place on Thursday evenings (*invitation only*).
- Support sessions, for those requiring help to complete work, take place on Tuesday evenings (*invitation only*).
- In January, students begin preparing for their exam and in February students can attend after school sessions several nights a week in the lead up to the timed examination.





FACULTY: Business Studies

CONTACT: Mrs Howard jhoward@hollingworthacademy.co.uk

NAME OF COURSE: Pearson Edexcel 9-1 GCSE in Business (BS01)

QUALIFICATION RECEIVED: GCSE

ASSESSMENT: Paper 1 – Building a Business (50%)
: Paper 2 – Growing a Business (50%)



“**GCSE Business Studies** introduces students to the world of business, covering key topics such as entrepreneurship, marketing, finance, human resources, and operations. It helps students understand how businesses are created, managed, and grow, whilst exploring real-world challenges like competition and customer needs. The course also emphasises decision-making and problem-solving skills in a business context, preparing students for further education or careers in business-related fields.”

Mrs Howard, Head of Business Studies

HOW TO REVISE FOR BUSINESS STUDIES

1. Choose a main revision strategy and stick to it, unless it's not working.


2. Effective Revision Techniques:

- Use Smart Revise, an online platform for Business Studies. It offers automated quizzes, tracks progress, and provides exam-style questions with mark schemes. Key features include flashcards for memorising concepts and adaptive learning, which adjusts content based on student performance. Accessible 24/7, it helps students revise at their own pace.
- **Complete past papers:** Self-assess using the mark scheme and make improvements. Exam papers are on Google Classroom.
- **Attend after-school workshops** for extra help.
- **Use the academy's knowledge organiser** as a revision tool. This is on Google Classroom.
- **Watch the news** to develop a broader understanding of the world around you.

3. Useful Websites:

- **SMART revise** - All students in Year 11 have access to this wonderful resource.
- **BBC Bitesize (Business/Edexcel):** Contains helpful videos and quizzes.
- **Business Ed.**
- **Quizizz and Quizlet:** Use their resources or create your own quizzes.





FACULTY: Computer Science and ICT

CONTACT: Mrs Howard jhoward@hollingworthacademy.co.uk

NAME OF COURSE: OCR GCSE Computer Science (J277)

QUALIFICATION RECEIVED: GCSE

ASSESSMENT: Paper 1 – Computer Systems (1 hour 30 minutes, non-calculator) 50%
 : Paper 2 – Computational thinking, algorithms and programming 50%
 Both papers are 1 hour 30 minutes and non-calculator

“Computer Science teaches students how to think and learn so that they can become better problem solvers in the technological 21st Century World.”

Mrs Howard, Head of Computer Science and ICT

HOW TO REVISE FOR COMPUTER SCIENCE

1. Knowledge Organiser (Based on BBC Bitesize)

Why Bitesize?

BBC Bitesize is one of the most trusted and widely used revision platforms. Students can access the materials anytime, from anywhere, using any device. By using it regularly in lessons, they become familiar with the format and content, allowing them to focus on learning rather than interpreting new material.

2. Smart Revise

An online platform for Computer Science revision. It offers automated quizzes, tracks progress, and provides exam-style questions with mark schemes. Key features include flashcards for memorising concepts and adaptive learning, which adjusts content based on student performance. Accessible 24/7, it helps students revise at their own pace while teachers can monitor progress and assign quizzes.

Additional Revision Tools:

- **Blue Book (Revision Guide):** Contains all the core knowledge.
- **White Book (Revision Workbook):** Use this alongside the revision guide for practice.
- **Past Papers:** Complete past exam papers, self-assess using the mark scheme, and make improvements.
- **After-School Workshops:** Attend these for extra support.
- **Watch Tech News & Programmes:** Stay updated with the latest developments in the technology world.

4. Recommended Websites:

- ClickSchool
- Smart Revise
- Advanced ICT Programming Tasks
- GCSE Computer Science - OCR - BBC Bitesize
- Youtube – Craig and Dave
- Time2Code- Craig and Dave



CONSTRUCTING THE BUILT ENVIRONMENT



FACULTY: Engineering and Construction

CONTACT: Mr Smith ksmith@hollingworthacademy.co.uk

NAME OF COURSE: EDUQAS Constructing the built environment award Level 1/2.

QUALIFICATION RECEIVED: GCSE Equivalent

ASSESSMENT: Coursework 60%
: Examination 40%

INTERNAL ASSESSMENT


- **UNIT THREE:** Constructing the built environment (1assignment 60%)

EXTERNAL ASSESSMENT

- **UNIT ONE:** Introduction to the built environment (Online examination 40%).

HOW TO REVISE FOR CONSTRUCTION

- All internally assessed units must be completed by the set deadlines.
- The external examinations that you will sit in summer 2025 will consist of a 1.5-hour exam. We will complete a 48-hour revision block in school and provide you with revision material (flashcards, previous exam papers) to take home and practice.
- Website: www.goconstruct.org
- Text book: <https://www.amazon.co.uk/Level-Vocational-Award-Construction-Environment/dp/186085754X>





FACULTY: Performing Arts

CONTACT: Mr Keeley

akeeley@hollingworthacademy.co.uk

NAME OF COURSE: Pearson Edexcel BTEC Level 2 Tech Award in Performing Arts (YPN49)

QUALIFICATION RECEIVED: BTEC Level 2 Tech Award (GCSE Equivalent)

ASSESSMENT:

Internal Assessments—These have been completed and grades have been distributed

- Component One: Exploring the Performing Arts 30%
- Component Two: Developing Skills and Techniques 30%

External Assessment

- Component Three: Performing to a Brief 40%

HOW TO REVISE FOR DRAMA COMPONENT THREE

For the externally assessed Component Three, students will be required to devise original drama and complete three written tasks to explain their ideas and processes.

- BBC Bitesize is an excellent revision resource. Go to the Edexcel devising pages especially. <https://www.bbc.co.uk/bitesize/examspecs/zkvm2sq>
- Students can research into the theatre companies we discuss in class – there is a wealth of information online about theatre companies such as M6, Frantic Assembly, Gecko, Kneehigh, Splendid Productions, Lung Theatre Company, and Vamos amongst others.
- If possible, go to see live theatre with your child, and if not, then encourage them to watch free productions online. The National Theatre has a wealth of top-quality productions available to students – Mr Keeley and Mrs Kirkpatrick will provide the log-in details.
- Students can familiarise themselves with the vocabulary on their knowledge organisers and recap the work we have done in class in any given week.
- During the assessment phase between January and May, they should be completing independent research into the themes they are exploring in their devised piece. They can complete this at home, ready to bring to their group in the following lesson.



FOOD PREPARATION AND NUTRITION



FACULTY: Food Technology

CONTACT: Mrs Bibby lbibby@hollingworthacademy.co.uk

NAME OF COURSE: Eduqas GCSE in Food Preparation & Nutrition

QUALIFICATION RECEIVED: GCSE

ASSESSMENT:

Component 1: Principles of Food Preparation and Nutrition 50% Written examination.

Component 2: Food Preparation and Nutrition in Action 50 % Practical examination.

Assessment 1: Food science investigation (15%),

Assessment 2: Food preparation (35%)

"Food preparation and nutrition gives students an opportunity to gain knowledge, understanding and skills required to cook that will carry on throughout life. The subject applies the principles of food science, nutrition, and healthy eating. This provides a suitable foundation for the study of food-related courses at college, training and modern apprenticeships or employment in the hospitality and catering industries."

Mrs Bibby, Head of Food Technology

HOW TO REVISE FOR FOOD PREPARATION AND NUTRITION

- Revision books from the exam board and practice exam questions.
- Revision flash cards to be used within revision lessons and at home.
- Online revision tools such as Seneca and BBC Bitesize. <https://app.senecalearning.com/classroom/course/2dc03c41-fe59-4573-875c-7cf8b5320832>
- <https://www.bbc.co.uk/bitesize/subjects/zdn9jhv>
- Regularly attending revision sessions and completing revision homework tasks.



FRENCH



FACULTY: Modern Foreign Languages

CONTACT: Ms Gallastegui

mgallastegui@hollingworthacademy.co.uk

NAME OF COURSE: Pearson Edexcel Level 1 / Level 2 GCSE in French (1FRO)

QUALIFICATION RECEIVED: GCSE

ASSESSMENT: 100% Examination: Listening (25%), Speaking (25%), Reading (25%), Writing (25%)

“Learning a language opens a world of opportunities. As a linguist, once you have learnt one foreign language, it becomes easier to learn other languages. Then, knowing you can go to a different country and communicate in a different language is incredibly rewarding!

Learning French doesn't happen overnight, it requires you to be patient, resilient, knowing that you will make mistakes, but that you will also learn from those mistakes. It is all part of the journey that you are on.

At university, learners have the choice to study the language on its own, with another language or with other subjects. The degree combinations are vast. Many people do joint honours in the original language they studied and start a new language from scratch, such as Russian, Arabic or Chinese. Foreign languages also combine with any other subject, such as law, politics, geography, history, maths, drama or forensic science. Studying a language at University, even as a joint honours degree, opens up the opportunity to live and study abroad in a French speaking country. By learning a language you are giving yourself the opportunity to widen your future opportunities, in terms of work and life experiences.”

Ms Gallastegui, Head of Modern Foreign Languages

HOW TO REVISE FOR FRENCH

The best way to revise for French is to complete activities little and often. Make sure you are covering a range of skills: listening, reading, writing, speaking and translation across a range of the five themes. It is important that you don't stick to what you are good at, but divide your time to the areas that you need to focus on. Your teacher will be able to advise you which area this is.

Resources you can use to add variety to your revision are:

Vocabulary:

- Quizlet:
www.quizlet.com
- French revision guides.
- Online dictionary:
www.wordreference.com

Reading tasks:

- Active Learn:
www.pearsonactivelearning.com
- Target 5 reading revision guides.
- Past papers

Grammar:

- Grammar and Translation Books
- Languages Online:
www.languagesonline.org.uk

Translation tasks:

- Grammar and Translation books pages 100-122.
- Target 5 or 9 revision guides.

Writing:

- Target 5 or 9 writing revision guides.
- Answers to questions in your purple book.
- Past papers.

Listening:

- Active Learn:
www.pearsonactivelearning.com
- Films in French with subtitles.
- Coffee Break French podcasts:
www.coffeebreaklanguages.com/coffeebreakfrench
- Past papers.

Speaking:

- Answers to questions in your purple book.
- Choosing a photograph and writing a description of it.



GEOGRAPHY

FACULTY: Humanities

CONTACT: Mrs Hawkesworth gedwards@hollingworthacademy.co.uk

NAME OF COURSE: AQA GCSE Geography (8035)

QUALIFICATION RECEIVED: GCSE

ASSESSMENT:

- One Human Geography exam (35% of overall grade)
- One Physical Geography exam (35% of overall grade)
- One Issue Evaluation and Fieldwork exam (30% of overall grade)

"Geography is the subject which holds the key to our future."

Michael Palin, Broadcaster



HOW TO REVISE FOR GEOGRAPHY

KNOWLEDGE ORGANISERS

These are available on the ReviseGeog folder on Google Classroom and your class teachers will give you copies after your Year 11 mock. Focus on the highlighted sections. To revise this information, try these strategies:

Dual coding – this is where you transform text into images. It is scientifically proven that you remember images better than text.

Flashcards – use sections of the knowledge organiser and turn the information into a flashcard. Flashcards work best when they do not have lots of writing on. Try writing a question on one side with the answer on the back.

Mind maps – try displaying the information from the organiser as a mind map then turning it over. Write down what you can remember. If you have any gaps, make sure you revisit these, perhaps using other strategies such as flashcards.

PRACTICE PAPERS

These are available on AQA and in the ReviseGeog folder on Google Classroom. Give these practice questions a go and look at the mark scheme to see if you were right.

SENECA LEARNING

Use Seneca to set yourself revision quizzes to assess your core knowledge of different areas of the course. Focus on going over the areas you are less confident with – this will help you prepare more thoroughly for your final examinations.

COOL GEOGRAPHY

www.coolgeography.co.uk has a variety of materials which follow our GCSE specification. They include case studies such as Mumbai and the UK economy, as well as generic information on the Rivers, Hazards and Resource Management topics.

GEOGRAPHICAL SKILLS

If you only have a few minutes, try a few activities from the 'Do Now' activities booklet. Your teacher has given you this, but it is also available on the ReviseGeog group on Google Classroom. These short tasks will prepare you for the skills questions in your exams.

REMEMBER THAT THE KEY TO SUCCESSFUL REVISION IS REPETITION. You need to revisit core knowledge several times to maintain it in your long-term memory.



FACULTY: History

CONTACT: Mrs Hawkesworth

gedwards@hollingworthacademy.co.uk

NAME OF COURSE: AQA GCSE History (8145)

QUALIFICATION RECEIVED: GCSE

ASSESS- MENT:	Paper One:	<ul style="list-style-type: none">Understanding the Modern World: USA 1920-73.A Wider World Depth Study: Conflict and Tension between East & West 1945-72.	(50% of Overall Grade)
	Paper Two:	<ul style="list-style-type: none">Shaping the Nation: Health & the People c1000 to the present day.A British Depth Study: Elizabethan England including the Historic Environment.	(50% of Overall Grade)

“By passing GCSE History, you prove that you are a hardworking, critical and reflective thinker who can support and develop arguments. This will make you extremely appealing to colleges, universities and future employers.”

Mrs Hawkesworth, Head of Humanities

HOW TO REVISE FOR HISTORY

- **Make flash cards and test yourself** – To do this, you write one word on one side of the card, such as, a key word, an event, a date or a person’s name. Then on the other side of the card, you write the explanation. This is only half of the role of flash cards. The most important part is to test yourself. To do this, you turn over all of the cards so that the one word side is showing. You then need to say out loud what the definition is, check if it is correct and turn over if you have said the correct definition. You continue to do this until all of the cards are turned over.
- **Make timelines** – To do this, write the date, the event, a definition, the cause and the outcome (remember we are always looking for ‘outcomes of outcomes’). When making a timeline, it is important that you do not simply copy from the knowledge organiser or your notes; you should try to do as much as you can from memory in one colour, then look at your knowledge organiser or notes, change colours and add any additional information you missed.
- **Past questions** – You will get a list of all the past questions ever asked. This is a fantastic way to revise and if you bring them to us, we will mark them.
- **It is ineffective to answer exam questions with the knowledge organiser or your notes in front of you as you will not have these in the exam.** Try to answer a question after doing either a timeline or flashcards.
- The biggest piece of advice I can give to you is to NOT simply make notes from your knowledge organiser or notes. The only way to revise history is test your knowledge.
- You will be given a self-reflection tick sheet which matches the exam specification. Use this to analyse how well you understand each topic we have studied. You will then understand where you need to focus your revision.



HOSPITALITY AND CATERING



FACULTY: Food Technology

CONTACT: Mrs Bibby lbibby@hollingworthacademy.co.uk

NAME OF COURSE: Level 1/2 Hospitality and Catering

QUALIFICATION RECEIVED: Level 1/2 Award

ASSESSMENT:

Unit 1: The Hospitality and Catering Industry 40% Written examination.

Unit 2: Hospitality and Catering in Action 60 % Practical examination.

“Hospitality and catering gives students an opportunity to gain knowledge and understanding about this vocational sector and the potential it can offer them for their careers or further study. The subject provides students with a range of specialist and general skills that will support their progression to further learning and employment. This provides a suitable foundation for the study of food-related courses at college, training and modern apprenticeships or employment in the hospitality and catering industries.”

Mrs Bibby, Head of Food Technology

HOW TO REVISE FOR HOSPITALITY AND CATERING

- Revision books from the exam board and practice exam questions.
- Online revision tool BBC Bitesize. <https://www.bbc.co.uk/bitesize/subjects/zbtvxyc>
- Regularly attending revision sessions and completing revision homework tasks.



PHOTOGRAPHY



FACULTY: Art and Design

CONTACT: Ms J Dawson

jdawson@hollingworthacademy.co.uk

NAME OF COURSE: AQA GCSE Art and Design (8206) (Photography)

QUALIFICATION RECEIVED: GCSE

ASSESSMENT: Portfolio 60%
: Timed Examination 40%



“Art helps us understand the world and the people in it.”
Ms Dawson, Head of Art and Design

HOW TO CONSOLIDATE AND PREPARE FOR PHOTOGRAPHY

KS4 students are expected to complete independent work at home when consolidating their portfolio work.

- Intervention sessions, for catching up on incomplete work, take place on Thursday evenings (invitation only).
- Support sessions, for those requiring help to complete work, take place on Tuesday evenings (invitation only).
- In January, students begin preparing for their exam and in February students can attend after school sessions several nights a week in the lead up to the timed examination.





FACULTY: Physical Education

CONTACT: Mr S Mannion smannion@hollingworthacademy.co.uk

NAME OF COURSE:

Pearson BTEC Tech Award Level 1/2 in Sport (QN: 603/7068/3)

QUALIFICATION RECEIVED: BTEC Technical Award in Sport (GCSE Equivalent)

ASSESSMENT: Evidence Portfolio 60%

Component 1 – May 2024. Re-sit January 2025 (if required)

Component 2 - September - November 2024. Re-sit January - April 2025 (if required)

Examination 40% - May 2025

“The BTEC course is a “hands on” course. It focuses on the development of knowledge and skills in a practical learning environment and enables both academic and vocational progression (A level and BTEC Level 3) in post-16 education. Learning is split between practical learning activities, written theory work and project-based assignments. 60% of the final grade is generated from seven internal assignments and 40% is from the written examination.

It is essential that your portfolio containing your coursework assignments are of the highest quality so that you gain a good grade in BTEC Sport. This may mean improving and re-submitting your work following your first submission. You have already completed three assignments for Component 1 in Year 10 (Increasing Participation, Equipment & Technology and Preparing Participants to Take Part in Sport). Some of you will re-take this assignment in January to improve your grade. In Year 11, you will complete four further assignments (Components of Fitness, Participating in Sport, Officiating in Sport and Improving Participants’ Sport Skills)

The Component 3 exam will take place in May 2025. You will learn about the following topics in lessons after Christmas to prepare for the written examination. The topics covered in the exam are:

The importance of fitness and the different types of fitness for performance in sport and physical activity.
Develop an understanding of the body and fitness testing.”

Mr Mannion, Head of Physical Education

HOW TO REVISE FOR BTEC PE

1. BBC Bitesize - While it doesn't have BTEC-specific resources, BBC Bitesize has a lot of general sports science and physical education resources that can help with understanding key topics in anatomy, fitness, and training principles.
2. TeachPE - This site has resources focused on physical education and sport-related topics such as anatomy, fitness testing, and training principles, which align with the BTEC Sport curriculum.
3. Quizlet - Quizlet offers many pre-made flashcards for BTEC Sport covering key terms and concepts. You can also make your own flashcards to reinforce learning.
4. The EverLearner - This platform provides video tutorials, quizzes, and revision materials for a wide range of subjects, including BTEC Sport. Their content covers anatomy, fitness training, and sports performance.
5. Revision World - Though not BTEC-specific, Revision World provides general PE and sport-related revision resources which may align with BTEC Sport topics.
6. YouTube Channels - Channels like PE with Mr Dennis, The PE Tutor, and The EverLearner provide in-depth video explanations and topic breakdowns that are useful for BTEC Sport revision.
7. PE Revision Guide – These will be available to order soon
8. Generic Revision Techniques:
 - PE knowledge organisers.
 - Past exam papers – self check using the exam board mark schemes.
 - Flash cards / Post-It notes / Class notes / PowerPoints posted on Google Classroom.
 - Make your own mind map.
 - Get someone to test you from notes / cards / mind maps.
 - Self-testing (read, cover, copy).
 - Mnemonics.

PHYSICAL EDUCATION



FACULTY: Physical Education

CONTACT: Mr Mannion smannion@hollingworthacademy.co.uk

NAME OF COURSE: AQA GCSE Physical Education (8582)

QUALIFICATION RECEIVED: GCSE

ASSESSMENT: 60% examination

40% Non-Examined Assessment (30% Practical, 10% Written Coursework)

“The PE qualification is a great way of demonstrating to prospective employers or colleges that you can demonstrate both practical and academic skills as part of your studies. Through this course you will also develop personal skills such as leadership, resilience, and teamwork. These are essential in any employment or further study. A good grade in PE will enhance your opportunities for employment in the sport and leisure industry as well as allowing further study at Key Stage 5 through A-Level, BTEC, CTEC or other similar PE/Sport qualifications.”

Mr Mannion, Head of Physical Education

HOW TO REVISE FOR PHYSICAL EDUCATION

The following techniques / resources will help you to revise for your PE exams.

- PE Websites <http://www.s-cool.co.uk/gcse/pe>
<http://www.teachpe.com/gcse.php>
<https://www.bbc.co.uk/bitesize/>
- **Social Media** – a great resource for PE revision. These are some examples;
 - Instagram** thepeclassroom
 - Twitter** @The_EverLearner, @RevisePE,
 - YouTube** search for “AQA GCSE PE” to see hundreds of PE revision videos
 - TikTok** @gcseclassroom_pe, @peresourcesbank, @fitnesswithmrmatthews
 - Podcasts** Revise – GCSE Physical Education (Seneca learning),
GCSE PE Revision – CIE,
eezipezi’s Podcast
- PE revision guide.
- PE knowledge organisers.
- Past exam papers – self check using the exam board mark schemes.
- Flash cards.
- Post-It notes.
- Class notes/PowerPoints posted on Google Classroom.
- Make your own mind map.
- Get someone to test you from n.otes / cards / mind maps.
- Self-testing (read, cover, copy)
- Mnemonics.



FACULTY: Humanities

CONTACT: Mrs Hawkesworth

gedwards@hollingworthacademy.co.uk

NAME OF COURSE: WJEC Eduqas GCSE in Religious Studies

QUALIFICATION RECEIVED: GCSE

ASSESSMENT:

Component 1: Religious, Philosophical and Ethical Studies in the Modern World (50%)

Component 2: Study of Christianity (25%)

Component 3: Option 3: Study of Islam (25%)

“Religious Studies allows us to understand alternative perspectives and develop high levels of communication to debate and tackle difficult questions, which arise again and again in our lives and in today’s world.”

Mrs Hawkesworth, Head of Humanities



HOW TO REVISE FOR RELIGIOUS STUDIES

KNOWLEDGE ORGANISERS

These are available on Google Classroom and your class teachers will give you copies after your Year 11 mock. Focus on the quotes as this will help you achieve grade 4+. To revise this information, try these strategies:

DUAL CODING

This is where you transform text into images. It is scientifically proven that you remember images better than text.

FLASHCARDS

Use sections of the knowledge organiser and turn the information into a flashcard. Flashcards work best when they do not have lots of writing on. Try writing a question on one side with the answer on the back.

MIND MAPS

Try displaying the information from the organiser as a mind map then turning it over. Write down what you can remember. If you have any gaps, make sure you revisit these, perhaps using other strategies such as flashcards.

PRACTICE QUESTIONS

These are available online through the WJEC and EDUQAS website and in the revision folder on Google Classroom. There are only four types of questions in Religious Studies and these never change. Master how to answer them and you will do well.

REVISION BOOKLETS

Revision booklets are available to print on Google Classroom, all contain activities and information to revise alongside practice questions. You can print these at home or see your teacher to get a copy.

REVISION GUIDES

REMEMBER THAT THE KEY TO SUCCESSFUL REVISION IS REPETITION.

You need to revisit core knowledge several times to maintain it in your long-term memory.



A large rectangular area with a light blue border, containing a vertical red margin line on the left and horizontal blue lines for writing.



"EVERYONE EXCELS EVERYDAY"

T | 01706 292800 **E** | info@hollingworthacademy.co.uk **W** | www.hollingworthacademy.co.uk
A | Cornfield Street, Milnrow, Rochdale, Lancashire, OL16 3DR

Hollingworth Learning Trust is a charitable company limited by guarantee and registered in England and Wales with company number 8314692