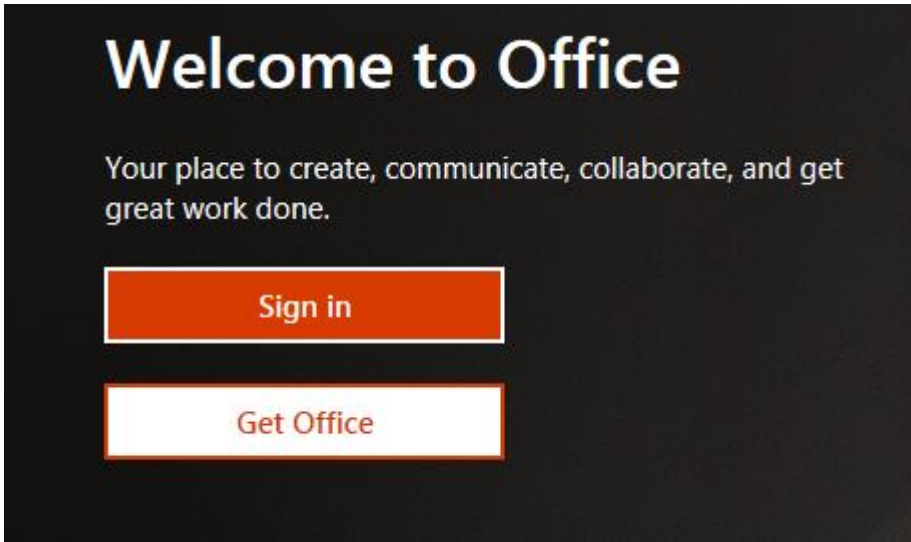
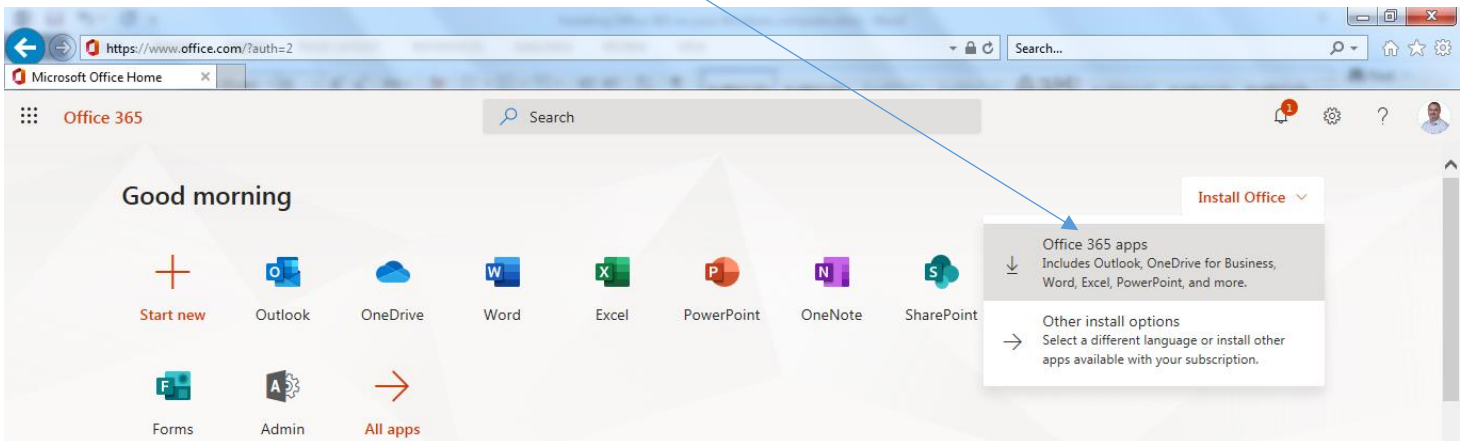


Installing Office 365 on your Windows computer

In a web browser on your computer Go to www.office.com and sign in with your school email account




When logged on go to Install Office - Office 365 apps then follow onscreen instructions

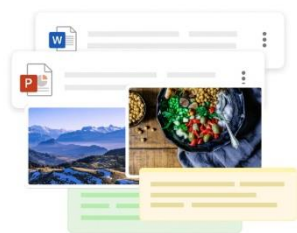


Installing Office 365 on Android Device

On your Android phone or Tablet go to the Google Play Store and search for Microsoft Office and click Install



Once installed open the App and click on Connect your account



Get all your notes, media & files here

CONNECT YOUR ACCOUNT

Now Sign in using your School email account. You will now be able to use Office 365.



Sign in

Email, phone, or Skype

No account? [Create one!](#)

Next

©2020 Microsoft [Privacy statement](#)

Installing Office 365 on an iPad/iPhone

Please watch the following video for instructions to install Office 365 on your iPad or iPhone

<https://www.youtube.com/watch?v=w1cNa4Tsn9k>